
THE SPRINGBOK



Volume 1 No. 3. May/June, 1953

" THE SPRINGBOK "

TABLE OF CONTENTS

The Editor's Chair.	Page 45.
The Ha'penny Springbok continued, by P.D.Haigh.	46.
Official Announcements.	48.
Current 3d value Varieties, by R.D.Allen, Smr.	49.
A Summary of Cylinder Numbers Pertaining to the Rotogravure Half-penny Postage Stamps of the Union of South Africa by A. Hilton Sydow, A.S.A.A., C.A.(S.A.)	50.
Some 2d Roto Varieties, by H.J.Anderson.	52.
A Philatelic Library for the collection of South African Stamps, by Edw. Lauder.	54.
My South African Collection, by W.G.R.Wilby.	55.
Quoting You.	56.
Press References, by A.J.Brown.	57.
The Exchange Packet, by G.E.S.	58.
Correspondence.	59.
Picture Page.	61.
New Members, Changes of Addresses, etc.	62.

Editor:

C. E. Sherwood, 105 Marford Crescent, Sale, Manchester, U.K.

All communications should be addressed to the Editor, who does not accept responsibility for views published, but invited correspondence for publication.

Closing date for publication of Volume 1, No. 4, will be June 30th, 1953.

The Magazine is available only by subscription to the Society -
10/- per annum.

The Editor's Chair

The current list of new members brings the total up to 166, and we break into new territory with the addition of a New Zealand reader, making a total of six overseas countries, in which we have members and doubtless more will be added very soon.

Congratulations and good wishes still continue to pour in and I have included a few more final extracts to record my sincere appreciation of the encouragement. And I must say how pleased I am to note the support being given by more and more members in the form of articles, letters and information. Again I stress that the purpose of the Magazine is to serve the members, and the pages are open to everyone, whether the veriest beginner or the most advanced specialist. To the beginner I would say, do not be afraid to ask those bothersome questions as I am quite certain nobody in the Society will point the finger of scorn at what may seem frightful ignorance! I find that many newcomers to Union philately are rather diffident about writing for this very reason, but they should remember that it is only by seeking the advice and help of the more knowledgeable that they can reach the stage where they, in their turn, may be in a position to assist someone else. To the experts I would plead for articles on every aspect of Union philately written as simply as possible. In this respect, I am very pleased to include one from the pen of Mr A. H. Sydow, which I am sure will be studied most carefully.

It is hoped to effect an improvement in the reproduction of our picture page, and it has been suggested that spare copies of the picture page should be available for purchase by those who may wish to use them for illustrating their albums, etc. This could be arranged if the demand warrants it. What are your views? In the correspondence you will note letters seeking enlightenment on varieties by illustrations. Two of our Scottish members have been giving this point a lot of thought and I am very hopeful of the outcome of their deliberations.

The good work of Mr Legator and Mr Metcalf should be noted as having been instrumental in introducing several new members, and it is hoped that others will be able to follow their example. Talking of members, there are one or two points which might be followed up if they prove interesting. The Magazine could record those who are giving talks and lectures, when and where; those willing to give talks if so requested; members who are willing to correspond with others indicating their especial interests in Union stamps. It should be pointed out that, whilst every effort is made to ensure that only desirable collectors become members, responsibility cannot be accepted for exchanges and sales between members.

I am certain readers will be most interested to know that copies of this Magazine are being preserved in the files of the City of Johannesburg Public Library.

Regarding the Exchange Packet with the coming of summer holidays may I ask members to give as much notice as possible of the dates they will be away so that packets may be diverted suitably.

" THE SPRING BOOK "

THE HA'PENNY STAMPS (Cont.)

by P.D. Haigh

Hyphenated - Redrawn (Large Size)

Sheets:

This issue was in use from April, 1937 until August, 1947, during which time (including the whole of the war years, when these stamps were sold in small quantities concurrently with the War Effort stamps) a total of nine different Plates was used, i.e., Plates V to XIII, six of them appearing within a period of two years.

Identification of the individual Plates, especially of the first six, unless one is fortunate enough to possess arrow blocks, appears to be very difficult if not impossible. The writer has so far been content to show simply a wide range of shades for the mint copies, and to arrange the used in chronological order of the postmark dates, without attempting anything but a rough classification. Watermarks now offer no assistance in identification, as these are in all cases upright. It does, however, seem possible to sort out some rough semblance of order, and the writer would be very interested to hear other members' comments on the classification set out below.

Stamps with a light yellow-green frame and light grey centre would appear to be from Plate V, and this is borne out by used copies with dated postmarks, although there are also other stamps from this Plate with slightly deeper shades. By the way, this is the only Plate which can be identified definitely by the date of the postmark alone, as all dates before October, 1937 must be from this Plate. After this, although a dated postmark may still be useful in eliminating the Plates which appeared after its date, it merely indicates that the stamp it cancels is from any one of a number of previously issued Plates. This is especially the case during 1939, when so many new Plates appeared within such a short time.

From 1937 to 1940 the stamps appeared with progressively deeper shades of both frame and vignette, until they reached a very deep blue-green frame and blackish centre. Stamps in the latter colours with irregular white patches on either side of both top and bottom solid tablets may be found frequently with 1940 and 1941 dated postmarks, and these may be placed provisionally as Plate X. The writer has seen (in another member's collection) a Plate X arrow block which shows this characteristic, and the dated postmarks noted fall within the currency of this Plate, but this does not entirely rule out the possibility that other Plates may also show the same feature.

Stamps in very similar colours but without the "white patches" feature and with 1941 dated postmarks would possibly be from Plate XI.

No "Officials" are listed in the catalogue on Plates V to XI, but this is probably an accidental omission. There was at least one pre-war overprinting,

" THE SPRINGBOK "

possibly on Plate VI or Plate VII. If this could be stated definitely it may assist in identifying unoverprinted specimens from one or other of these Plates. There may, of course, be overprintings on more than one pre-war Plate.

Plate XII was in circulation, alongside the War Effort issues, for six years, and appeared in numerous colours and shades, some of which were overprinted "Official". Most of the shades, once seen, are easily recognisable again. These include the brown centres, a very smooth pale grey centre with a blue-green frame, and an exceptionally dark olive-green frame with a brown-grey centre. Shade differences, however, are not easily reduced to writing.

Plate XIII, the last of this stamp, can best be identified by comparison with the following (reduced size) issue, as it seems to have appeared in two recognisable shades very similar to those given in the catalogue for Plate XIV, namely grey-black and grey-green, and grey-black and bright green. The vignettes of these stamps are frequently very rough in appearance.

This completes the tentative classification of this issue, but it must be admitted that one still encounters specimens which baffle even approximate identification (particularly if they lack a postmark date) so that there appears to be much work still to be done here.

Booklets:

There were three different Booklet Plates for stamps in this design, i.e., Booklet Plates III - V, all being fairly easily recognisable except possibly Plate III (unless one has a piece with margins attached). This printing appeared in March, 1937, having stamps arranged in panes of six surrounded by plain white margins. The writer has no specimens of this issue, but it seems that in order positively to identify it one needs at least a vertical pair with top and bottom margins attached. Used copies with March, 1937 dated postmarks should also be from this Plate, since the issue in sheets did not appear until April.

The well-known "Razor Blade" booklets appeared in September, 1937, containing stamps in panes of two, horizontally ($\frac{1}{2}$ d Booklet Plate IV). These appeared first as 6d booklets, followed by a 3d size, and the remainders of at least the 6d were reissued for a short while in 1948. These stamps can be very easily recognised by the guillotined perforation teeth on three sides of a horizontal pair. The colours of both centre and frame are very pale.

Booklet Plate V was issued in 1938 and continued in use in various booklets until 1941. This was in panes of six without any surrounding margins (except, of course, the binding margin), and is recognisable in singles and pairs by the guillotined perforation teeth on one or two (but never three) edges of each stamp. There are at least two very distinct shades of this issue, one in which the centres are in a shade of grey very similar to the distinctive colour of the "splintery horns" issue in the unhyphenated design, and with a dull deep green frame and the other with almost a black centre and a much brighter deep green frame.

" THE SPRINGBOK "

Coils:

There are also three different plates for the coil stamps of this group, namely, Coil, Plates III-V, but as the writer possesses none of these, no comment is possible. Presumably they are recognisable as coil printings by the guillotined perforation teeth at each side and possibly the individual Plates are identifiable by colour.

OFFICIAL ANNOUNCEMENTS

From time to time, the South African Post Office issues an official Bulletin with details of forthcoming issues. The following are extracts from the last two.

November, 1952. "Centenary of Postage Stamps in South Africa". The Postmaster-General announces that in commemoration of the Centenary of the issue of postage stamps in South Africa, a special series of postage stamps of the denominations of 1d and 4d will be placed on sale as from the 1st September, 1953, for a period of approximately three months at all Post Offices in the Union.

Details of the designs and colours of the Proposed stamps are not yet available, but further announcements in this connection will be made in due course.

March, 1953. "Coronation Stamp". A special postage stamp to commemorate the Coronation of Her Majesty Queen Elizabeth II, will be placed on sale at all Post Offices in the Union for a period of approximately three months as from the 2nd June, 1953. The stamp will be printed in vertical format 24.2 by 40.5 millimetres and the value will be 2d. Each stamp will be inscribed in Afrikaans and English. The stamps will be printed in sheets of 120. The design is taken from a photograph approved by Her Majesty.

Mr R. D. Allen, Smr, seeks assistance in the explanation of a postmark he has found on a Cape King Edward VII 3d stamp, which shows "BRITII ASSN" in two half circles. Can anyone solve the mystery as to the full postmark?

Are you one of the many or the few? The many who have a Union Catalogue/ Handbook or the few who, as yet, have not realised the wealth of information available in this publication. Do get a copy today - you will never regret it.

=====

" THE SPRINGBOK "

=====

CURRENT 3d VALUE VARIETIES

by R. D. Allen, Snr.

The most recent 3d value classified by Stanley Gibbons as 117a and the Union Handbook/Catalogue as 48B from plate VII cylinder 17 is wholly cross-lined all screened and printed in one operation unlike SG.117 or U.48a.

The Union catalogue lists five varieties of this stamp viz:

- Va. A spot near the tree, row 15/2.
- Vb. A rope in the branch of the tree, row 15/3.
- Vc. Aeroplane to left of the tree, row 17/2.
- Vd. An oblique line left of the word "postage" row 4/6.
- Ve. A white stroke from top frame to the tree, row 12/5.

I have examined hundreds of mint and used stamps of this issue in my possession which are in large and small blocks. I have found a number of varieties which are not listed, some of which appear to me to be as much worthy of listing as Vb. Whilst some positions are known others unfortunately are not.

- (a) Row 1/5. Cross lines in the sky.
- (b) Row 11/2. White spot NEAR top of bush in foreground.
- (c) Row 12/1. Small spot on left and near tree.
- (d) Row 13/1. Dash on left near tree.
- (e) Row 14/1. Birds or number of dots in sky.
- (f) Row 14/2. Two larger birds in the sky.
- (g) Row 16/1. Dot in top of left hand "3".
- (h) Row 17/2. Break in centre frame line at top and "Aeroplane" in sky.
- (i) Row 19/5. White dot at TOP of bush in foreground.
- (j) Row 20/3. Break in inner frame line, near top left corner.

It will be seen that (b) to (h) of the above are in the first two lines and on the lower part of the sheet that (i) and (j) are also on the lower portion.

Others which I have, but which I am unable to position at present are:-

- (k) Small line left of tree, nearer to tree than (d).
- (l) Dotted lines in sky (sign please!)
- (m) Small line, larger than (k) near top left corner.
- (n) White dot in "F" of AFRIKA.
- (o) Explosion in the sky.

I would like to emphasise the point that I have at least three of each of the above listed varieties.

There also appears to be at least two distinct shades of this stamp used with U.48 and 48A on piece.

Part of this article has appeared in "Stamp Collectors' Fortnightly" and was used as a basis for this one.

(Editor's Note. From a sheet received quite recently I have been able to confirm all Mr Allen's varieties. Some are very distinct. Of his five unknowns, I have placed the first four as row 10/4, 18/5, 3/4, 10/1 but (o) might be any of several "dots in sky" stamps).

" THE SPRING BOOK "

A SUMMARY OF CYLINDER NUMBERS PERTAINING TO THE ROTOGRAVURE
HALF-PENNY POSTAGE STAMPS OF THE UNION OF SOUTH AFRICA

by A. Hilton Sydow, A.S.A.A., C.A.(S.A.)

I have prepared, the summary ut infra from the arrow-blocks, corner-blocks and complete 240-set sheets of rotogravure-printed half-penny postage stamps reposing in Union of South Africa specialised collection.

In connection with the said summary I offer the following comments. The arrows of Exterior Cylinder No.49 (Item 12) are those illustrated in the Union Catalogue/Handbook as XII. The arrows of the unnumbered Exterior Cylinder (Item 13, "U") are those illustrated in the Catalogue/Handbook as XIII. Although the fact that the Interior Cylinder No.60 (Item 13) was used in combination with the unnumbered Exterior Cylinder (Item 13 "U") was not reported in the "South African Philatelist" the following characteristics will substantiate such fact -

- Row 5 No. 7 - Faint dot between buck's horns. No.1 on Sketch.
- Row 6 No. 11 - Dot adjacent to buck's face about midway between left eye and nose. No.2 on Sketch.
- Row 18 No. 10 - Dot to right of right ear. No.3 on Sketch.
- Row 19 No. 2 - Dot to left of right horn in alignment with tip of right ear. No.4 on Sketch.
- Row 19 No. 4 - Dot below left eye adjacent to face. No.5 on Sketch.
- Row 19 No. 12 - Curved dash on right lateral margin opposite stamp No.12. See No.6 on Sketch.
- Row 20 No. 5 - Dot to right of left horn. No.7 on Sketch.
- Row 20 No. 10 - Dot between horns. No.8 on Sketch.



M
A
R
G
I
N



The foregoing characteristics are to be found on certain of the stamps of Interior Cylinder No.60 used in combination with

1. Exterior Cylinder No.49 (Item 12) and
2. Unnumbered Exterior Cylinder (Item 13),

of which I have complete 240-set sheets in my collection.

Incidentally, I would point out that sheets printed from these two Exterior Cylinders used in combination with Interior Cylinder No. 60 were numbered thus -

1. Interior Cylinder No.60 and Exterior Cylinder No.49, with 4-figure Cyclometer Nos in black and also in red, e.g., I own sheet No.8239 with black and sheet No.5311 with red cyclometer numbers.
2. Interior Cylinder No.60 and unnumbered Exterior Cylinder with 4-figure Cyclometer Nos in red, e.g. I own sheet No.6171 with red numbers.

=====

" THE SPRINGBOK "

=====

SUMMARY

A	B	C	D	E	F	G	H	I
1	80	I	U1	U1	A	18 $\frac{1}{2}$.22 $\frac{1}{2}$	U	U
2	..	II	U2	U1	A	U	U
3	..	III	U3	U2	A	U	U
4	107	IV	7016	30	A	18 $\frac{1}{2}$.22 $\frac{1}{2}$	U	U
5	107	V	51	52	A	18 $\frac{1}{2}$.22 $\frac{1}{2}$	U	U
6	..	VI	26	6934	A	U	U
7	..	VII	6932	31	A	U	U
8	..	VIII	7014	6933	A	U	U
9	..	IX	16	6920	A	U	U
10	..	X	7019	25	A	U	U
11	..	XI	60	21	A	U	U
12	..	XII	49	60	A	U	U
13	..	XIII	U	60	A	U	U
14	107	XIV	7019	6912	A	18 $\frac{1}{4}$.22 $\frac{1}{4}$	U	U
15	107	XV	29	6916	E	18. 22	Uc	U
16	x	x	U2	U2	E	Uc	U
17	x	x	U3	U3	E	Uc	U
18	111	XVI	45	48	E	18. 22	Cc	U
19	.x	x	6933	6912	E	Cc	U
20	.x	x	6933	48	E	Cc	U
21	111	XVII	6912	25	E	Cc	U
22	..	XVIII	82	86	E	Cc	U
23	113	XIX	7020B	7020A	E	18. 22	Cc	C
24	..	XX	11B	7020A	E	Cc	C
25	..	XXI	11B	11A	E	Cc	I
26	..	XXII	70	31	E	Cc	C

In the foregoing summary the significances of the letters and numbers are as follows:-

- Column "A" - Cylinder combinations as numbered in my Union Collection.
- do. "B" - Page Nos. of the Union/Handbook/Catalogue.
- do. "B" - "x" - not in the Union/Handbook/Catalogue.
- do. "C" - Arrow number references in Union/Handbook/Catalogue.
- do. "D" - Exterior Cylinder Numbers as published from time to time in the "South African Philatelist". The letter "U" signifies the absence of published Cylinder numbers.
- do. "E" - Exterior Cylinder Numbers as published from time to time in the "South African Philatelist". The letter "U" signifies the absence of published Cylinder numbers.
- do. "F" - First stamp per 240-set sheet, i.e., Row 1, No.1 -
"A" - Afrikaans inscribed; "E" - English inscribed.
- do. "G" - Dimensions of stamp design, e.g., 18.22 signifies 18mm by 22mm.
- do. "H" - Anent the Exterior Cylinder: "U" - Unscreened; "Uc" - Unscreened but cross-hatched; "Cc" - Cross-line screened and cross-hatched; "I" - Irregular-grain screened and cross-hatched.
- do. "I" - Anent the Interior Cylinder: "U" - Unscreened; "C" - Cross-line screened.

 " THE SPRINGBOK "

SOME 2d ROTO VARIETIES

by H. J. Anderson

Following my discovery of some unrecorded Varieties of the 2d Rotogravure, I appealed through the June, 1952 issue of the South African Philatelist for information. Three readers answered and a summary of what is now known to me, together with suggestions advanced, is now presented for the consideration of readers of "The Springbok". At the same time, I include some details of a few other flaws to be found in these unhyphenated issues, the whole relating to just one small section of the Union Building.

When examining the stamps I particularly noticed the awful "deterioration of building" effect the roto process produces and therefore how easily one can miss varieties which would have been most noticeable in recess printed stamps. It is nearly possible to associate these varieties with the "decay" of the Union building and for comparison a sketch (page 61) shewing the 1926 design is included.

- Variety No. 1 (E) Broken and missing architecture and damaged window arch.
- 2 (E) A white "flag".
- 3 (E) Shews some repair work.
- 4 (A) A patch of fungus.
- 5 (E) Damaged stonework falling to left.
- 6 (E) " " " " right.

1, 2 and 3 were the subject of my appeal and replies, etc., are tabulated as under:-

Variety and number of copies			Owners' remarks
No. 1.	2	3	
1	2	Nil	Mr E. Breach-Smith, Barnstaple. Postmarked July to Oct. 1938. Identified as Plate III.
Nil	Nil	2	Mr A. Lichtenstein, Bloemfontein. Reports No. 3 on stamps 1 and 3 of row 15 of bottom half of Sheet Pl.III. To account for Nos 1 & 2 flaws/

 " THE SPRINGBOK "

(Contd)

Nil	Nil	2	flaws suggests intrusion of piece of paper or other foreign matter. Does not support idea that No. 3 is a retouch.
7	6	Nil	Mr A. E. Wilkinson, Enniskerry. Sorted 3200 copies to find these. All used and postmarks not too good. Earliest appears to be 21/11/33 and the latest 4/4/34. He classified nine as black and slate purple and four as blue black and slate purple in preference to slate grey and purple shades.
4	3	2	Writer. One No. 1 postmarked 1/3/37 and one with inverted wmk. One No. 2 has official overprint and pmkd May 1937, other postmarks indistinct.

At the recent congress of Scottish members, the opinion was that my official overprinted copy was of Plate III, although slightly different to the usual shade. My other stamps were also of this particular shade. At congress was also Mr Ferguson, an expert on printing matters, and his suggestion of how 1 and 2 could be made was that the printing was done on damp paper, that pressure was uneven and caused a slight thickening of paper surrounding a thin spot, which missed receiving an inked impression. Mr Lichtenstein's theory is good, but it was considered that any intruding piece would quickly become inked and in place of white patches, inked blotches would appear.

Concerning No. 3, Mr Ferguson remarked that the only reasonable way in which odd stamps could have differently designed portions is by plate alterations, viz. retouched plates. The inverted watermark and some dates suggest Plate IIIa. Plate III might cover the rest.

Regarding my Variety No. 4, which is dated 1931, I consider it is easily possible that this was made by some intruding piece. It is very similar in shape to the white patches. Numbers 5 and 6 could also have been caused by a spot of dirt. No. 5 bears date 30/5/31.

Another Variety concerning this part of the building is a falling mast, falling from alongside the chimney, the position of the stamp being two rows above and one to the right of my No. 4.

Now to conclude, I am going to suggest that what the Handbook states is Plate IIIa or III is, as far as the vignette is concerned, the original Plate I, perhaps in a retouched state.

" THE SPRINGBOOK "

A PHILATELIC LIBRARY FOR THE COLLECTOR OF SOUTH AFRICAN STAMPS

by Edw. Lauder

It is quite remarkable the number of collectors who start to "specialise" in the stamps of a country without first equipping themselves with the foundation of a philatelic library. No doubt they depend to a certain extent on their club library, but it is preferable to have the principle works of reference readily at hand. The first essential is to my mind a general handbook dealing with the production of postage stamps. I can think of none better than "Postage Stamps in the Making" by the late Fred J. Melville, which was brought up to date by John Easton in 1949 and published by Faber and Faber. Without at least an elementary knowledge of how stamps are printed, one can be lead very much astray and at times get completely lost in the philatelic wilderness. This book is easy to read and has plenty of illustrations which make the text extremely clear.

The next essential is, of course, the Handbook/Catalogue issued in March of last year to mark the Tercentenary of Van Riebeck's landing at the Cape. My only criticism of this excellent work is that it is more catalogue than handbook, but perhaps the balance will be modified in a future edition. I assume that all readers of this Magazine will have a copy of this book, so it is not necessary for me to write about it in detail other than to add that it is a MUST for your library.

Perhaps the next most useful work is the handbook published by the Collector's Club of New York entitled "The De La Rue Georgians of the Union of South Africa" by H.E. Lobdell. This is a handbook in every sense of the word and everything is set out in a clear and able fashion. The complete history of these interesting issues is fully dealt with from the original artists sketches right up to the finished stamp and there are numerous enlarged illustrations which make the whole story very easy to follow. It is sufficient to add that no keen collector of these particular issues can afford to be without it. Unfortunately, however, there do not appear to be many copies in the U.K., and you will probably have to search around before you find a copy. It sells for \$1.38 in the U.S.A., but generally fetches about £1 in this country.

Although not strictly a "Union" book, I can thoroughly recommend Volume 2 of The Encyclopaedia of Postage Stamps by Robson Lowe. The section dealing with the issues of the Union is disappointing, but this is more than off set by the wealth of information on postal history. This volume covers the whole of Africa, and is well worth perusal if one is interested in the earlier issues of the four provinces comprising the Union as well as the stamps issued after 1910. There are numerous illustrations in support of the text and the whole work is kept up to date by supplements issued in "The Philatelist".

Another book worthy of mention is the "Standard Catalogue of the Postage Stamps of the Union of South Africa" by L. Simenhoff and published by the Pretoria Philatelic Society in 1930. This early publication is still useful for its Air Mail section alone, especially the listing of the internal flights of 1925 and 1929. Another feature which unfortunately has not been continued by later catalogue publishers is the listing of special postmarks and cancellations.

For those who want a useful book at a modest price, and who doesn't these days, I can recommend the official Post Office Guide which is particularly useful to postmark collectors as it gives a complete listing of the Post Offices of the Union and neighbouring Territories open for business at the date of publication. Perhaps I should make it clear that this information is given in a Supplement to the Guide and not in the Post Office Guide itself. The cost is 1/6.

" THE SPRINGBOK "

MY SOUTH AFRICAN COLLECTION

by W. G. R. Wilby.

Following Mr F. W. Rendall's example in the second issue, here follows the story of my collection.

After realising that a general collection could never be complete because of the many rarities, I gave consideration to the African continent - its life and history always took first place with me at school - for specialization and with the formation of the Union in 1910, only a few years before I was born, here seemed the country of which I could make a simple collection in my life time without any gaps.

Up to the outbreak of World War II, I had a complete simplified collection, but for the next six years stamps were almost forgotten. In the R.A.F. I met some of the South African Air Force at Accra on the West Coast of Africa and this strengthened the bonds to my collection.

After hostilities the first thing I did was to obtain a 1946 Union catalogue and then widened the scope of the collection setting it out first as per Gibbons' catalogue and subsequently by date of issue, but neither gave me satisfaction due to the numerous printings.

My re-arranged collection contains the I.P.s., to 1913 definitive issues in the first volume the 1910 and 1913 issues being fairly well represented in shades and a few of the varieties. The second volume devoted entirely to the $\frac{1}{2}$ d springbooks includes a block of six of the 1927 issue with two "missing fraction bars" Union cat. 33ve, the 1931 "Dollar" and "Cobweb" the plate 15 cross-hatch and an uncatalogued variety in the official overprints, the 1926 London printing with a short second "I" in "OFFSTEEL" Union 02. The third volume contains the 1d van Riebeck' ships with nothing outstanding. In volume four are the $1\frac{1}{2}$ d, 2d and 3d issues with a corner block of Plate 1 inverted watermark "semaphore" variety and a cover with a pair of $1\frac{1}{2}$ d postmarked 2nd July 1937 Inauguration Flight of New Postal Rate, per Flying Boat Service.

Volume five has the 4d to 10/- issues and will be split into two sections as the 6d issues is outgrowing it fast due to the many new printings as also the 4d. In the 6d, I am finding more shades than are listed in the Union catalogue. The commemoratives are in the sixth volume up to the Voortrekker Monument issue, and in the final volume seven are the van Riebeck Tercentenary issue, odds and ends in the way of P.O. cancellations, stationery and postage dues.

All stamps are mounted on black sheets with the writing-up on plain gummed labels duly typewritten. I might mention that I have found a scrap-book in which items from the philatelic press and other journals are pasted, to be very useful. Each item is headed by the date and name of Journal, the book being indexed making a labour-saving job in two ways, i.e., one does not have to wade through countless magazines and an article on any one particular issue can always be found.

I have never regretted choosing the Union as the country to collect, and I look forward to many more happy days with its stamps.

" THE SPRINGBOK "

QUOTING YOU

"I take this opportunity to express my appreciation for the new magazine, I think it is a wonderful project."
J.M.Robinson, Johnstone.

"It is a newsy publication which I wish to continue receiving."
D.D.Smythe, San Francisco.

"The first number of "Springbok" promises good - congratulations."
V.C.Singleton, Leeds.

"I think it is a grand effort - congratulations."
F.C.Labell, London.

"If the high standard of the first number is maintained, there need be no fear of its continued success."
P.D.Haigh, Boston.

"The first number is a jolly fine effort."
Inst.Lt.Cdr.C.A.Sinfield, R.N.,
Portsmouth.

"Add my congratulations to the many."
W.A.Page, Crayford.

"I little thought it would appear in such a professional form." L.H.Lomax, Hyde.

"Many thanks for another copy, as one of the Doubting Thomasas, I feel I must admit that it is even better than the first effort."
M.D.Sibson, Pilton.

"It really is most interesting and informative, and I look forward to receiving future issues."
R.C.Northwood, Sanderstead.

"Although only an enthusiastic beginner in the study of South African Philately, I am delighted with the first two numbers."
Dr A.G.P.Hardwick, Newquay.

"I have the first two numbers before me, and I must offer you my heartiest congratulations. Splendid work. Long may it flourish."
A.H.Sydow, A.S.A.A., C.A.(S.A.),
Cape Town, South Africa.

"I think the 'Springbok' is swell. Compliments on a fine publication."
R.M.Palmer, Johnstone, U.S.A.

"I think it's a grand job, and I am sure that as a newcomer to the study of the Union issues, I will find it most helpful."
C.B.Tregurtha, Madron.

"You have certainly done right in adding my name to the list of members of the South African Collectors' Society, which I am proud to join."
Colonel E.P.Dickson, M.E.L.F.14.

=====

" THE SPRINGBOOK "

=====

PRESS REFERENCES

"Gibbons" Stamp Monthly, March 1953.

Summarizing the information recorded by Mr C. P. Rang on the "Diaeresis" printings, the following appears to be the position up to date;

<u>Value</u>	<u>Position</u>
1½d Small Mine. (S.G.026b, U.071)	Not yet fixed, but known on block of four containing "Gold blob" variety, row 3 stamp 4 and on rows 1 and 2 each stamp 1. (N.B. Probably a complete printing exists as noted in last issue.)
2d Large Photo vignette. (S.G.027b, U.081)	Row 1, stamps 5 and 6. Row 11, stamps 5 and 6.
1/- unscreened. (S.G.029, U.074)	Probably row 1 stamps 5 and 6. Row 11, stamps 5 and 6, but not yet confirmed.

There is a possibility of the variety existing on the non-hyphenate 2/6 value, which was overprinted with the same "mixed fount" as the 2d and 1/- above.

Stamp Collecting, 17th April 1953.

There is a list of the types of overprinted Air Letter Sheets for the use of South African Forces in Korea, compiled by John C. W. Field who notes that these will no longer be used owing to the withdrawal of the concession of free postage for the units concerned.

"W. E. Fyndem" has been concerning himself with South Africa in some recent market tips. The 4d rotogravure (SG.46) was recommended on March 27th, but, more interesting, reference was made at the same time to the apparent scarcity of the 1d Official (SG.036, basic stamp from cylinders 6A/6B, with bold overprint), which was reputed to be changing hands at one hundred times full catalogue value (4d!) After trying to find more information about this stamp, "Fyndem" in the issue of April 24th alleges that a mystery surrounds this stamp and hints darkly that he will have to refer to it again. Anyone solve the mystery? At the same time, the 2/6 (SG.49) is tipped as a "buy at best" item with which few will disagree.

Stamp Magazine, March 1953.

In the number a further article comes from the pen of one of our members, Mr W. A. Page, who gives a lucid table of the various printings of the 2d "Union Building" stamp, from 1927 to date.

Stamp Collectors' Fortnightly, 21st March 1953

"The Post in South Africa - Natal" by E. G. Ardouin, noted in this column previously, is continued.

" THE SPRINGBOK "

Philatelic Magazine, 13th March 1953.

A. I. Mackenzie, who terms himself a "practical printer", in an article entitled "The Cross-Hatch" refers to this well-known printing of the $\frac{1}{2}$ d value, which he seems to think ought not to be differentiated from other printings because he attributes the appearance of "cross-hatching" to the type of screen used. One of our members, Mr E. R. Gunstone, points out how mistaken Mr Mackenzie is, in a letter to the Editor of the "P.M." (10th April issue), since this printing comes from unscreened cylinders.

A.J.B.

The Exchange Packet

Just a few comments seem to be called for to straighten out one or two points puzzling some members.

The Packet is available for Buyers only in Great Britain excluding Eire, and it is regretted that it cannot be sent overseas for what must be obvious reasons. In having their names put on the mailing list, members do not commit themselves to any expense other than that of posting the packet to the next member and the advice card to the Secretary. Purchases may be small or large as desired, but sight of the Packets will assist many members to improve their knowledge of South African stamps.

The Packet, at present, goes out on three circuits of about forty members. Thus it will be seen that the length of one circuit must be about a minimum of three months, but how long it does take depends entirely on the co-operation of members in sending it on quickly. Remember, the last member has a long time to wait, and as you may be the last one some day, do not make the time longer than necessary by thoughtlessness. Each Packet goes out first to a different member, so that all have shares in seeing it first and last. If your name is at the end of page three of the mailing list, then send it on to the first name on the first page unless you can see that everyone has had the packet then of course, it should be returned to the Secretary. Remittance should accompany advice cards for all purchases. These cards **MUST** be posted promptly to enable the Packet to be located at any given time which when there are anything up to 20 packets out at one time is most important.

Anyone can send in contributions for circulation. Selling members should declare whether they want their sheets transferring from one circuit to another, or returning after one circulation. Insurance at 1d in £ payable on each circuit. Payments can be made on account where desired and sales justify. There is a continual shortage of sheets for the Packets, and many more are wanted, and are vitally necessary if the interest is to be maintained. 100 hundred sheets a month are needed to satisfy the continually growing demand. Can you help?

C.E.S.

" THE SPRINGBOOK "

CORRESPONDENCE

To the Editor:

Dear Sir,

May I make a suggestion, which, if possible, would help many of us in our search for varieties?

Is it possible to have a little space in each issue, showing illustrations of varieties such as, the bushtick on ear, the smoke trail, Devil's Peak sliding into sea, ship in haze, etc., etc.? It would help a great deal to have an illustrated record of these varieties.

Madron.

C.B. Tregurtha.

Dear Sir,

As a comparative beginner in the study of the stamps of the Union, I have often been puzzled by the specialised description of this or that variety. The hunt for the elusive major variety and the chase of the not so elusive "fly speck" has sometimes been halted by the lack of knowledge of just what is intended by some fanciful phrase or epithet in the catalogue. Whilst acknowledging the limits that must be set in describing items in any handbook, it does seem a pity that at least the "situation" of these most interesting flaws is not always clearly defined.

Take, for instance, the case of that wholly admirable work, the Handbook/Catalogue. Even this valuable aid contains such terms as "comet", "Calabash", "Arrow Head", "Swarm of Bees", etc. On the other hand, however, it numbers amongst its pages many issues, e.g., U.P.U. and other post-war commemoratives, which are most excellently described, so that even the merest tyro should have no difficulty in recognising all the accompanying errors and varieties.

On behalf of those collectors forced to depend on the odd source of used examples, might one suggest here that any description of a major or minor variety should be clear enough to enable the diligent seeker to search for and locate it on a single specimen in either mint or fair used condition.

If any member could further enlighten me in respect of the above-mentioned expressions, she or he would earn my unfeigned admiration and gratitude.

Changing the subject, I have acquired recently a horizontal used pair of the 1d London printing ($14\frac{1}{2} \times 14$) on the English stamp of which the top two black lines of shading are completely missing. Can any member supply information about this "variety"?

Chadwell Heath.

D.V. Parker.

" THE SPRINGBOK "

Dear Sir,

With reference to the discussion on the first Rotogravure $\frac{1}{2}$ d stamp in the "Springbok" No.2, page 38, I have two blocks with the "Snail" stamp 12 row 1. Both have the soft grey centres associated with the Plate 3 although the frame of one is much deeper than the other.

I have just acquired a third block with intense dark vignette; it also has a thick black line extending from the left-hand side of the vignette to the dark shading of the springbok's neck. The line just rests on the "snail". I have not heard of this variety before. The watermark is upright and there is a hair-line on stamp 11 row 2 from the bottom of the frame design between "PO" of "postage" into the bottom leaves which may assist in identification.

Tunbridge Wells.

B.R.Powell.

Dear Sir,

As a beginner, I would like to see an article on "Screens" and their easy identification on the South African stamps.

Newquay.

Dr A.G.P.Hardwick.

(Editor's Note: Any volunteer to write a suitable article?)

Dear Sir,

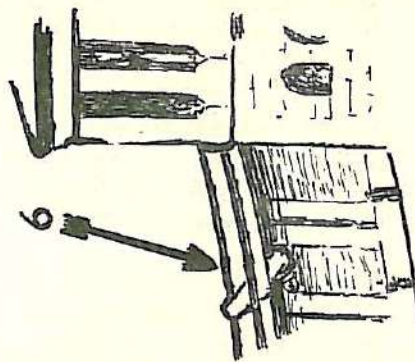
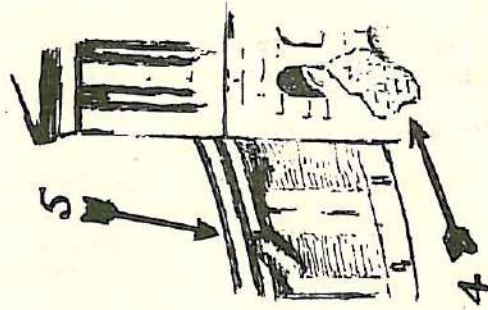
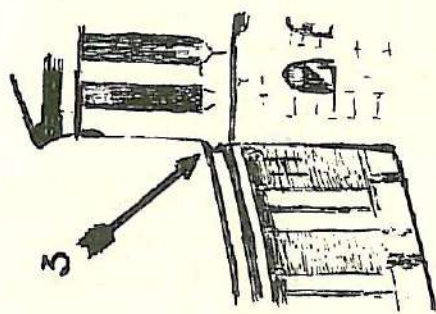
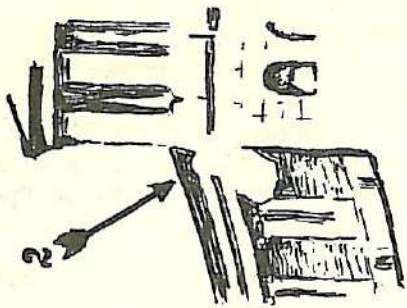
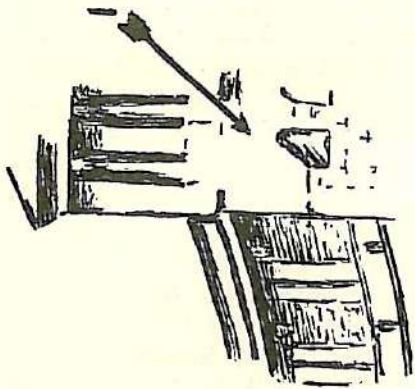
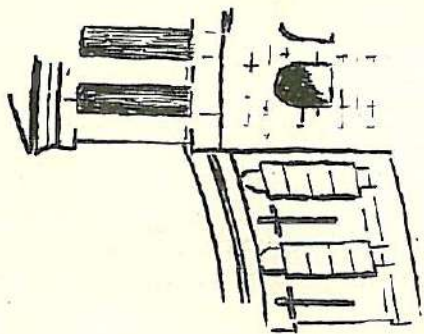
The following information may be of some assistance to members and clear up what, to me for one, has been something of a mystery. I refer to a postmark which in all cases I have seen has occurred only on the 3d Large Defence issue, four copies having different numbers. The answer comes from Dr Harvey Pirie, via Mr E. Jagger. Dr Pirie says, "At long last I have found out (or rather the postal administration have kindly found out for me, after quite a hunt) what the "P.O./P.K./57" postmark on the 3d Large War Effort S.A. stamp is. It is not a postmark at all, but a cancellation that was used for marking Petrol Permits when we had to apply monthly for our coupons. There were apparently a whole series of them made, but no stamp collectors, including myself, seem to know them."

Shepton Mallet.

M.D.Sibson.

King's Head Coils: Mr D. D. Smythe, of San Francisco, writes that after reading the article by Mr J. A. V. Peters, he examined his collection, and found a mint paste up pair of 2d in which the left margin is continuous, but the right margin of the lower stamp projects a full $\frac{1}{3}$ rd millimetre beyond the margin of the upper stamp and furthermore the two stamps differ slightly in colour.

2d. ROTO VARIETIES
(See Page 52)



" THE SPRINGBOK "

NEW MEMBERS, CHANGES OF ADDRESSES, RESIGNATIONS

New Members:

- No. 159. J. Robertson, P.O.Box 5826, Johannesburg, South Africa.
160. Sam Legator, P.O.Box 133, Brakpan, Transvaal, South Africa.
161. Pretoria Railway Philatelic Society, Railway Recreation Club, Berea Park, Pretoria, South Africa.
162. H. A. Jackson, 25 Stapleton Avenue, Speke, Liverpool, 19.
163. D. Milledge, 54 College Hill Road, Harrow Weald, Middlesex.
164. P. S. Roots, 154 Malvern Road, Bournemouth, Hants.
165. G. M. Whitton, 13 Ryecroft Street, Fulham, London, S.W.6.
166. W. C. White, "Westholme", Westerton Road, Leeholme, Bishop Auckland, Co., Durham.
167. Dr A. G. P. Hardwick, Island House, Newquay, Cornwall.
168. J. Robb, 122 Heywood Road, Prestwich, Lancashire.
169. R. B. Keusch, P.O.Box 435, Dayton-1, Ohio, U.S.A.
170. D. D. Smythe, 835 Turk Street, San Francisco 1, Calif., U.S.A.
171. E. V. Shulman, 13th and D. Sts., N.E., Washington 2, D.C., U.S.A.
172. Miss Betty V. Miller, R.F.D.I., Wrentham, Mass., U.S.A.
173. Major B. O. Daly, U.S.A. Retired, P.O.Box 755, Laramie, Wyo., U.S.A.
174. D. G. Carruthers, 401 Winchester House, Loveday Street, Johannesburg, South Africa.
175. G. J. Louw, Eastwood, Riverton Road, Rondebosch, C.P., S.Africa.
176. R. J. F. Axer, P.O.Box 1480, Capetown, South Africa.
177. A. E. Wilkinson, Sandynook, Bnniskerry, Co.Wicklow, Eire.
178. P. P. Morgan, 14 Benedictine Road, Cheylesmore, Coventry.
179. R. C. Northwood, 48 Penwortham Road, Sanderstead, Surrey.
180. T. M. Hyltin, 605 Park Place, Austin, Texas, U.S.A.
181. J. Hammond, 66B High Road, East Finchley, London, N.2.
182. F. H. E. Fuller, 6 Sandyhill Crescent, St Andrews, Fife, Scotland.
183. A. A. Whitworth, The Vicarage, Christchurch, Hants.
184. C. Swain, 14 Glenville Road, Yeovil, Somerset.
185. E. W. Merriman, 32 Browning Road, Leytonstone, London, E.11.
186. Mrs M. S. Webber, High Street, Cuckfield, Sussex.
187. C. E. Kachelhoffer, 3 Adrian Court, Second Street, Bloemfontein, O.F.S., South Africa.
188. D. A. Jones, R.D. Papatoetoe, Auckland, New Zealand.
189. C. R. Reynolds, "Grantham", Beaufort West, South Africa.
190. L. E. Orkin, Dept of Labour, Private Bag 117, Pretoria, S. Africa.
191. J. L. Ford, 83 Park Road, Hampton Hill, Middlesex.
192. I. E. Wunsh, P.O.Box 3561, Johannesburg, South Africa.
193. Rev. G. C. Coates, St John's Seminary, Womersh, Guildford, Surrey.
194. W. S. Franks, G/o R.N.A. Depot, P.O.Umbogintwindi, South Coast, S.Africa.

Correction of Address:

146. E. F. Taylor, "Ridgeway", New Barn Lane, Seer Green, Beaconsfield, Buckinghamshire.

Change of Address: 13. F.P.N.Dyer, Hyders, Crawley, Sussex.

Resignation: 77. A. Caines, Bristol, 5.