

# THE SPRINGBOK



Volume 1 No. 5. Sept./October, 1953

=====

" THE SPRINGBOK "

=====

TABLE OF CONTENTS

The Editor's Chair	Page 84.
Some Notes on the Small 2d, by P. D. Haigh.	85.
My South African Collection, by R. D. Allen, Snr.	87.
Screens, by Gordon Ward, M.D.	89.
Varieties Noted on Some Recent Printings, by J. E. Hodgkinson	90.
The Ha'penny Springbok, continued, by P. D. Haigh.	91.
Press References, by A. J. Brown.	92.
Vignette Cylinders Nos. 48 and 6912 of the Half-penny Roto, by A. Hilton Sydow, A.S.A., G.A.(S.A.)	93.
Some 2d Roto, Varieties (Cont.), by H. J. Anderson.	95.
Correspondence.	97.
Annual London Meeting.	98.
2d Coronation cylinder 98 flaws, by A. C. Adams.	99.
Picture Page.	100.
New Members, Changes of Addresses, Deceased.	101.

=====

Editor:

C. E. Sherwood, 105 Marford Crescent, Sale, Manchester, U.K.

=====

All communications should be addressed to the Editor, who does not accept any responsibility for views published, but invites correspondence for publication.

=====

Closing date for publication Volume 1, No.6., will be October 31st, 1953.

=====

The magazine is available only by subscription to the Society -

10/- per annum.

=====

The Editor's Chair

A glance at the back page will show that our membership continues to increase, although the tempo has slowed a little as was to be expected. The membership now stands well over 200 and our target is 250 by the end of the year. Will you try to achieve this figure by introducing at least one new member? A number have done sterling work in this direction already.

In connection with membership, it is sad to record the passing of two keen supporters, Mr K. H. Watts of Chester who was early in our company, and Mr K. A. Green of Mytchett, Nr Aldershot, who made his first contribution in an article earlier in the year.

We are now represented in India and with Dr Gordon Ward joining perhaps we can look forward to more controversial articles from his versatile pen!

We thank the "Australian Stamp Monthly" for kindly mention of this magazine and Society and the O.F.S. and Basutoland Philatelic Society through the medium of their Society Bulletin.

It does seem quite certain that at long, long last the new set is to be issued. News from four sources tell us that the first three values, 4½d, 1/3, 1/6 will be on sale next month the stamps having been printed. If these should be bilingual, perhaps we can look for a still greater interest in Union stamps which in turn may lead to a bigger demand for the older issues. After being with us for so long it seems hardly believable that the "old faithfuls" will disappear. What a horrible thought - perhaps no more ½d Springbooks!!

The Centenary stamps having arrived we hear of them described as match-box labels, horrible and what have you but at least they do provide a splash of colour which seems to be one of the requirements of modern stamps. The customary crop of "varieties" are turning up, but so far we have not heard of them in opposite frames. It is understood that many more 1ds have been printed than 4ds. Quite an attractive cancellation was used at the Royal Capetown Philatelic Exhibition more so, we think than at Johannesburg. Unfortunately at the time of going to press, we have not received any report on either Exhibition.

Again we appeal for more contributions to the Exchange Packet to keep them circulating reasonably regularly and also for a little more co-operation from those few members who forget to send their advice cards. The latter are most important if we are to know where every packet is at any one moment.

It should go without saying that articles are vitally necessary to an Editor if he is to sleep easily. Will you ensure we do not suffer from night starvation by sending off your article right away and earn our heartfelt gratitude.

Have you put the London meeting and dinner in your engagement book? We do hope so, for we should like to meet the maximum number of members at this annual event.

-----  
 " THE SPRINGBOK "  
 -----

SOME NOTES ON THE SMALL 2d

by P. D. Haigh

The schedule which follows these notes is an analysis, for purposes of Plate identification, of the flaws which occur on two position blocks (3x2 from the top right corner, and 2x4 from the lower left) from each of the four Plates of the small 2d stamp now current.

There does not seem to be any method of separating the three latest Plates of this stamp apart from such flaws, but these, judging by the blocks in question, appear to be plentiful. This analysis covers only fourteen out of the 240 stamps from each Plate, so perhaps other members could cover other parts of the sheet in a similar manner and so help to build up the complete story. For this purpose flaws on internal cylinder 27 and external cylinder 18 are the most useful, since if both exist in the same sheet position then one or the other or both must occur on each of the three Plates under discussion.

Plate IX is easily recognisable by the coarser screening, and also by the absence of the frame master negative characteristic present on all Afrikaans copies of subsequent Plates, so no further attention has been directed to cylinder flaws on this particular Plate. Many of the flaws listed are really very minor, and would not merit attention were it not that they make identification possible.

Further notes on flaws have appeared in recent numbers of the "South African Philatelist", and it was the note on the diapositive flaws which appeared in the January 1953 issue which set the writer on the track of the blocks now analysed.

Abbreviation used are:-

F - Frame cylinder;

V - Vignette cylinder.

E - English inscribed;

A - Afrikaans inscribed.

<u>Frame Diapositive.</u>	I		II	
<u>Internal Cylinder No.</u>	6927	30	27	27
<u>External Cylinder No.</u>	50	18	46	18
<u>Plate No.</u>	IX	X	XI	XII
<u>Master Negative Flaw.</u>				
White blemish near top right corner of all A stamps	-	A	A	A
<u>Positive Flaws.</u>				
2/10 (V) Slate dot 3mm to right of left hand dome (low)	E	A	A	A

-----  
 " THE SPRINGBOK "  
 -----

	IX	X	XI	XII
Row 9/1 (F) Dot on left frame line near lower corner	-	A	A	A
Row 12/1 (F) Purple dot outside left frame level with lower stroke of "S"	-	E	E	E
Row 12/2 (F) Purple dot above top frame just left of master negative flaw	-	A	A	A
<u>Cylinder Flaws.</u>				
Row 1/18 (V) Slate dot very high in sky below "I" of "AFRICA"	-	-	E	E
Row 1/18 (F) Tiny purple dot above top frame over "I" of "AFRICA"	-	E	-	E
Row 1/19 (F) Purple dots above top frame over last "A" of "AFRICA", and outside right frame 7mm from bottom	-	A	-	A
Row 2/18 (V) Slate dot above and slightly right of diapositive flaw	-	-	A	A
Row 2/18 (F) Tiny purple dot above top frame at extreme right	-	A	-	A
Row 2/19 (F) Double purple dot in lower perf. margin below "ST" of "POSTAGE"	-	E	-	E
Row 2/20 (F) Purple dots above top frame between "A" and "F" of "AFRIKA", and right of pinnacle on right hand dome	-	A	-	A
Row 1/20 (F) Purple dot in sky 3mm below first "A" of "AFRICA"	-	E	-	E
Row 9/1 (F) Small oblique purple mark in sky at top left, and purple dot in white space below "R" of "AFRIKA"	-	A	-	A
Row 9/2 (V) Tiny dot right of pinnacle on left dome	-	E	-	-
Row 9/2 (V) Very tiny slate dot 1mm left of right hand dome (low) and tiny dot 3mm right of left hand dome (high)	-	-	E	E
Row 10/1 (F) Purple dot outside left frame 4½mm from bottom	-	E	-	E
Row 11/1 (F) Purple dot just outside left frame half way up	-	A	-	A
Row 12/1 (F) Two purple dots outside left frame, above and below diapositive flaw, and Uneven purple smear below frames, whole width of stamp	-	-	E	-
Row 12/2 (F) Continuation of above smear below frames at left	-	-	A	-
Row 12/2 (V) Dot right of right dome	-	-	A	A

-----  
" THE SPRINGBOK "  
-----

III IX X MY SOUTH AFRICAN COLLECTION

by R. D. Allen, Smr.

I started to collect stamps when a lad of 10-11; into my collection went everything that came my way. I was not worried if a corner was missing or if it had 15 stamp mounts, it was another one.

At the age of 14, I joined H.M. Army, and quite naturally, I picked up a few more stamps. When I went to the Rhine Army after the 14-18 War, I bought some good bargains making use of the devaluation of the mark. As British Colonials were not wanted, some good things came my way and some of the bad things went. I do remember buying Jamaica, pineapple watermark set to 2/- mint unmounted for 1/6. After I had finished with the army or the army had finished with me, I still collected, keeping everything that came my way except the missing corners type; by now I had joined a British Colonial New Issue Club, taking most values and that too was taking most of my pocket money.

Later I saw a friend's collection; his collection appeared to me to be about the same as my own, for by this time I had sold the Foreign, we both used the same type of albums and pages. About this time my elder son, who at that time was a Boy Scout, wanted his Senior Scout stamp collecting badge, which for the uninitiated means, owns and has neatly arranged 2,000 stamps in a loose leaf album and shows signs of specialisation; so father put his hand into his nearly empty pocket and sent to a dealer for a quantity of stamps of one country and he got back SOUTH AFRICA. Then my son won an art prize at school and his choice as his prize was the "Standard Catalogue of the Postage Stamps of Union of South Africa, 1946" with the supplement.

Much to his surprise, he got what he asked for and also another book as well. Pages got worn in the catalogue, envelopes got full of stamps in the sorting out process. Eventually we got to work and started to mount them in an album. Yes, he got his badge and I got the fever.

Round I went to a dealer, he offered me £120. 12. 0. (I was always curious about the odd 12/-). I then took them to a well known auctioneer, and would you believe it, they went for three times the dealer's price. (I am told that this is not always so - but you have been warned). I did not sell out completely, I kept my South Africa portion as I had, in my opinion, good ground to build upon for I was complete according to Gibbons' except for the frame missing varieties and tete-beche. After a while, I found I had four albums, pages being 13 by 11 $\frac{1}{2}$  inches. Two of the albums hold 120 to 140 pages.

No.1 contains Interprovincials; Used abroad; ((German) South West Africa; Basutoland; Swaziland; Egypt) shipping marks; coils; booklets; Christmas Labels, etc., etc.

No.2 General Issues from 2 $\frac{1}{2}$ d commemorative, two of which I have had expertised by the BPA, and of which Mr Lauder of Glasgow identifies as "true blue" or "Stewarts Blue", also a Prussian Blue. Also the following SAC Numbers; 5 V1 booklet sheet, mint; 13b block used; 36C Vc Vd Ve in block of 10 mint; 37J Va block; 39B Vd 2 pairs mint; 44A blocks, etc. and the brownish centres, M & U, which I cannot find in London nowadays; some dealers do not believe they exist until I show them a pair, etc., some blocks are in 20's.

-----  
" THE SPRINGBOK "  
-----

No.3. Special issues, and like Mr W. A. Page, I am in need of a Van Riebeck set on toned paper.

No.4. Airmails. I have all those mentioned on page 49 of the SAC. In this album I find that a pamphlet by Field's, Sutton Coldfield, to be worth their price charged, 1/6. To this album I will add Postal stationery when it is worth adding.

I have made a point of getting as large a block as possible, especially with varieties.

What magazines I have given to me or buy etc., etc., I cut out relevant items dealing with South Africa and have mounted these on an old loose leaf album and I keep this in the same order as my collection.

As to the future, I hope to do a good number of drawings so that explanation will be easier for my fellow collectors and also to fill up some of those blank spaces.

Since I have started typing this article I have had given to me a loose leaf information folder appertaining to the colour question in the Union and it is one of their own publications. Amongst the pictures were three of stamp collector's interest, (a) one of van Riebeck and it is identical with the recent 4d blue; (b) another identical with the 1/- of the same issue and (c) one which to me appears to have been adopted by the artist for the 2d of the same set. I do not know if South Africa House, Strand, London, W.C.2. has any more to give away!

-----

Dr Gordon Ward tells us of a cover in his possession which originates from Natal where it was censored (English) on 26.3.00 and posted on 28.3.00 to Lt Col Hunt, Royal Artillery, Prisoner, Pretoria. Before it was put in the post it was endorsed "To Press Censor per American Consul" and this was signed by "R. H. Martin, Col Comdt. P.M.Burg" - from which town the letter was addressed. The letter went on its way and was seen by the Boer Censor on 20.4.00. It has the rare stamp GEZIEN/20 APR 1900/CENSOR in a double circle with a bar across the centre carrying the date. There is also a fine handstamp of the CONSULATE OF THE UNITED STATES OF AMERICA TO THE S.A.R. PRETORIA. Finally; there is on the back Colonel Hunt's note "Rec 21-4-00". This letter apparently originated from Col. Martin for the stamps in part cover his name.

Another cover in the possession of Dr Gordon Ward is an unofficial flight, unrecorded, from Port Elizabeth to Grahamstown on 21 Nov 1917 by Major A. M. Miller, D.S.O. It is a single cover seen signed by the Major but with no postal markings visible. At top left "Aerial Post" in MS. Correspondence card within with words "Major Miller, D.S.O., R.F.C., flies today from P.E. to Grahamstown and has kindly consented to take a few cards from me for friends." Signed "Alice Beresford".

-----

Your Editor will be staying at the Hotel Russell, Russell Square, London, W.C.1, from mid-day Friday, October 2nd until Saturday evening of the 3rd, and will be pleased to meet members.

-----  
" THE SPRINGBOK "  
-----

SCREENS

by Gordon Ward, M.D.

I trust I shall be excused if I write dogmatically - it does not proceed from pride but from sheer inability to chart any other sort of path through the tangle of our present confusion. So now - This is in capital letters - please - **THERE NEVER WAS AN UNSCREENED ROTOGRAVURE STAMP IN SOUTH AFRICA NOR ANYWHERE ELSE.** The expression "unscreened" gained currency, so I am informed, in the following manner. The Germans issued a photogravure stamp in 1914 and were very pleased with it (SG. 171-186 Bavaria). Less pleasure was felt in Holland which was perfecting another sort of screen, often called the "corn-grain" or "mosaic screen". The Netherlands decided to describe their process for business purposes as lacking a screen and therefore far superior to the German process. The difference, they said, was quite obvious. There were no ugly criss-cross lines in the Netherlands process. So they sold a machine to South Africa and taught its emissaries to use the phrase "unscreened" - which has given so much trouble ever since.

All this did not alter the fact that for technical reasons it was essential that the image on a roto cylinder should be so broken up that the ink did not form a mere pool which would have smudged horribly. Germany did this with a grid. The Netherlands, and then South Africa, preferred a process which studded the pool with unetched projections around which the ink could flow without causing any difficulty.

How does one know that they really did this? By looking at the stamps through a glass. If those pools of ink had been left without a screen they must have printed as solid bars or lines of colour. They do no such thing. If one looks at any roto issue it is quite easy to see the white points. They are not sharp of course, and the ink may obscure them at times, but any stamp even of the pre-hyphen era, should show well how even the thinnest line is broken up by points of white.

It has been said that this appearance was caused by sprinkling finely powdered bitumen on the cylinder itself before it was etched. Such a process might well have been tried but it isn't easy to sprinkle anything evenly on a cylinder and I rather doubt if it would get anything more than a short trial. The bitumen screen on glass is, on the other hand, a well known process. I do not know what process was actually used in South Africa but I think the expression "mosaic screen" (which I take from the H/C) is a very convenient one to describe the roto screens.

It may be argued that the diagonal lines in the bars of the Springbok half and in other parts of the design were all that was needed to break up the pools. They would certainly help in that direction and may have been indicated in the design for that very purpose but that there was also a mosaic is amply in evidence through any decent magnifier.

Therefore it is for the specialists in South African philately to investigate and identify the different screens that were actually used and to forget for a moment that immoral misbranding of a simple process which served some commercial purpose in Holland so many years ago.

-----  
" THE SPRINGBOK "  
-----

VARIETIES NOTED IN SOME RECENT PRINTINGS

by J. E. Hodgkinson

1d. Cylinder Nos. 31/70.

- 2/6 Green blot inside right solid bar level with first leaves below scroll.  
2/7 Large spot in round member of "D" of "SUID" and green flaw bottom margin below "M" of INKOMSTE.  
14/11 Green spot in top member of right scroll.  
17/12 Spot on nose and "cloven hoof" in right margin.  
18/9 Green flaw in bottom margin below left square.  
19/9 Brown spot left of head, near oval frame, just above level of eye.  
20/10 Green dot, top margin, left of top bar and brown spot right of head, level with eye.

1d. Cylinder Nos. 6925/36.

- 2/8 Red spot top margin over AF of AFRICA and black spot top right of ship.  
2/10 Red spot left leg of 'H' in SOUTH, red spot in margin above 'H' and one above 'F' in AFRICA.  
7/7 Oblique red line bottom margin touching frame between 'EN' of REVENUE.  
12/9 Oblique white cut across top tablet between 'I' & 'K' of AFRIKA.  
18/8 Small oblique red dash top margin touching frame above 'GA' of AFRICA.  
20/11 Red spot in straight leg of 'D' in SUID.  
13/2 Red spot in white frame line left of top tablet.  
13/3 Red cut across base of "1" in value (L.H. Side)

N.B. All Afrikaans stamps on odd number rows have red spot in white frame line below 'K' of INKOMSTE.

1d. Cylinder Nos. 53/54.

- 2/10 As 6925/36.  
7/7 As 6925/36.  
8/4 As 6925/36.  
20/12 Red spot right of ship.

N.B. As in 6925/36 - All Afrikaans stamps on odd number rows have same red spot but this time fainter.

NOTE: 1/2 vertical red dash through name tablet between 'R' & 'I' of AFRIKA.  
1/7 vertical red dash through name tablet left of 'S' in SOUTH and through top left scroll.

These vertical dashes (hair-lines?) repeat every stamp in rows 2 & 7 gradually moving over to left of stamp.

-----  
Remember the magazine is issued for your benefit, therefore your assistance is required and expected to maintain the standards we have set for ourselves. Articles, correspondence, information, topical comments, queries, etc., are all needed continuously please.

-----  
" THE SPRINGBOK "  
-----

THE HA'PENNY STAMPS (cont.)

by P. D. Haigh.

Frames Screened.

Sheets.

Three Plates are listed in the Handbook/Catalogue under this heading, i.e., Plates XVI - XVIII, and it is a fairly easy matter to identify specimens which emanate from each of these, though leaving others which must remain unallocated due to uncertainty. The screening of the frame in each case is of the diagonal cross-lined type.

The middle issue, Plate XVII, is the easiest to identify, and is discussed first as it is the only Plate within which no doubtful specimens will be found. This is the 180-set printing, and the stamps have an appearance all their own due to the very heavy dark green frames and deep grey centres. There are two definite shades of the frame, but both come under the same general description just given, and are absolutely unlike the colour of any other printing of this group.

The first issue, Plate XVI, is frequently very lightly printed with a pale grey centre and pale grey-green frame, the latter showing very clearly under a magnifier the white diagonal cross lines of the screen. This is the only Plate of this group which appeared overprinted "Official", and unoverprinted specimens may be further identified by reference to such copies. Plate XVI can also be found on toned paper, with postmarks around February, 1948. There is also a printing from this Plate with bright green frame. This appears to be the first printing, as postmark dates are around December, 1947 and January, 1948. However, there are also similar shades from Plate XVIII, so unless stamps in this shade are accompanied by a decipherable dated postmark they are not positively identifiable.

Finally, Plate XVIII exists in a small range of shades, mostly with a bright green frame similar to that last-mentioned, and therefore not positively identifiable. Even if accompanied by a postmark dated in the second half of 1948 or early 1949 this can only indicate that the specimen may be Plate XVIII, since it may also be a late-used copy of Plate XVI, though this is less likely the later the date. However, stamps with this same shade frame but with a centre showing a trace of sepia emanate from this Plate only, and so can be positively identified. Postmarks on this shade seem to be dated around September and October, 1948.

A query now arises. Were there in fact more than three Plates employed for this issue? The 1948 Supplement to the 1946 Union Catalogue listed an issue from Cylinders 48 (vignette) and 45 (frame) which does not appear in the new Handbook/Catalogue. This was listed immediately after Cylinders 48/6933, which is now given as Plate XVI, and it has recently again been referred to by no less an authority than Mr A. H. Sydow in the "South African Philatelist" of June, 1952. In the same issue, Mr Sydow also refers to an issue from Cylinders 6912/6933, which is also not in the new catalogues, and since this has the same frame Cylinder as that given for Plate XVI this would also presumably come within the screened frame group. We are

-----  
" THE SPRINGBOK "  
-----

apparently promised an article on these issues by Mr Sydow in the near future, to which we must look forward with interest. In the meantime, all that can be said by an ordinary collector is that there appears to be very little in the usual run of mint and used pairs of this issue which one encounters to differentiate between these printings, unless the bright green and the pale grey-green frames distinguish two of the printings. For practical purposes, however, it seems that at present they may all be classed as "Plate XVI".

Booklets.

Stamps from Booklet Plate VI are those which appeared in the 3/- booklets of August, 1948, with marginal slogans in the top and bottom margins, and with blank margins on left and right. Therefore there are no guillotined perforation teeth, and for positive identification it is necessary to have at least a piece with either the whole or part of one of the slogan margins attached.

-----  
PRESS REFERENCES

Your Editor has asked me to include the South African Philatelist in these brief notes, and I hope that some of those members who do not already subscribe to the South African Philatelist, will realise what they miss.

South African Philatelist - June:

Union Notes: These cover "Cloven Hoof mark on margin of current 4d;"

"Imperf. edge to high value Officials;" "Misplaced perf. on current 2d," amongst other interesting items.

"The Darmstadt Labels" - an editorial justification for their exclusion from the Union Handbook/Catalogue.

The Official 'diacresis' variety - existence confirmed on 2/6 value.

A Check List of O.V.S. and O.R.C. Post Offices - this has been running since the February number.

South African Philatelist - July:

Union Notes: "Two printings of the Coronation issue;" "Unusual varieties of the current 1d."

An official note of recent printings.

"In Support of the Darmstadt Trials" by Dr K. Freund.

"King Halfpenny" by S. J. Hagger and G. I. Faerber - an important article which attempts to throw more light on the identification of the various cylinders used in printing the hyphenated 1/2d Springbok.

"O.F.S. 1896 1/2d/3d ultramarine" by S. G. Lawrence.

A Check List of O.V.S. and O.R.C. P.Os. (cont.)

South African Philatelist - August:

Union Notes: "An Uncatalogued Booklet"; "Coronation Varieties"; etc.

"Swaziland - Postal History & Stamps" by J. H. Harvey Pirie (Part 1.)

A Check List of O.V.S. and O.R.C. P.Os. (cont.)

Stamp Collecting:

One or two varieties on the current 6d, and the 3d U.P.U. are described in 24 July issue.

-----  
" THE SPRING BOOK "  
-----

Stamp Magazine:

The Union 3d Value is described by W. A. Page, in the August number, continuing his series of tables of printings, etc.

Philatelic Magazine:

The controversy over "Screened" and "Unscreened" rotogravure still holds the interest of readers of the P.M. In the issue dated July 31st an article "The Cross-Hatch" deals with these processes, and Mr A. H. Sydow has a sage word on the subject in the August 14th number.

Philatelic Adviser:

Many of the postal markings of Tristan da Cunha are illustrated in conjunction with notes of their use (July/August issue).

A. J. B.

Vignette Cylinders Nos. 48 and 6912/ of the Hyphenate Half-penny Rotogravure Postage Stamps of the Union of South Africa. By A. Hilton Sydow, A.S.A.A., C.A.(S.A.)

The principal differentiating characteristics of the Half-penny Rotogravure Vignette Cylinders Nos. 48 and 6912 etched at the Government Printing Works in Pretoria are illustrated and tabulated ut infra. (See page 100).

(A) - Vignette or Interior Cylinder No. 48.

1. - Row 4, No. 10 - Dot to the right of the head above back.
2. - " 5, " 1 - Horizontal projection of neck.
3. - " 6, " 1 - Large dot to the left of right horn near top.
4. - " 7, " 10 - Large dot to left of head in alignment with indentation between left ear and eye.
5. - " 8, " 3 - Dot to the left of buck's nose.
6. - " 8, " 10 - Dot to right of left horn near top.
7. - " 11, " 10 - Large dot to right of right ear.
8. - " 11, " 12 - Vertical mark obliquely below buck's nose.
9. - " 12, " 7 - Dot to right of right ear.
10. - " 13, " 7 - Dot obliquely below buck's nose.
11. - " 14, " 9 - Small dot to right of right ear - in approximately same position as No. 7.
12. - " 16, " 1 - Dot on blaise near base of left ear and below left horn.
13. - " 16, " 11 - Dot left of buck's head in horizontal alignment with left eye.
14. - " 18, " 8 - Dot between horns near tops about midway.
15. - " 20, " 3 - Large dot between horns more to left.
16. - " 3, " 3 - Vertical mark projecting downward from left horn.

(B) - Vignette or Interior Cylinder No. 6912.

1. - Row 6, No. 3 - White space caused by broken lines near edge of oval in alignment with top of buck's right ear.
2. - " 7, " 4 - White space caused by broken line near edge of oval in alignment to the left of and with left side of buck's nose.
3. - " 7, " 9 - Three dots or marks below buck's nose.
4. - " 6, " 12 - Dot to the right of right ear.
5. - " 8, " 10 - Dot to right of left horn near top.
6. - " 12, " 12 - Dot almost on buck's back near right edge of oval.

-----  
" THE SPRINGBOK "  
-----

- 7. - Row 14, No. 1 - Large dot between right horn and right ear.
- 8. - " 14, " 7 - Dot to right of right ear near its base.
- 9. - " 16, " 8 - Dot between horns about midway.
- 10. - " 18, " 8 - Dot between horns about midway.
- 11. - " 20, " 3 - Mark to the left of buck's nose.
- 12. - " 20, " 3 - Dot to left of head and in alignment with left eye.
- 13. - " 14, " 1 - Large grey dot on left lateral margin opposite stamp No. 1 of Row 14.
- 14. - " 3, " 12 - Mark on buck's lower jaw (to right)
- 15. - " 9, " 1 - Dot near and above tip of right ear.
- 16. - " 16, " 5 - Grey mark to right of right ear.
- 17. - " 20, " 11 - Dot to the right of buck's neck.
- 18. - " 13, " 11 - White space caused by broken lines to the right of right ear.

(C) - Multipositive Characteristics common to both Vignette Cylinders Nos. 48 and 6912.

- (1) - Row 1, No. 3 - Vertical line between horns.
- (2) - Row 3, No. 4 - Tag on right ear and dot on nose.
- (3) - Row 18, No. 11 - Dot to right of left horn near top.
- (4) - Row 19, No. 11 - Dot to right of left horn near top but lower down and further from horn than on 18/11.

The Vignette or Interior Cylinder No. 48 was used in combination firstly with Frame or Exterior Cylinder No. 45 and subsequently with Frame or Exterior Cylinder 6933. Vignette or Interior Cylinder 6912 was used in combination with Frame or Exterior Cylinder 6933. The complete 240-set sheets in my Union Collection were purchased on the following dates -

- (1) Vignette Cylinder 48 with Frame Cylinder 45 at the Maitland Post Office on the 31st December, 1947.
- (2) Vignette Cylinder 48 with Frame Cylinder 6933 at the Maitland Post Office on the 15th April, 1948.
- (3) Vignette Cylinder 6912 with Frame Cylinder 6933 at the Maitland Post Office on the 11th February, 1948.

-----

Mr R. J. Clayton reports examining some Small W.E. 1½d stamps when he noticed that apparently two distinct screens had been used, one being much more regular than the other and under a low powered microscope, the difference was most noticeable. Although the Union Handbooks gives no difference between the various printings of this value, Mr Clayton says it seems to be at least as obvious as in the 1d value which are noted. He thinks also there may be some difference in the ½d value but has not been able to find any distinction amongst the 3d, 4d, 6d and 1/- stamps. Has any other member noticed likewise?

-----

Can any genius provide a listing of the various 1d plate printings and how to distinguish one from the other?

=====

" THE SPRINGBOK "

=====

SOME 2d ROTO VARIETIES (CONTINUED)

by H. J. ANDERSON.

With the assistance of some Members, a little more information has been obtained, not only about the flaws recorded in the "Springbok" No.3 of May/June, but involving others as well.

One of the most difficult things is to define a shade of colour. Gibbons describes SG44 as Slate grey and lilac, but the Handbook says it is Greenish grey and dull Mauve. SG44b is Blue and Violet and again the Handbook disagrees. I therefore merely give the shades as I see them and can only hope that you would agree with my description.

Examinations of this series convince me that the Artist designed a vignette for each language and that these have never been interchanged. The chief differences between the two are in the roof shading - the roof to the left of the left tower and in the lines denoting cloud on the right of the right tower. Differences in the various plates can be accounted for by time variations in the photographic or the acid stages of manufacture. Often a cylinder has to be touched up by hand ere it is used, and I think this touching up accounts for stamps such as my No. 3. being different to others in a sheet. Incidentally, I have discovered another example of odd stamps in the way of an Afrikaans with the roof shading similar to that on the English but with cloud normal.

There are a number of varieties listed under 38D and one is led to believe that they did not exist in previous issues. It is natural to allocate all mint examples of these varieties to Plate III and a number of collectors of used ones will also have notices merely the flaw and ignored the postmark. I suggest they check up, for certainly a number appear on earlier issues. It would appear that whoever contributed the 2d roto details to the Handbook had not the requisite information to do a complete job. Perhaps no one had.

- |        |                      |               |                                                                                                                    |
|--------|----------------------|---------------|--------------------------------------------------------------------------------------------------------------------|
| No. 1. | "Broken Architrave", | Row 2/6.      | Postmarks 1933, 1934, 1935, 1937.<br>Colours Deep Lilac/Slate,<br>Mauve/Slate, Purple/bluish Slate<br>and SG44b. + |
| No. 2. | White Flag,          | Row 19/6.     | 1933, 1934, 1937, 1938.<br>Deep Lilac/bluish Slate, Purple Slate,<br>Deep Mauve/Sepia.                             |
|        | adjoining stamp      | Row 19/5.     | has dot, bottom left corner of vignette<br>same colour as frame.                                                   |
| No. 3. | Moulding,            | Row 15/1 & 3. | 1936, 1937.<br>Deep Mauve/Slate, Deep Mauve/Sepia.                                                                 |
| No. 4. | Patch of fungus,     | Row 13/2.     | probably 1934.                                                                                                     |

-----  
" THE SPRINGBOK "  
-----

Nos. 5 and 6. No information.

38D Vd Ve and Vg all appear on earlier issues.

- + - Described by prominent firm of repute as being SG44b, presumably blue and violet.

-----  
Mr L. H. Twiss writes that he has the Union Cat. 42Ac with "official" overprint and inverted watermark which is not supposed to exist!

-----  
In the Inter-Society competition amongst members of Gravesend and neighbouring societies (Sittingbourne, Medway Towns, Sidcup and Thurrock), the cup presented by the President of the Gravesend P.S. was won this year by one of our members, Mr W. A. Page, with an unusual entry of South African booklets, the Editor of "Stamp Collecting" being the judge.

-----  
Congratulations to the Cape Town Philatelic Society upon which Her Majesty the Queen has so graciously granted the privilege to prefix their title, with the word "Royal".

-----  
Regarding the query raised in the last issue by Mr E. Breach-Smith, there is news from Mr E. K. Gibbs to the effect that he has a similar card excepting that the reverse shows a photograph of the National Airways plane "Amalthea", which carries a notice

Royal Mail  
E. R

His understanding is that the cards were produced by the Postal authorities as an advertisement to popularise Air Mail and that the cards could only be posted in the special box at the Exhibition.

-----  
Here is an S.O.S.! Will any member, knowing of a copy of the first issue of the magazine not at present serving a useful purpose, please forward same to the Editor immediately who will welcome the opportunity to place in eager hands. In other words, the first issue has been out of print some time and a number of members newly joining would like to complete their volume.

-----  
" THE SPRINGBOK "  
-----

C O R R E S P O N D E N C E

To the Editor:

Dear Sir,

May I offer the following comments concerning that mysterious Union of South Africa "Official" 0.96a (1952 Handbook/Catalogue) 0.35 (1954 Stanley Gibbons)?

When the Inland letter rate was increased from 1½d to 2d a new printing of the 2d stamp made its appearance in April 1950. This stamp was printed from cross-lined screened cylinders Interior 6927 and Exterior 50 in reduced format 21½ x 17¼ mm as an economy measure to save stamp printing paper. Numbers assigned were 47E Handbook/Catalogue and 134 Stanley Gibbons. Around this same time the Government Printing Office in Pretoria was preparing an entirely new type of plate to apply the "Official" overprint to stamps in place of the old type set formes which had been in use since December 1st, 1926, and which due to the breaking or misplacing of type did not always produce a uniform overprint.

This new type plate which applied a larger sized overprint to the stamps from stereotype process blocks was introduced in July 1950 to eliminate the numerous faults of the former type set formes. Here is where I stick my neck out. After having contacted several hundred dealers and collectors in the past two years in search of the elusive 0.96a - 0.35 I have come to the following conclusion. Since this small 2d stamp was first produced in April 1950 and the new stereotype overprint was introduced in July 1950 I contend that the old type set forme was not used to apply the "Official" overprint to this stamp for there probably was sufficient large size (27 x 21½ mm) 2d "Officials" on hand at the time to last during the period between April and July 1950 after which the stereotype overprint came into being. Any comments from readers of the "Springbok" will be appreciated.

Wishing you lots of success with your swell new publication "The Springbok".  
Irvington, U.S.A. Andrew Grantzow.

Dear Sir,

My attempt at solving the riddle of the British Association postmark has not been very successful, but I am able to give the following information culled from the Association's own reports for 1905 concerning their itinerary.

Capetown	Aug. 15-19th incl.
Durban	Aug. 22-23rd.
Pietermaritzburg	Aug. 24-25th.
Colenso and Ladysmith	Aug. 26-27th.
Johannesburg	Aug. 28th-Sep. 1st.
Bloemfontein	Sep. 2-3rd.
Kimberley	Sep. 5-7th.
Mulawayo	Sep. 9-10th.

=====

" THE SPRINGBOOK "

=====

Victoria Falls	Sep. 12-13th.
Bulawayo	Sep. 14th.
Salisbury	Sep. 15th.
Umtali	Sep. 16th.
Beira	Sep. 17th.

A West Coast party reached Capetown also on the 17th and sailed for Southampton. The East Coast party travelled via Egypt and saw the Pyramids, etc.

No information has yet come to hand re postal arrangements and all I can discover is that they were issued with free passes on trams and railways.

Hyde.

L. H. Lomax.

=====

ANNUAL LONDON MEETING

Further to the notice in the last issue the meeting of the Society will take place at the Hotel Russell, Russell Square, W.C.1., on Saturday, October 3rd, at 2.45 p.m.

After the meeting, Professor V. W. Dix, F.R.P.S.L., will give a paper on "The Early Printing Trials of the First Rotogravure Penny Postage Stamp of South Africa". Having seen the collection of Darmstadt Proofs which will be shown, I can assure members that they can look forward to a "philatelic feast" for it really is an amazing display.

Mr R. D. Allen, Snr., will be interesting us also by a display of the 2½d G.V. Commemorative, Assistant Shipping Marks and some items not catalogued in the S.A.C. The latter sounds intriguing!

Quite a number of members have signified their intention to be present and I should be glad to hear from others who will be coming along. Your support to this annual venture will be most welcome and I am hoping to have the opportunity of meeting many who so far I have known only by their correspondence! Do come along!

And having attended the meeting, surely you will be dining with us at the Restaurant Frascati in Oxford Street at 7.30 p.m., where we shall have a private room, when doubtless the lighter side of South African Philately will be the order of the evening. Again a number of members have notified me that they will be there and whilst it is not absolutely essential to have prior knowledge of the total number of diners, it does make it a lot easier for all concerned to make the evening another complete success as in previous years. R.S.V.P.!

C. E. Sherwood.

=====

We note that Mr L. H. Lomax has been elected President of the Ashton-under-Lyne Philatelic Society. Congratulations!

-----  
" THE SPRINGBOK "  
-----



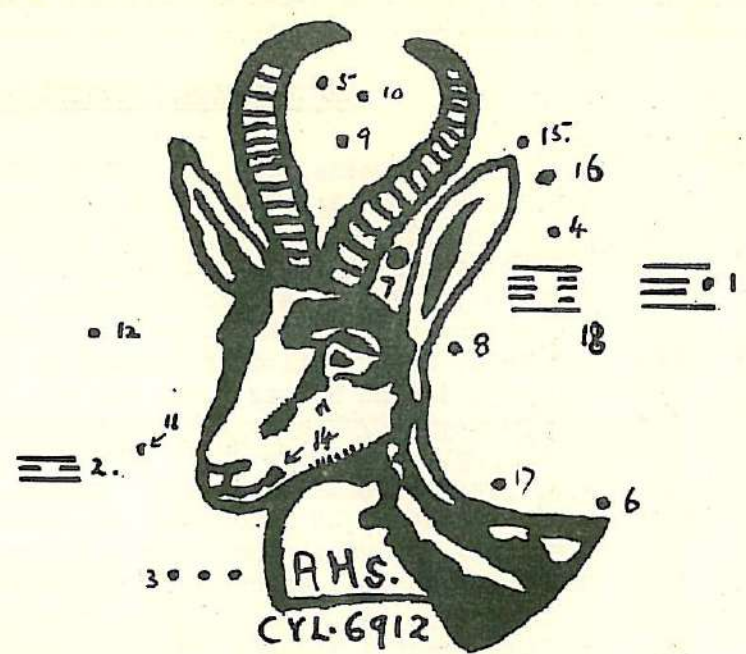
2d CORONATION CYLINDER 98 FLAWS

by A. G. Adams.

From an Examination of a complete sheet, the following were noted

- Row 1/5. Pimple on chin.
- 1/11. Pimple spot back of head and scratch through  
1/11 into 2/11 (See also 2/11)
- 1/19. Pimple spot between eyes and ear.
- 1/20. White dot between (and over) "KR" of "Kroning".
- 2/7. Pimple spots on forehead and one on top lip.
- 2/11. Scratch going into 1/11; scratch bottom left corner.
- 2/15. Diaeresis malformed.
- 3/3. White mark left of Queen's face; white spot behind neck.
- 3/7. "A" of "Africa" has small white addition.
- 4/7. Ring on neck under jaw-bone; white stitch on shoulder holding  
down collar.
- 4/9. White spot in "f" of "Africa".
- 4/14. White spot on shoulder.
- 5/5. Purple mark malforming base of "2".
- 5/17. Purple spot - on nose; on cheek; just off cheek.
- 6/5. Purple spot in ear.

See page 93



Centenary Exhibition Postmarks  
drawn double actual size

-----  
" THE SPRINGBOK "  
-----

NEW MEMBERS, CHANGES OF ADDRESSES

New Members:

- No. 40. Sign.Cdr.C.J.Potts, R.N., H.M.Navy Office, Colombo, Ceylon (Rejoins)  
230. C.F.Jacobs, P.O.Box 1222, Johannesburg, South Africa.  
231. D.Golding, 2 Linden Road, Grove Avenue, Yeovil, Somerset.  
232. J.Charlles, BM-575, London, W.C.1.  
233. R.J.Hore, 2 Robartes Terrace, Truro, Cornwall.  
234. A.Grantzow, 149 Brookside Avenue, Irvington 11, N.J., U.S.A.  
235. K.A.Wald, 21347 Hillsdale, Cleveland 26, Ohio, U.S.A.  
236. A.K.Ray, 3 Ashu Biswas Road, Bhowanipur, Calcutta 25, India.  
237. C.R.Purvey, 507 Victoria Road, Nanaimo, B.C., Canada.  
238. C.J.Hardy, 163 Berrow Road, Burnham-on-Sea, Somerset.  
239. F.W.L.Keane, Summerland, B.C., Canada.  
240. P. de Villiers, 43 Oxford Street, Bethlehem, O.F.S., South Africa.  
241. E.S.Jones, 36 Marsh Road, Rhyl, Flintshire.  
242. Dr Gordon Ward, 7 Pembroke Road, Sevenoaks, Kent.  
243. R.A.Brykczynski, Glenhof, Melbourne Road, Kenilworth, Cape, S.A.  
244. R.Kuper, "Forty Winks", Club St., Linksfield, Bedford Park, Johannesburg,  
South Africa.  
245. J.M.Weinstein, C/o P.O.Box 419, Pretoria, South Africa.

Changes of Address:

130. S.A.Shingler, "Esperanza", Kilgetty, Pembs.  
137. E.Breach-Smith, The Waldsanatorium, Davos-Platz, Switzerland.  
197. H.O.Nouss, 405 N.Elizabeth Avenue, Ferguson 21, Mo., U.S.A.  
24. A.F.Cuddon-Smith, 155 Lichfield Court, Richmond, Surrey.  
89. H.McGeeney, S.C.D.E., R.N., Wardroom Mess, H.M.S. "Centaur",  
c/o G.P.O. London.

Deceased:

48. K.H.Watts, Chester.  
119. K.A.Green, Mytchett, Nr Aldershot.

-----  
S T O P P R E S S !  
-----

THE NEW SET: News is to hand to the effect that the first three values will be placed on sale on October 1st throughout the Union. They will be bilingual stamps the size of the usual commemoratives, two being bicoloured and one unicoloured. Designs will show the Springbok on the 1/6 value, the Protea flower on the 1/3 and the Merino sheep on the 4 $\frac{1}{2}$ d. Other values in the new set will be released later in the year and it is possible the complete current set will be replaced within twelve months. The 4 $\frac{1}{2}$ d stamp is designed to cover foreign letter rate, the 1/3 airmail rate to Britain and the 1/6 for inland telegrams and airmail rate to foreign Europe.

-----  
News of activities of members will be very welcome for publication