
THE SPRINGBOK



Volume 2, No. 3.

May/June, 1954

" THE SPRINGBOK "

TABLE OF CONTENTS

The Editor's Chair.	Page 43.
The Coronation Issue of 1937, by P. D. Haigh.	44.
Multo- or Multi-, by G. W.	46.
London Group Meeting.	48.
Glasgow Group Meeting.	48.
London Group Meeting.	49.
London Group Annual General Meeting.	50.
Official Announcement G.P.O. Bulletin - New Definitives.	51.
South African First Flights, by E. G. Kinsey.	52.
$\frac{1}{2}$ d Unhyphenated - Itemised List of Its Varieties, by R. D. Allen.	54.
A Beginner's Adventures with Springboks, by A. C. Adams.	55.
Union H/Catalogue O.96a - 2d Official, by C.E.S.	57.
Press References, by A.J.B.	57.
Correspondence.	58.
Picture Page.	59.
Membership Information.	60.
Check List of Recent Printings, as from 1.1.54.	60.

Editor:

C. E. Sherwood, 105, Marford Crescent, Sale, Manchester, U.K.

All communications should be addressed to the Editor, who invites correspondence for publication but does not accept responsibility for views published.

Closing date for publication Volume 2, No.4, will be June 30th.

The magazine is available only by subscription to the Society at 10/-d per annum.

The Editor's Chair

At the time of going to press some members have not renewed their subscriptions so if you know anyone who has not done so will you please jog his memory? Have you introduced a collector to the Society yet? If not, it is time you did him a good turn by putting the facts before him and it should not be beyond the powers of every member to accomplish this as indeed some have done repeatedly with success. The need for new members is always constant and urgent to maintain the good work and we do say, without fear of contradiction, that the magazine is a good work filling a long felt want particularly amongst overseas collectors who find themselves ploughing a lonely furrow. So please remember at least one addition from everyone this year please.

We continue rather surprised by the fact that with a membership as large as we have at present only a very small percentage take any positive action to assist in the publication of the "Springbok" by the contribution of articles, information, news, etc. How can we impress on our readers the fact that it is a case of all hands to the wheel and indeed that the magazine exists for that very purpose to give each and every member the opportunity to seek information and to help distribute it to others? The beginners must surely have many questions to ask whilst it is not right and proper that our experts and specialists should "hog" their knowledge for surely they had a helping hand along the way?

Very little information comes in from members about their personal activities but we can congratulate Mr Singleton on getting third place in the Leeds Philatelic Society's Annual Members' Competition with six sheets showing the 3d pictorial from S.A.H. 25 to 48B; Mr Childs on being elected President of the Brighton and Hove Philatelic Society and Mr J. E. Hodgkinson on extracting from the Society Exchange Packet a used vertical pair of the 1926 $\frac{1}{2}$ d perforation 14 priced at the large sum of 2d along with a mint pair of 1913 1d showing normal and long serif to "I" priced at 6d and he tells us he was well down the list too!

Talking of the Exchange Packet, a lot more contributions are wanted and in fact there is no limit to the number of sheets required. Arrangements have been completed whereby Exchange Packets can be sent to South Africa, U.S.A., Canada, Australia and New Zealand if there is a demand so if you are interested just drop us a line.

A final word to ask you to advise us early of your intended absences from your usual address, at least a fortnight's notice being desirable so that Exchange packets may be diverted

On the point of going to press, an announcement from the Post Office in South Africa is to hand relating to a new series of definitives showing animals' head. Perhaps the most important feature is the news that the stamps will be bilingual and for full details see copy of announcement page 51.

THE CORONATION ISSUE OF 1937

By P. D. Haigh.

South Africa's Coronation issue of 1937 is one of the Union's most interesting commemorative series, and in addition it is still cheap and plentiful.

Study can most conveniently be grouped under two headings, namely, Headplates and Printings. These notes attempt simply to show the interest and scope of study under these headings, and are not by any means exhaustive.

Much information has been taken from the Handbook/Catalogue of 1952 and from the 1946 Standard Catalogue, and due acknowledgments are hereby made to those two works.

Head Plates:

A single printing cylinder, number 30A, was employed to print the vignettes, or heads, of each of the five values in the series, namely, $\frac{1}{2}$ d., 1d., 1 $\frac{1}{2}$ d., 3d., & 1/- . A further cylinder, number 55, produced from the same glass multipositive as 30A, was used for the first printing only of the 1d value.

The above facts are adequately proved by displaying the complete set in top left corner blocks of six (3 x 2), showing the "pince-Nez" variety on row 2, stamp no. 1, on all values including the 1d., and an additional 1d block with this feature absent. It will be noticed that both 1d blocks, although printed from different head cylinders, have a common flaw on row 2, stamp no. 3, consisting of a small white spot at the back of the King's neck, thus indicating a common origin for both cylinders. This flaw, incidentally, is listed in the catalogue under cylinder 55 only.

The flaws by which it is possible to prove the use of a common head cylinder for all values are very numerous, as will be seen by a glance at the catalogue list, but to prove the use of a second plate in the 1d, it is necessary to keep to corner and arrow blocks as a proof of position. All these position blocks will serve the purpose, some more satisfactorily than others, and most of the necessary flaws will be found detailed in the catalogue list.

Having proved the use of two head cylinders on the 1d value by means of position blocks, is it now possible to separate the two plates when not in such blocks? There cannot be any difference in the actual design, as both plates come from a common original. On page 187 of the Handbook/Catalogue are two diagrams showing differences in the ear portion of the design on each cylinder, but this appears to be in the nature of a guide to the kind of difference in impression to look for, rather than a clear-cut and constant difference. Many intermediate copies are encountered. Probably the surest guide is in the dotted screen on the face. The pattern of that on cylinder 55 is clear and even; far more so than it ever appears on 30A. On the heavily shaded printings of the latter the dots have more or less run together and the pattern is partially obliterated, while on the more lightly printed copies there are white areas on the face where the screen

" THE SPRING BOOK "

pattern is completely absent. This question of identification, however, does not arise when the watermark faces left, since the head plate must then be no. 30A, and when the watermark faces right the chances are very high that it will turn out to be no. 55.

PRINTINGS

The individual printings of each value are summarised in the annexed table. The descriptions of the general appearance of the various printings are only a guide, and cannot be taken positively on their own. Positive identification can usually only be achieved by some combination of watermark direction, serial numbers or perforation junctions (narrow rows).

The first point to look for is the direction of the watermark. If this faces right, as seen from the front of the stamp, there is no need to look any further, except in the case of the 1d when it will be necessary to determine the head plate used. If it faces left, then in the cases of the 1½d and 1/- values there is still no need to look any further, and in the case of the 3d the general appearance of the head, whether shaded or whitish, is sufficient to determine the printing. Only in the cases of the ½d and 1d with left-facing watermark is it necessary to look for further features.

Serial number blocks with some proof of position are the best guide to identification of individual printings, such proof to consist of a flaw on an adjacent stamp, or a corner or arrow block.

On interior cylinder 30A there are constant flaws on row 6, stamps 7, 12, 14, 16, 18 and 19, and on cylinder 55 on stamps 1, 2, 7, and 15. It will thus be seen that the position of any serial number pair from the right-hand half of the sheet can be fixed by means of a flaw on one or both of the stamps immediately above the number. For numbers below the left-hand half of the sheet, however, larger pieces than pairs will generally be required to fix the position.

The remaining feature useful for identification is the position of the narrow columns in the sheet. Stamps from these are usually easily recognisable by the perforation junction at the left, and are of most use in identifying ordinary pairs, etc. There must, of course, be a flaw on the narrow or an adjacent stamp to fix its position, and for this purpose all flaws as listed in the catalogue in vertical columns 1, 2, 8, 12, 13, and 19 and adjacent columns will be found most useful.

Conclusion:

There are still some points in connection with the production of these stamps which have not yet been solved, as follows:-

(a) The frames of all five values are in common design, except for the value tablets. Was each a completely separate production, or was there a common "master" with blank value tablets from which the master negatives for each frame plate were produced?

" THE SPRINGBOOK "

- (b) Of how many units were the frame plate master negatives comprised?
- (c) Of how many units was the head plate master negative comprised?

(For Summarisation see opposite page).

MULTO- or MULTI-

Since first I collected South Africa stamps, and read the special Handbook/Catalogue, the word "Multopositive" has continued to be mildly irritating. Long ago a grateful patient presented me with the Oxford English Dictionary and some hold that this has warped my outlook on life and literature. Nevertheless, "multopositive" still seems to me an odd native idiom for which there is no warrant in other English-speaking countries. It seems that "Multo-" is an adjective meaning "many" and "positive" a noun denoting in this case a positive photographic image. The whole word should mean "many positives" and it is a recognised convention in the forming of English words from the Latin that the adjectival section should be written "multi-" and the other half should be in the singular although importing a plural. It is possible, of course, to read the word "multipositive" as meaning "multipositive plate", in which case both "multi-" and "positive" are used as adjectives.

But, in either case the Oxford Dictionary allows only "multi-" to be correct; and it starts off its examples by 38 words "in scientific or technical use". Oxford knows nothing of "multo".

In France also "multo-" is unknown. The Spaniards will have none of it and even the Germans (who have adopted multiplikation and its variants) have failed to accept "multo-". The Italians, indeed, know the word but with them "multo" means "much" and never means "many". When they wish to use a compound word they employ "multi-" like other nations.

The right of South Africa to coin such words as it finds useful is in no way denied but philately is so international that new words should be avoided unless they can be everywhere accepted. It would be a courteous gesture if South African philatelists would now abandon "multo-positive". After all, they would not like us to talk of a "springbik" or of "Capotown".

G. W.

Printings Summary

Before day of Issue		After day of Issue	
Right	Left	Right	Left
3 - 4 and 14 - 15	8-9 and 19-20	5-6 and 16-17	6-7 and 17-18
2 and 13	1 and 12	1 and 12	8 and 19
1	2	3	4
(i) Clear impression	Coarse paper giving a streaky and sometimes yellow appearance of the uncoloured portions	Face fully shaded	White face
(ii) Blurred impression			Face only slightly more shaded than last
Clear impression	-	-	-
-do-	As 1/2d value above	Very black face	White face
-do-		Face fully shaded	-
-do-		-do-	-
Pale blue frame		Dark blue frame	Whitish face

Watermark faces:

Serial No's Below Cols:

Narrow stamps in Cols:

Sequence of Printings:

1/2d

1d. Cyl 55

Cyl 30A

1 1/2d.

3d.

1/-

" THE SPRINGBOK "

LONDON GROUP MEETING

Some dozen or so members were present at the March meeting when the 1/2d Springbok was the subject. Thanks to the combined efforts of members, a really superb collection of various issues from 1926 to date was seen. Those contributing were Messrs. Abell, Brown, Jonas, Nunnellley, Page, Parker, Whitten and although unable to attend, Mr R. D. Allen sent along some interesting items.

The display started with the Typo issues which included many plate flaws, examples of double perforations, die proofs and then went on to embrace all issues in chronological sequence. The straightforward issues of which there were numerous shades were intermingled with practically all the known flaws. The anhyphenate Roto issues were particularly well represented and included quarter sheets showing part marginal arrows and all the major flaws. Two other large blocks are worthy of mention, showing the "cobweb" variety and a similar block before the retouch was made; both pieces containing proof of position by identifying features in the other stamps. Plate 2 of the Roto issues was represented by both corner and arrow blocks from all four positions. Other outstanding items included a strip of four - one stamp tete-beche and a block of twelve with vignette offset.

In the later hyphenate issues, photograph enlargements were shown to illustrate change in format and introduction of screen and an almost complete selection of various plates with many plate and mulitpositive flaws. Several examples of the "cross-hatch" printings were shown.

In all, perhaps the most complete display of one particular stamp ever seen at any one time.

W.A.P.

GLASGOW GROUP MEETING

The second meeting of members resident in the Glasgow area took place on 19th March when the subject for discussion was the unhyphenated 2d printed by rotogravure. Mr H. J. Anderson led the discussion and exhibited pages from his extensive collection of this stamp which were supplemented by large scale drawings setting out the different varieties to be found. It was evident that considerable research remains to be done in correctly allocating the various flaws to the different plates used in printing these stamps. It was Mr Anderson's opinion that one could not rely on the Handbook's description of the flaws to be found on the different plates nor even on the shades allocated to them. He set out to prove this by exhibiting dated copies which were obviously not used within the period indicated by the Handbook.

Both Mr Stewart and Mr Lauder supplemented Mr Anderson's display by showing further examples from their collections several of those present were seeing the catalogued varieties for the first time as well as several equally prominent varieties which had not yet found their way into the Handbook. It was felt that a useful purpose would be served by publishing Mr Anderson's sketches in the "Springbok" with a view to members contributing information as to which varieties were diapositive and which were cylinder flaws, their position on the sheet and in the case of used copies the date of use.

" THE SPRING BOOK"

It was agreed that a syllabus for next season should be drawn up and the hope was also expressed that a joint meeting could be arranged with the Edinburgh members.

E.L.

LONDON GROUP MEETING

Some eleven members were present at the April meeting when the 1d. value was the subject for the evening. A combined show was given by six of those present, Messrs. Abell, Allen, Brown, Nunnally, Page and Parker. During the showing quite an amount of discussion took place on various items shown and it was indeed pleasing to hear such remarks as "so that's the..... variety - I've often wondered what it looked like". All members have agreed that the benefits gained from these evenings is very advantageous and it is a great pity that more members within reach of the meeting place do not avail themselves of the facilities of the Group.

As in previous displays, an almost complete selection of the various printings was viewed together with practically every known variety.

Working in a slightly different manner, each member showed selections of outstanding items from his collection. These included die proofs, plate indication blocks of the Pretoria printings, quarter sheets and marginal blocks from each of the Rotogravure A to E Controls showing the "broken mast" variety; joined paper booklet panes and coils. The Hyphenated issues were also very well represented with innumerable shades and flaws, including a number of unlisted items. These included the "Poseel" variety in Plate II of which four or five copies were seen, although it was not possible to position it. "Split masts" and "large red mark in sky to left vignette" were also confirmed as being constant although once again positioning was not possible.

W. A. P.

Mr E. G. Kinsey submits a couple of queries, one relating to the Silver Jubilee issue where "8" appears for "B" in "Jubileum" on the 1d and 6d values. He points out that the loops of "8" are a completely different shape from the normal "B" and in view of this, feels it can hardly be inking trouble. Can we look for comments from readers.

Mr Kinsey's other query relates to the 2d value of the Bantam War Effort series (Union 92) of which he has several copies showing a bar across the "o" in "Postage". This would appear to be constant but can any reader plate the flaw?

" THE SPRINGBOK "

LONDON GROUP ANNUAL GENERAL MEETING

The A.G.M. of the London Group was held on Tuesday, 11th May and attended by 11 members, apologies being received from 5 others. After brief introduction by the Chairman, Mr F. G. Abell, the Secretary-Treasurer's report was given, reviewing activities to date and appealing for better support from local members. The report was accepted being proposed by Mr Parker, seconded by Mr Brown.

The election of Officers. It was proposed by Mr Bini and supported by Mr Whitten that Officers and Committee be re-elected "en bloc" and this was carried by the meeting. Under heading "Any Other Business" future plans were discussed and it was agreed that the next meeting be fixed for Tuesday, 14th September at 7.30 p.m. When the subject will be 1½d Gold Mine issues.

The business over, a short auction was held and some 40 items were disposed of to some very spirited bidding.

In closing the first "phase" of the London Group meetings may I, as Honorary Secretary, make a personal appeal to all those members in the district or within reach of Brixton to avail themselves of the meetings. There is no membership fee, members merely being asked to contribute 2/-d at first meeting to defray postage expenses of the Group. The benefit and help obtained at these meetings will more than repay time spent in travelling. Already members travel from Essex, various outskirts of London, Byfleet (Surrey) and Aldershot. Why not come along and meet your fellow collectors with kindred interests?

W. A. PAGE, Hon., Secretary.
London Group.

Mr R. D. Allen asks if readers can give information about any of the following items.

- Union 52A (a) Dot over first "s" of "Posseel" Stamp 6 row?
(b) breakinner frame line over "U" (on 3 copies).
(c) small oblique circle in "R" of "Africa" also slanting mark in right value tablet (2 copies).
- 50A (d) dot in "A" of "Afrika" (several copies).
(e) flaw right value tablet on SUID stamp.
(f) two blue lines through "T" and "E" of "Postage going upwards through "H" and between "R" and "I" of "Africa" still continuing upwards through "SS" and "L" of "Posseel" and up again right of hyphen and through "I" of "Afrika"

" THE SPRINGBOK "

The following announcement is contained in the South African Philatelic Agency Bulletin, Philatelic 18 dated May, 1954.

NEW DEFINITIVE SERIES OF POSTAGE STAMPS

The existing definitive series of fourteen Union of South Africa postage stamps will be replaced towards the end of 1954 by a series depicting South African wild animals. Each of the stamps will be bilingually inscribed.

Details of the new series are as follows:

Denomination.	Animal Depicted.	Size of stamp in millimetres.	Format.	Stamps per sheet.
$\frac{1}{2}$ d	Warthog	20.25 x 24.2	Vertical	240
1d	Black Wildebeest	20.25 x 24.2	Vertical	240
$1\frac{1}{2}$ d	Leopard.	20.25 x 24.2	Vertical	240
2d	Zebra	20.25 x 24.2	Vertical	240
3d	Rhinoceros	24.2 x 30.2	Vertical	120
4d	Elephant	24.2 x 30.2	Vertical	120
$4\frac{1}{2}$ d	Hippopotamus	24.2 x 30.2	Vertical	120
6d	Lion	30.2 x 24.2	Horizontal	120
1/-d	Kudu	24.2 x 30.2	Vertical	120
1/3d	Springbok	30.2 x 24.2	Horizontal	120
1/6d	Gemsbok	24.2 x 30.2	Vertical	120
2/6d	Nyala	24.2 x 30.2	Vertical	60
5/-d	Giraffe	24.2 x 30.2	Vertical	60
10/-d	Sable Antelope	24.2 x 30.2	Vertical	60

The head only will be depicted in the design of the $\frac{1}{2}$ d, 1d, $1\frac{1}{2}$ d and 2d stamps. The date of issue and colours of the stamps will be announced later in the year.

Orders from stamp collectors or stamp dealers for unused stamps of the new series may be sent to the address given below and must be accompanied by a postal order, money order or bank draft the value of which must include the return postage on the order. Cheques and foreign coin will not be accepted.

Philatelic Agency, C/o.P.O.Publicity Branch, G.P.O., Pretoria, S.Africa.

SOUTH AFRICAN FIRST FLIGHTS

by

E. G. Kinsey.

In case others have found the same difficulty as myself in finding details of all the earlier first flights under "one roof" these are detailed below, so far as my own knowledge goes in the hope that it will be of assistance to members. Only those flights are included on which South African mail was carried.

- 1911-1912 Kenilworth-Muizenberg Flights - souvenir cards.
1918. "Our Day" Red Cross Flights - "Make your sixpence fly" souvenir card.
Aug. 1919 Pigeongrams were part of Capetown Peace Celebrations.
1920. An attempt was made to start an air service between Capetown and Johannesburg and mail was accepted officially at a surcharge of 2/-d per ounce. The converted Handley-Page bomber crashed at Beaufort West and mail was sent on by rail.

1925 First Official Air Service.

Capetown to Durban via Oudtshoorn, Port Elizabeth and East London. Mossel Bay was included in the first flights but subsequently omitted due to fog. Service weekly in both directions to connect with Union-Castle sailings at Capetown. Franking, by special air stamps in addition to ordinary postage, 3d per ounce Inland, 6d per ounce overseas, postcards 1d and 3d respectively.

- 2nd March, 1925. First flight from Capetown.
5th March, 1925. First flight from Durban.

Service abandoned in June owing to lack of support, the last flights being 11th June, 1925 from Durban and 15th June, 1925 from Capetown. Commercially used covers bearing correct franking from first and last flights are scarce.

1929 Second Regular Air Service.

By Union Airways Ltd., between Capetown and Port Elizabeth with extensions to Durban via East London and Johannesburg via Bloemfontein to connect with Union-Castle sailings at Capetown. Franking 4d per ounce by special stamp in addition to ordinary postage.

- 26th August, 1929. First flight from Capetown - Johannesburg mail sent on by rail from Bloemfontein owing to weather.
29th August, 1929. First return flight from Durban and Johannesburg via Port Elizabeth to Capetown.
There were no special cachets nor postmarks.

" THE SPRINGBOK "

- 21st December, 1931. Return flight Kimberley-Upington-Keetmanshoop-Mariental-Windhoek in connection with Imperial Airways Xmas London-Cape Flight. Included mail posted at Kimberley. 2nd February 1932 return inaugural flight on same route of weekly "feeder" service connecting weekly Imperial Airways, London-S.Africa service. As from 8th October 1936 service started from Germiston and flew via Bloemfontein to Kimberley and thence same route to Windhoek.
- 27th January, 1932. First return flight regular weekly Capetown London service via Kimberly, Germiston, Salisbury, Broken Hill, Kisumu, Khartoum, Cairo, Alexandria, Athens, Brindisi and Paris. "City of Basra" crashed at Salisbury mail transferred to "City of Delhi" which crashed before reaching Broken Hill and was carried on by "City of Baghdad". Two of the stages were by rail and mail reached Croydon on 16th February some three days longer than sea mail. Two types of special cover (A) "Springbok" type issued for a return Cape-London flight at Xmas 1931 which did not take place (B) the official cover "Speedbird" type, of which few were carried owing to wide distribution of (a). Connected with services all over the world including Imperial Airways Eastern service to Karachi.
- 19th April, 1932. Oscar Garden, on Capetown-London record attempt carried a small mail. He crashed at Abercorn and mail sent on by surface mail.
- 28th Sept., 1932. Mail from Capetown via Cairo, connected with inaugural flight on 15th October, 1932 of Karachi-Madras "feeder" service.
- 2nd January, 1933. Durban to Germiston by Union Airways Ltd., return flight next day.
- 22nd June 1933. Mail from Capetown via Cairo connected with first flight from Croydon on 1st July 1933 of extension of Imperial Airways Eastern service to Calcutta arrived 8th July.
- 13th Sept., 1933. Mail from Capetown via Cairo connected with first flight from Croydon on 23rd September, 1933 of extension to Rangoon arrived 2nd October.
- 6th December, 1933. Mail from Capetown via Cairo similarly connected with further extension to Singapore which left London on 9th December, 1933 and arrived 19th December.
- 7th March, 1934. Germiston-Salisbury-Blantyre (Nyasaland) "feeder" service by Rhodesian and Nyasaland Airways Ltd.
- 31st July 1934. Mail from Capetown connected with Broken Hill Madagascar and Mauritius "feeder" service. Inaugural flight from Broken Hill 4th August, 1933.
- 4th December, 1934. Mail from Capetown connected with extension of Eastern service to Australia (Brisbane). The Singapore-Brisbane section was operated by Qantas Empire Airways arrived 21st December.

(To be continued).

 " THE SPRING BOOK "

1/2d UNHYPHENATED - ITEMISED LIST OF ITS VARIETIES

By R. D. Allen.

SOUTH AFRICA.

Extended left limb of 'A'	22vg		
-do-	33vc		
White blob under last 'A'	33vd		
Curled downstroke to 'R'	36vf		
Stroke through 'S' (dollar sign)		36Ave;	36Bvf; 36Cve.
Mark above 'R' (Pl 2a & 2b)	36Bva.		

SUID AFRIKA.

Broken 'I' of 'SUID'	33Ava
Open 'D'	22Va

POSSEEL.

pCsseel	22vb	
Broken leg of 'M' in 'INKOMSTE'		22ve
TossFel	22vf	
Broken 'L'	22vh	

HEAD.

Retouched ear	22vd;	33va	
White ball L of ear	33vb		
White patch in front of neck	36vb		
Missing lines of shading between horns			36vc
Barb in ear	36vd;	36Avd;	36Bve; 36Cvd;
Vertical line on nose	36ve;	36Avf;	36Bvh;
White patch retouched	36Ava;	36Bvb;	36Cva
Short horn	36Avb;	36Bvc;	36Cvb;
Missing lines retouched (Gobweb)		36Avc;	36Bvd; 36Cvc
'Snail on buck's breast	36Dvb		

OUTER FRAME.

Solid green square in lower L corner	22vc
Re-entry of frame (slight double)	33vj
Green lines above top left corner	36va
Green oblique line (Africaans) at L bottom	36Bvg
Green arrow at top L corner	36Dvc
Large 'L' at top of stamp	36Dvd
Blob in bottom bar	36Dve
partly printed	36Dvh
blurred	36Dvi

VALUE TABLET.

figure '1' in fraction missing	22vi
Missing stop under 'D'	22vj
Dot in 'D'	33vm
Missing fraction bar	33ve

MISCELLANEOUS.

Streak due to creased paper	33vh
-do- loose paper	33vi
Joined paper	36Dvg

" THE SPRINGBOK "

A BEGINNER'S ADVENTURE WITH SPRINGBOKS

By A. C. Adams

Springboks, hundreds of them, grey, brown, black etc., surrounded by frames of deep green, green, olive-green, etc., typographed by Waterlow & Sons Ltd., typographed by the Government Printer, Pretoria; printed by the rotogravure process; not hyphenated; hyphenated; booklets and coils.

The puzzle is to sort them correctly.

It is assumed that all Springboks possessed are in joined pairs or multiples of pairs, without any further clues, such as margins, jubilee lines, arrows or cylinder numbers. There is no need to give up the task of sorting because it is imagined a tremendous amount of knowledge is required and not possessed; if stamps drop into place without any trouble, there is not much achievement, but if the beginner is really interested, this interest should grow all the more keen as he learns to appreciate one printing from another.

The ordinary stamp catalogue is of very little assistance; it is essential the collector should possess the "Handbook/Catalogue - Union of South Africa Stamps" - otherwise he will not have any knowledge of sequence or indeed of what stamps exist. A good collection of halfpenny Springboks will fill several albums without a lot of expenditure.

Generally speaking all used stamps are cheaper than mint, and in regard to the older issues, used would appear to be more easily found than mint.

Choose used stamps with clear cancellation dates, where possible, as the dates will assist identification.

Mistaken identity may occur, and later, when identity is corrected, it may be necessary to move stamps from album position to another, therefore use rather large mounts - affix to the centre of the pair of stamps (this helps to avoid their separation) and only fix to the album page by the edge of the mount; stamps may then be taken out of the album and remounted several times without disturbance of the mount on the stamp.

And so to work. Sort the stamps into two lots, (a) all those stamps having vertical lines on either side of the thick bars along the top, and bottom of the stamps; this will leave (b) those stamps having horizontal lines on either side of the thick bars.

Dealing with (a) first, it is now necessary to re-sort these as follows:-

- (i) London typographed 1926, perf. $14\frac{1}{2}$ x 14, coils $14\frac{1}{2}$ x 14, booklets 15 x 14; wmk. upright - a lesser number wmk. inverted; Suidafrika one word;
- (ii) Pretoria typographed from same plates 1927 perf. $14\frac{1}{2}$ x 14, booklets perf. 14, coils $14\frac{1}{2}$ x 14; wmk. upright - a lesser number wmk. inverted.
- (iii) Pretoria typographed 1948 reissue perf. $14\frac{1}{2}$ x 14. (Not issued in booklets or as coils. Wmk. upright.

Pretoria rotogravure.

- (iv) 1930-1945. Suidafrika one word; perf. 15 x 14, coils and booklets 15 x 14. Wmk. upright and inverted.
- (v) 1935-1936. Suid-Afrika hyphenated; perf. 15 x 14; coils $13\frac{1}{2}$ x 14; gutter margin sheets perf. $13\frac{1}{2}$ x 14; watermark upright and inverted.

" THE SPRINGBOK "

Stamps (i) (ii) and (iii) have the leg of the R of Africa and Suidafrika curled and thick and thin as though drawn with a writing nib, whereas the leg of the R of stamps (iv) and (v) ends squarely on "the bottom line"

To separate (i) (ii) and (iii) take out (iii) which have pale olive grey centres, much paler than the centres of (i) and (ii): these stamps with pale olive grey centres are the 1948 reissue.

To separate (i) and (ii), i.e. London and Pretoria printings from the same plates - the London prints are on slightly thicker paper; the surface appears chalky and is very smooth to the touch; the greens are generally brilliant; the stamps are well printed; the lines around the Springboks head are continuous and clear, whereas the Pretoria printings are on slightly thinner paper, less smooth, the greens are paler and less brilliant and the lines around the Springboks head have a broken appearance. The Pretoria printings have quite a number of varieties and the London printings very few.

It will be noticed that stamps (i) (ii) and (iii) are perforated $14\frac{1}{2} \times 14$ (except London booklets, 15×14) whereas (iv) and (v) are perforated 15×14 (except 1935 coils and gutter margin sheets which are perforated $13\frac{1}{2} \times 14$ and are somewhat uncommon.

Stamps (iv) and (v) have the leg of the R of Africa and Suidafrika finishing squarely on the bottom line; (iv) Suidafrika one word, (v) Suid-Afrika hyphenated.

In September 1935 some stamps (v), with Suid-Afrika hyphenated, were printed in continuous sheets, perf. $13\frac{1}{2} \times 14$, some being cut into rolls (coils) of 500 and 1200 stamps; not all the sheets were cut in this way, some being cut into lesser sheets of 240 stamps; there were obviously no top or bottom margins, there were however side margins and a central vertical gutter margin, hence these sheets are known as gutter margin sheets and are not common. Watermark upright or inverted.

To generally summarise, I have dealt with all stamps having Springboks heads with vertical fine lines on either side of the top and bottom thick bars; with curved leg of R in London and Pretoria printings including the 1948 reissue; with Suidafrika one word, typo: Suidafrika one word Roto; Suid-Afrika hyphenated Roto.

(To be continued)

Union Handbook/Catalogue 0.96a - 2d Official

Can any or will any member assist with information about this rather mysterious stamp which came to light only by the chance finding of a used copy?

It is the small 2d stamp with small overprint and word "Official" on the left hand side, reading upwards. It is known in used condition as follows:

One vertical pair; two horizontal pairs; two used singles and all but one single are in the hands of members of the Society.

It is known that a few sheets were printed and distributed to Government departments for normal use and in fact one horizontal pair was on mail from the Commissioner for Inland Revenue at Pretoria but alas the stamps were taken off the cover. Another pair has the slogan "Do your Duty, save petrol" on them but again the item was taken from cover without a record of date. A single is postmarked Johannesburg 51.

This is the sum total of our information. Can you add to it? C. E. S.

PRESS REFERENCES

SOUTH AFRICAN PHILATELIST (February 1954): "Union Notes" includes New Printing of 5/-d Pictorial; Misaligned Perforations on Current Pictorials; Missing Perf. Variety of 3d. Victory, etc. W. L. Freshwater contributes notes on Harrison Essays. T. B. Berry continues his notes on current Official overprints. The Condensed Type of Bloemfontein O.F.S. Postmark by W. Newlands. Further instalment of G. N. Gilbert's Historical Notes on Basutoland, and The Postal History and Stamps of Swaziland by Dr. Harvey Pirie.

SOUTH AFRICAN PHILATELIST (March 1954): "Union Notes" is devoted to the New Orange Free State Centenary Issue, and the New Printing of the 6d Pictorial, with further notes on Misaligned Perforations. Basutoland (G. N. Gilbert) and Swaziland (Dr. Harvey Pirie) are carried one step further towards completion.

STAMP MAGAZINE (May 1954): illustrates a photograph of a block of 1d Cape Centenaries with centres partly missing.

STAMP COLLECTORS' FORTNIGHTLY (April 17th): "The Post in South Africa - Union of South Africa" - a further article in the series by E. G. Ardouin.

GIBBONS STAMP MONTHLY (April 1954): In "Through the Magnifying Glass" C. P. Rang describes the redrawn 5/-d from cyl. 8/72, now listed separately in their catalogue. Latest printings of the 6d, 2/6d and 5/-d noted in "Stamp News in Brief".

STAMP COLLECTING (19th March): An old favourite, the 6d Pictorial, Die 1, S.G.61, is remarked on favourably by "Pyndem". In the issue of 2nd April some amusing political cartoons are reproduced from South African newspapers of "Suggested stamp designs".

A. J. B.

" THE SPRINGBOK "

CORRESPONDENCE

Dear Sir,

In your September/October issue, Mr R. J. Clayton reported finding two distinct screens having been used apparently for the 1½d Bantam W. E. issue.

I have examined some blocks and pairs in my collection which I had included as they differed in shade of colour apparently but after Mr Clayton's note the answer is more obvious.

The lighter tone stamp under a low power lens, shows a regular dot type cross line screening whereas the darker tone stamp has an irregular screen similar to the 3d Plate 6 issue, illustrated on page 138 of the Union Handbook/Catalogue.

A similar thing occurs on the 1½d Bantam Gold Mine issue and possibly our South African members can throw more light on the subject.
W.G.R. Wilby, Bristol.


Dear Sir,

For your examination I enclose a block of four and strip of three 1d Hyphenated, both postmarked 1939 which show a distinct blind perforation at the intersection of the horizontal and vertical perforation.

There does not seem to be any reference to this in the Handbook and I wonder if some Member can throw light on this point?

J. Hammond, London.

Mr J. Robertson writes from South Africa anent the query from Mr Giles about coloured postmarks in South Africa saying that the red Durban postmark is part of the Durban Philatelic Exhibition postmark of 1928 which was applied in red to all mail posted at the Exhibition. Coloured postmarks are seen frequently on Unions through the wrong pad being used. On the question of fiscals, Mr Robertson points out that high value postage stamps may NOT be used for fiscal purposes excepting that any postage stamp of the value ½d and over may be used as a ONE PENNY revenue stamp on documents on which the stamp duty is 1d only. An interesting point is that when the duty is 2d (as on cheques in S.A. now) two 1d ordinary issue pictorials must be used and NOT one 2d pictorial nor two 1d commemoratives as 1d commemoratives may only be used singly on documents.




(III)



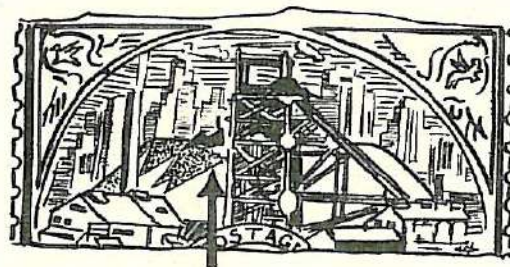
(IV)



(V)



(VI)



(VII)



(VIII)



" THE SPRINGBOK "

MEMBERSHIP INFORMATION

New Members:

- No. 283. Gaudenz Muller, Winkelriedstrasse, 69, Berne, Switzerland.
284. F/Lt. R. J. T. Buchanen, R.A.F., Teffont Ewyas, Salisbury, Wilts.
285. F. J. P. Reynoldson, 9, Brendon Road, New Eltham, London, S.E.9.
286. Major C. C. Seaford, M.C., R.A., Barrow House, 90, Whistable Road,
Canterbury, Kent.

Change of Address:

84. A. W. Cousins, 18, Pennine Drive, Cricklewood, London, N.W.2.
153. Philatelic Society of the Western Rand, 157, Durban Deep, Roodeport, Tvl.,
South Africa.

Resignations:

21. H. P. Macdonald, Orpington. 67. E. K. Gibbs, Plymouth.
130. S. A. Shingler, Kilgetty. 215. C. Maides, Brighton.

Deceased:

133. J. C. Arkless, Newcastle.

=====

CHECK LIST OF RECENT PRINTINGS, AS FROM 1.1.1954.

Due to the fact that there is very rarely an official announcement of a new printing or issue being put on sale on a certain date, it is virtually impossible to state definitely when most new printings etc., are put on sale so that only approximate indications can be given.

Early January. 5/-d all screened printed from new cylinders Interior 8 and Exterior 72. Grey-black and dull green. Printed in two complete half panes of sixty stamps with cylinder numbers bottom right corner. Large perforations. Distinguishable by shade and changes in letters "A", "H", and "U" on English stamps only.

23.2.54. O.F.S. Centenary issue. 2d and 4½d from cylinders Interior 1 and Exterior 104 and 11 and 104 respectively. 1d -, sepia and red-orange; 4d purple and grey. Printed in complete sheet of 120 divided into two panes 60 stamps by gutter margin Cylinder numbers all four corners each pane.

Early February. 6d all screen printed from new cylinders Interior 85 and Exterior 32. Green and deeper vermilion. Printed in sheets 240 with cylinder number bottom right hand corner One printing and ribbed or corrugated gum whilst other has usual smooth gum appearance.

February. View postcards. Set of 32 reprinted in green ink.

=====