
THE SPRINGBOK



Volume 5 No. 1 January/February 1957

" THE SPRING BOK "

TABLE OF CONTENTS

Editor's Chair	Page 3.
When the Postman Nodded, by L. E. Orkin	4.
One Penny van Riebeck's Ship, by R. J. Clayton	8.
Semper Aliquid Novum ---, by A. J. Brown	11.
Kiloware - One Pound, by R. McDougall	15.
Correspondence	16.
Picture Page	17.
London Group Meeting	19.
Important Notice	19.
Membership Information	20.
Puzzle Corner	20.

Hon. Editor

C. E. Sherwood, 105 Marford Crescent, Sale, Cheshire, G.B.

All correspondence to be addressed to the Editor, who invites communications, but does not accept any responsibility for any views so published.

Magazine available by subscription to the Society only
15/- (£2.25) per year.

Chairman:	R.D. Allen, 82c Hackford Road, Brixton, London, S.W.9.
Committee:	F.C. Abell, 246 Stockwell Road, Brixton, London, S.W.9.
	Edw. Lauder, 1 Cairnhill Road, Bearsden, Glasgow.
	W.A. Page, 6 Barnes Cray Road, Crayford, Kent.

The Editor's Chair

Here we are starting Volume 5 and wishing you all a Very Happy and Prosperous New Year. What about making it happier for the Society by increasing our membership? Yes, this point is continually being brought forward but as little notice seems to be taken of it, the only thing we can do is labour the point until somebody does do something! With this issue you will see the name of one new member and three resignations - if it continues to slide on such a scale, the point will soon be reached where it becomes a question of increasing the subscription or ceasing publication. For the record, one resignation is due to emigration, one due to ill health and the third - no explanation given.

We are pleased to welcome a contribution from Mr Orkin which gives rather a novel aspect to Union philately - we only hope there will not be heartburning in the S.A. Post Office!!

Very soon, there will be only the last animal set on sale in the Union as the supplies of the previous $4\frac{1}{2}$ d, $1/3$ and $1/6$ are practically exhausted. It is understood that there are not any sheets of the 1d and 2d stamps available at the G.P.O., Pretoria which bear cylinder numbers. Talking of cylinder numbers, it would seem that a new one has been used for the 2d value although we have not received this information officially so cannot pass any pertinent comments. (No. 20)

It will be seen that the venue for this year's A.G.M. and Exhibition has been changed, although in fact it is only a few minutes removed. We had a very good attendance in 1956 and hope to do better this year, so make a note of the date now.

Reverting to the question of membership in an effort to help we are making a special subscription rate available this year, i.e. 25/- to cover 12 months' subscription and Part I of the Union catalogue postage paid. In the dollar countries, this will be \$3.50. It is hoped that this saving in the initial expense will prove of some encouragement to those collectors on the brink, as it were, of becoming Union enthusiasts. This special offer applies to any part of the world by the way, and not just the U.K., Canada, or the U.S.A.

More contributions are still wanted for as you know, the magazine is comprised solely of reading matter and therefore articles are used up at a rather faster rate.

WHEN THE POSTMAN NODDED

by

L. E. ORKIN

Three assumptions are made in this article on irregular South African postal cancellations. One is that in terms of the postal regulations, postage stamps must be cancelled in black ink, the second is that red ink must be used for "paid-betaald" and meter cancellations and the third is that in the Post Office it is the postman who is responsible for cancelling letters and "looking after" automatic and hand cancellers. Rules one and two have been broken on numerous occasions and the postmen of many offices (mostly in the Transvaal), if my third assumption is valid, have been responsible for numerous errors in cancellations.

One of the commonest mistakes is to leave the cliché or slug "paid-betaald" in the automatic canceller after it has ceased to be used to cancel letters for which pre-payment has been accepted. Illustration No. 1 shows the effect of this mistake - the cancellation is however, is black ink.

I have examples of this "faux pas" from
Rodepoort 5/7/54, 7/7/54, 17/5/55, 18/5/55,
Klerksdorp 26/11/54, 26/1/55, 31/1/55, Benoni,
Germiston, Johannesburg "A" 2/9/54, 3/9/55,
Pietersburg, Springs, Standerton, Vereeniging,
Cape Town and Port Elizabeth.

I have just as many examples of the use of the red "paid-betaald" automatic canceller to cancel postage stamps. I have seen no actual case where the "paid-betaald" slug having been removed, the automatic canceller is applied to stamps using red ink but examples of machine cancellations in blackish-brownish-red (due to an admixture of the two inks) are numerous both with and without the "paid-betaald" slug. Whether this is due to failure to empty the reservoir of black ink before adding red or vice versa I do not know - the result is an unusual cancellation. I have examples from Krugersdorp in October and November 1954, of a piebald machine cancellation which looks like the efforts of a typist operating on the middle of a bi-colour ribbon. In August 1954, the same thing happened at Eoksburg.

We come next to numerous instances of the postman's attempt to remedy his mistake. One wonders whether it is wise to attempt to improve on a faulty cancellation once it has been imprinted as only a stamp collector, postal official or other trained observer would notice the original mistake,

whereas the "touched-up" affair cries out to high heaven. Examples emanate from Benoni, 2/11/54 and 13/8/55, where the postman has almost succeeded in obliterating the faulty red impression by superimposing almost exactly the correct black one. In one case, the impression of circle and wavy lines is the same in both colours apart of course from the "paid-betaald" cliché in red. In the other cases straight black lines with "Buy South African" between are superimposed on wavy red lines. In a third case, the first impression is in reddish-black with an over-print of black.

There is one interesting example emanating from Vryburg where the "paid-betaald" machine canceller in blackish-red misses the stamp completely. Wrong colour, wrong canceller, missed stamp and no hand canceller - you nodded with a vengeance, Mr Postman, that August day in Vryburg! Six months later at the same Post Office the automatic canceller was used upside down.

In September, 1954, a letter posted at Boksburg was cancelled at 10.15 a.m. with a red "paid-betaald" cancellation and 3³/₄ hours later the letter again went through the machine to carry the conventional black superscription.

There is an example in June 1954 of a similar occurrence at Germiston both the red "paid-betaald" and black endorsements apparently being applied at 8 a.m.

On 7th May, 1955, the conventional black machine cancellation at Germiston consisted of a reversed circular town cancellation together with an upright "Buy South African" slug. This masterpiece of "nodding" forms illustration No. 2.

At 8 a.m. on 10th February 1955, at Germiston, we have another permutation. Two 1d Wildebeest stamps were originally cancelled in black by the "paid-betaald" slug. About the same time they were further obliterated, without the slug, but the waving lines curve in opposite directions. This seems to be worth illustrating as No. 3.

Vereeniging in 1954 and 1955, furnishes examples of most of the machine cancellation errors with attempts to rectify which emphasize the original mistake. Brakpan in May and again in August 1955, furnishes examples of the inverted town circle, in conjunction with a "Buy South African" slogan slug, as does Standerton in November and December 1954 (wavy lines) and May 1955 ("Buy South African")

The sole exhibit from Bloemfontein is a black "paid-betaald" cancellation on an unstamped envelope, addressed to a government department under the typed caption O.H.M.S.

Another interesting example, of which there are three copies, is dated 31st March 1955, and consists of machine cancellations in black retaining the slug "paquebot".

These Cape Town envelopes were not posted from a boat as they contained returns to a government department from three separate Cape employers who could hardly all have been travelling by boat on the same day with the returns still in their possession.

In many cases where an erroneous slug or colour has been used to cancel postage stamps, the matter is "rectified" by using the ordinary killer. The same applies to the incorrect original use of the red "paid" killer to cancel a stamp. I have examples from Witbank (April 1955) and Potchefstroom (February 1955). A Rustenburg killer "paid" cancellation in red came through unaltered and without any superimposition.

In June, July and August 1955, letters to Pretoria addresses coming from places as far apart as Cape Town, Margate, Verulam, Port Shepstone and Stanger were re-cancelled at Pretoria though apparently quite correctly addressed and stamped on dispatch. The re-cancellation took the form variously of one machine cancellation superimposed on another, a machine cancellation on a killer cancellation, killer on machine and killer on killer. The reason for this procedure which usually involved a difference of three days in the dates, is not apparent.

There is one example of a correctly addressed envelope going through Johannesburg "A" and Johannesburg "D" machines on 6th and 7th March 1956. In another the envelope went through machine canceller 2 on 1st March 1956, through machine canceller unnumbered on 2nd March and received killer 102 right over the stamps on 5th March. There is probably in this case some excellent reason for the plethora of stamp slaughtering. In a further case, at 9.30 a.m. and 1.30 p.m. on 13th August 1955, an attempt was made to cancel a 2d Zebra stamp in two different machine cancellers. When both attempts failed the stamp was obliterated in indelible pencil. On 17th June 1955 at 5.30 p.m. machines X and E attempted to obliterate a vertical pair of animal pennies but the bottom stamp missed the "automatisation" as well as any attempt to rectify by pencil or killer.

I have two examples each of twopenny revenue stamps both Queen's Head and Coat of Arms passing through the post without surcharge.

There are several cases of the use of the normal killer especially Johannesburg 125, in conjunction with violet ink from an ordinary rubber-stamp pad.

I have an example of what appears to be a "Double" or "bounced" strike of an automatic canceller at Kroonstad, on 26/6/56. The best example, however, of a "double" strike that I have seen emanated from Tidburys Toll

killer on 10th June 1955. It will be seen from the illustration that the doubling is confined to letters and numbers in the name and date. The outer and inner circles and heavy broken lines appear to have held their ground. No.4.

I have an envelope which was delivered to a Box number in Pretoria without any cancellation. It contained a pair of Dromedaris 1d stamps each initialled and dated as on a receipt. I have also numerous pen cancellations but these I feel sure were applied by wide-awake postmen who noticed that stamps had come through "unkilled".

I illustrate other unusual items viz. (5) Vereeniging cancellation 11 X A 59 (6) Orkney Station with 12 IV 55 upside down (7) Middelburg killer with braces and belt for safety first viz. (Transvaal) after the name as well as T at the bottom. May I "touch wood" that T at the bottom does not signify something other than Transvaal?

We now come to the "temporary" killer which I understand contains movable type and is issued to post offices for use while "pudka" killers are being prepared. Some of the amusing items spotted are illustrated:-

8 and 13 represent MAKWASSIE (Anglice Maquassi). In both examples, the date JA 27 has got itself included, in a kind of tete beche state, with the town's name in the circumferential text. The postman liked AP 5 for the April but 6 JY for the July date. The postman at Brakpan really went to town in items 9-12. On 6th June 1955 he inverted the all-numeral date and then rectified it. In September 1954 he preferred the abbreviation SP for the month with the year in the circumference but in April 1955 he went nap on Roman Numerals for the month. In April and June 1955 there were undecipherable "figures" to the left of Brakpan. These were not there in September 1954.

For good measure I illustrate a case which is not attributable to that good public servant, the postman. No.14 is the "nodding" of an industrialist or business man who has reversed Johannesburg in his meter cancellation.

Finally I illustrate a cancellation (No.15) which is no more to be seen since the United Kingdom abandoned its naval base at Simonstown. R.I.P. or Responsibility is Postman's!

P. S. Re-reading this article and checking the dates roughly, it seems not impossible that much of the nodding in the Transvaal was done by one individual, perhaps an accident-prone relieving postman. One can only hope that if this is the case, the article will not be read by his supervisor.

One Penny van Riebeeck's Ship

by R. J. Clayton

I have wished for a long time that somebody with brains, leisure and a goodly supply of material would let us have a series of articles on this stamp in its various manifestations. We have the excellent series of articles on the halfpenny Springbok" by Mr P. D. Haigh in the First Volume of the Magazine, and Dr Gordon Ward has produced a most admirable and learned booklet on the same stamp, but I know of no comprehensive study of the penny which in its way is, in my opinion, almost as interesting. Most certainly I cannot attempt anything of the sort, but Mr Sherwood's passionate appeals for materials for the "Springbok" have not been lost upon me, and in the hope that those better equipped mentally and materially than I am will correct my errors, fill in my gaps and in fact reflect, "Well, dash it, I may not know much but at least I know more than poor old Clayton", I am going to have a shot at putting down what I do know or fancy I know.

First of all let me say that I most certainly cannot pretend to be able to allot to its proper printing every stamp. Second, I don't think that I have very much to say that is really original; it is largely a re-hash of the Handbook/Catalogue. Third, there are considerable lacunae in what I do intend to attempt, namely to take the list of printings, plates or what-nots given in the Handbook and suggest means for allotting to as many as possible some stamps so that one's collection may be at least something more than a mere conglomeration of random shades, varieties and postmarks. For this purpose, I shall assume that the material is "used" as the date of the postmark is frequently of assistance in placing a stamp and also that controls are not available. If you have these controls, it is, of course, easy.

I think that for most beginners sheer bewilderment daunts them when they first open the Handbook and I propose to attempt to suggest methods whereby this bewilderment can be overcome - in fact to provide a method of procedure when confronted by a quantity of stamps and the Handbook.

The Penny van Riebeeck's Ship stamps fall into the following groups and the first step is to sort them into corresponding piles. If anybody does not know how to do this, he had better learn because I do not propose to encumber these articles by telling him.

- I. Typographed.
- II. Roto. Unhyphenated.
- III. Hyphenated.
- IV. Ditto. Reduced format.
- V. Ditto. Screened.
- VI. Hard Horizon.
- VII. Coils monocoloured.

Each of these groups can be sub-divided into a greater or lesser number of plates printings or what-have-yous and it is possible to allot some stamps to some plates with confidence and to arrange others in some sort of tentative order without the necessity of controls or cylinder flaws by means of an intelligent guess and the elimination of impossibilities.

GROUP I. TYFOGRAPHED

I suggest that for most people, honour will be satisfied by collecting in pairs stamps from the following sources:-

1. London Sheets (H/C 23).
2. London Booklets (H/C B6).
3. London Coils (H/C R6).
4. Pretoria Sheets (H/C 34).
5. Pretoria Booklets (H/C B7).
6. Pretoria Coils (H/C R8).

It should be possible in most cases to tell whether any of the sides of the stamp have been torn or guillotined. If a stamp has been guillotined at top or bottom or on the right and top or bottom, it is from a booklet. Stamps with perf. 14 are from Pretoria Booklets whether guillotining can be distinguished or not. All other stamps of this group have perf $14\frac{1}{2}$ x 14 according to the Handbook Supplement. This is plainly right and the Original Handbook is wrong in stating that the London Booklets have perf. 15 x 14. At all events, the guage is the same.

In the same way at least some coil stamps appear to have both sides guillotined. It has been suggested that they were separated by hand and in that case they cannot be distinguished from stamps from sheets. I have, however, a single stamp which is quite plainly guillotined on both sides and I have also some halfpenny stamps which are guillotined in the same way including a single with what appears to be a join.

It is sometimes not easy to say with certainty whether a stamp is from a London or a Pretoria sheet. If a piece of side margin is attached, of course there is no difficulty, but even if there is not, it is usually possible to find in any lot of stamps some which can be allotted with fair certainty. If you can read that the date on the postmark is in 1926, then the stamp is from the London printing, but otherwise there is only the general appearance of the stamp to go on. Generally speaking, the better the quality of the printing, the more likely it is to be from London, and the worse the more likely it is to be from Pretoria.

I know of no way of distinguishing the different plates (three in all) of the Pretoria printings, except by the controls listed in the Handbook. Incidentally, I have some bottom left hand corner stamps and the jubilee lines are distinguishable from each other; but I do not know how to allot them to plates. Can anybody tell me please?

There is a suggestion that two or perhaps more dies were used in the production of this stamp and a full article on the subject appears in the "Springbok" Vol. IV No. 5. Personally, I consider that this, to say the least, is not proven one way or the other. May it not be that the difference in the stamps (which is undeniable) is due to differences in the ink, or, as is mentioned in the letter quoted in the article, from the Royal Mint, to wear of the plates. It seems to me that there are too many intermediate stamps in which the differences appear in various degrees to make it likely that there was more than one die. However, the question needs further study like so many aspects of South African Philately.

By the way, at least the sheet and booklet stamps from both London and Pretoria are found with both upright and inverted watermarks, though the sheets are much more common with upright. I have never seen a coil stamp of this group with an inverted watermark, but I cannot say that there is no such thing.

(to be continued).

SEMPER ALIQUID NOVUM

Despite all that has been compiled about the $\frac{1}{2}$ d Springbok, including the masterly study by Dr Gordon Ward, F.R.P.S., L., it still retains its engrossing interest for the student, as the last word has yet to be written, if, indeed, it ever will be. As far as the unhyphenated printings are concerned, although the 1956 Supplement to the Union Handbook/Catalogue contained a complete re-listing of this stamp, including a printing hitherto unlisted and entirely new to most collectors, it seems evident to the writer that there are still some inconsistencies which require elucidation.

At this point, it may be worth while to recapitulate the listing of the headings in the Supplement in abbreviated form. (NOTE: The various combinations of head and frame cylinders have always been referred to in the various specialised catalogues as "plates", in spite of the inaccuracy of this term as applied to rotary photogravure printing: since we are more or less stuck with this term, although Dr Ward's "cylinder-set" is much more accurate, it is retained throughout this article. The words "head" and "frame" have been substituted for "interior" and "exterior" purely as a personal preference of the writer, as being more descriptive.)

Catalogue Supplement Listing of Unhyphenated $\frac{1}{2}$ d.

Cat. No.

36. PLATE I: Head cylinder I/Frame cylinder I. Lines of shading round buck's head full and strong. No white patches in head shading or retouches on any stamp.
- 36A. PLATE II: Head cylinder I/Frame cylinder II. Head shading weak. White patches in shading on buck's muzzle on row 1/12, in front of buck's neck on row 4/11, and between buck's horns on row 9/5; no retouches on any stamp.
- 36B. PLATE IIIa: Head cylinder Ia/Frame cylinder II. Reduction in density of head shading and retouches present on buck's muzzle row 1/12, in front of buck's neck on row 4/11, and between horns on row 9/5.
- 36 C/D. PLATES IIb, IIc. (These are really only shades of Plate IIIa, known as "Cleaned Plate" (inaccurately), and "Splintered Horns" printings respectively.)
- 36E. PLATE III: Head cylinder III/Frame cylinder III. From entirely new head and frame cylinders. (Although not stated, by implication it suggests that there are no white patches or retouches on this plate.)

It will be seen that the Supplement clearly states that stamps from Head cylinder I/Frame cylinder I (i.e., from sheets with arrows illustrated in the Handbook/Catalogue as Plate I), exist only without any of the white patches in the head shading. This is a complete contradiction of all earlier catalogue listings of Plate I, which was hitherto stated to have been the plate with the white patches in the head shading.

It seemed odd to the writer that if the printing with Plate I arrows did not exhibit these white patches that the contradictory listing should have lingered so long without correction in the earlier catalogues. Furthermore, in Gilbert's listing in the SOUTH AFRICAN PHILATELIST of the unhyphenated issues, where he was apparently working directly from post office sheets, it is stated categorically that this printing did exhibit the white patches. Obviously this called for investigation, providing one could lay hands on suitable material for study.

A short time ago, Mr R. J. Lawrence, a member of the London Group, drew my attention to some specimens in his collection from row 4/11, with the white flaw in front of the buck's neck, which seemed to him to call for some explanation. On one pair, in addition to the white head flaw, a frame flaw was visible in the form of a tiny green dot outside the frame at the top left; on another pair, also with the white flaw, this dot was absent. Subsequent reference to a pair from the same sheet position from the first "Official" overprint showed that this green dot was constant. Furthermore, Mr Lawrence had also a block of four containing the pair above, on which the white flaw occurred in conjunction with the green line through the right spandrel (catalogued as 36A/B/C/D Vd) on row 3/12, and on this block the little green dot was absent. It appeared likely, therefore, that two printings existed with the white patch on row 4/11, from two different frame cylinders. Since the first "Official" overprint undoubtedly bore Plate I arrows, and since the variety with the green line through the spandrel was known as a Plate II flaw, these two frame cylinders were almost certainly the first and second frame cylinders. It was also noted by Mr Lawrence that on the specimens from what was suspected to be the second frame cylinder, the white patch had the appearance of being slightly greater in area than on the other pairs.

If we were right in our assumption, then it followed that the Supplement had omitted a printing which presumably came between its Plate I and Plate II, in which the white patch occurred in conjunction with the frame cylinder with Plate I arrows. It was thought likely that a block might be found from rows 3 and 4, stamps 11 and 12, which would exhibit the white flaw in front of the buck's neck on row 4/11, but without the green line through

the spandrel on row 3/12, which would further confirm Plate I origin. Since neither of us were able to find such a block in our collections, Mr Lawrence made one or two enquiries, with negative result, from other collectors. It was known that the L. A. B. Sharpe collection, belonging now to the Royal Philatelic Society, contained a number of large pieces of the unhyphenated $\frac{1}{2}$ d printings, and the writer was able to inspect these in the hope that the necessary evidence would be forthcoming.

This collection contained two pieces which do, in the writer's opinion, definitely confirm that the white patches occur in conjunction with Plate I arrows. In one case, a block of eight stamps from rows 1 to 4, stamps 1 to 12, which shows the white patch on row 4/11, the small green dot above the frame on the top left, and no green line through the spandrel on row 3/12. In the other, a large block of twenty-four stamps from rows 9 and 10, stamps 1 to 12, which shows sufficient of the side marginal arrows to determine that it was from the Plate I frame cylinder, and on which on row 9/5 the shading between the horns is very weak and unretouched.

Although the writer has not seen any material confirming the existence of the newly-discovered printing listed for the first time in the Supplement to the Handbook/Catalogue, i.e., that from frame cylinder I with Plate I arrows, without any of the white flaws on rows 1/12, 4/11 and 9/5, the fact that the editors state that their new listing is compiled "as a result of further research", suggests that they are quite satisfied that this printing does exist, and must be included in any revised table of printings.

To sum up, we now have evidence that

(a) the white flaw in front of the buck's neck on row 4/11 exists in two states:

1. With a small green dot above the frame at the top left, and without a green line through the right spandrel on row 3/12 above.
2. With no dot above the frame, but with a green line through the spandrel on row 3/12.

(b) the stamp from row 9/5 exists with weak head shading between the horns, and Plate I arrows.

It is suggested that the following table, compiled with particular reference to the flaws on rows 3/12, and 4/11, embraces all the printings of the unhyphenated $\frac{1}{2}$ d so far established.

" THE SPRING BOOK "

Printings of the Unhyphenated $\frac{1}{2}$ d 1931-36.

- I. Head cylinder I/Frame cylinder I. Arrows as Plate I illustrated in Handbook/Catalogue. All lines of shading round head strong; no trace of white patch on 4/11; green dot above frame at top left on row 4/11; no green through spandrel on row 3/12. (H/C "Plate I" cat.no.36).
- II. Head cylinder I/Frame cylinder I. Arrows as Plate I ill. Lines of shading round head weak; white patch and green dot on row 4/11; no green line through spandrel row 3/12. (H/C uncat.)
- III. Head cylinder I/Frame cylinder II. Arrows as Plate II illustrated in Handbook/Catalogue. Lines of shading round head weak; white patch slightly larger and no green dot above frame on row 4/11; green line through spandrel on row 3/12. (H/C "Plate II" cat.no.36A).
- IV. Head cylinder I/Frame cylinder II. Arrows as Plate II ill. White patch retouched and no green dot on row 4/11; green line through spandrel on row 3/12. (H/C "Plate IIa" cat.no.36B).
- VI. Similar in every way to Printing IV but "Cleaned Plate" appearance. (H/C "Plate IIb" cat.no.36C).
- VI. Similar in every way to Printings IV and V, but "Splintered Horns" appearance. (H/C "Plate IIc" cat.no.36D).
- VII. Head cylinder II/Frame cylinder III. Arrows as Plate III illustrated in Supplement. Lines of shading round head clear and strong; no trace of white patch or retouch on row 4/11 (or any other stamp); no green dot on row 4/11; no green line through spandrel on row 3/12.

Very little information seems to be available to indicate the dates of first appearance of any of these printings, except the first. Gilbert suggests that his "Plate I" (Printing II above) was only in use for a short while, since Plate II made its appearance quite early in 1931. He also says that Plate III is only known with 1932 dates, although it is believed to have appeared in 1931, and that it also was on sale for a very short time. Certainly stamps from frame cylinder II are much the commonest met with. The writer has been able to complete a reconstructed sheet from frame cylinder II with the exception of six stamps, about one-third of a sheet from frame cylinder I, and less than a dozen stamps from frame cylinder III.

In conclusion, the writer must acknowledge his debt to Mr R. J. Lawrence as the inspiration of the study, and to Mr G. N. Gilbert for his original study not only of the $\frac{1}{2}$ d, but of all the other values in the unhyphenated series, without which this would never have been written.

KILLOWARE - ONE POUND

Have you ever noted accurately just what you get in the Kiloware you buy? Or do you, after sorting out the items you want, pass on the remainder to other collectors, nephews, nieces, etc., as I have done in the past?

I bought a pound of Kiloware recently and, scanning the large pile of 1d and 2d of the Animal Series which I realised I would have to float and sort thoroughly, I decided I could float and sort everything without much extra effort.

Spending two hours each day, I took two days to sort the parcel and six days to float everything except the few pieces with postmarks which I wanted separately and the War Effort Bantams which were mainly singles. The time spent "floating" could have been much less, but, as I can't leave anything lying around, I had to have each "float" sufficiently dry to put away each day.

At this point, I was going to include a complete list of all issues found and the number of singles, pairs, etc. of each, but two pages of figures are not very interesting. The main bulk of the parcel is made up of 200 of the various issues of the 1d Ship; 120 Small W.E. 1/2d; 154 small Union Buildings; and, of course, the Animal Series of which the 1d and 2d are split up as follows:-

2d Zebra - Singles 898, Pairs 4, To examine 341	Total 1247.
1d Gnu - Singles 516, plus 199 to examine	
Pairs Horizontal 120, " " 166	
Pairs Vertical 39, " " 34	
Strips of 3 9,	Total 1460.

For the remainder, let it be sufficient to say that low values of nearly every issue from the Large War Effort to the Animal Series are included in a grand total of 3824 stamps. (In addition there are about 400 various issues of Rhodesia, Kenya, Nyasaland, etc.) You will notice in the split-up of the 1d and 2d that I have shown a number "to examine". This includes all dots, spots, blemishes, and flyspecks visible to my eye without the aid of a magnifier - but my eye is pretty sharp so some very small flyspecks are included.

Scrutinising these very carefully, mainly with a magnifier in order to find additional dots to aid in verification, I have found various varieties which appear to be constant - 52 in the 2d Zebra and 48 in the 1d Gnu. From the Handbook/Catalogue, I have found variety Va of the 2d "Flob on the numeral 2 of the value", also these varieties of the 1d Gnu:- Va - "Extra stop to right of 'd' of '1d'", Vb - "Dark dot below VE of REVENUE", and Vf - "Red dot in gutter between stamps". This last is a definite, pale-red spot in the gutter above the UI of Suid, but there is an equally definite spot of violet colour in the gutter of the 2d below the I of AFRICA, but since this spot is rather close to the perforations, it may have been overlooked, in fact, in one

of my copies, the spot is actually cut in two by a perforation. In a similar way, in the 2d, there is an extra stop to the right of the "d" of the value which is slightly more definite than variety Va of the 1d. Perhaps somebody has already noticed these "varieties" and drawn your attention to them? In that case, may I plead my ignorance due to a two-year lapse from Stamp-collecting caused by pressure of work?

I should add that the "constantness" of the 100 variations found is vouched for by two copies at least, and by more than one flyspeck on each.

Have I become too interested in flyspecks, to the detriment of other collecting? I have certainly found it amusing, and have even ordered another "pound of kiloware", but perhaps I have been warned? Being short of a Stock Book in which to keep the stamps, I used the pages of a book to keep them in order. The book? Steinbeck's "THE GRAVES OF WRATH".

CORRESPONDENCE

Dear Sir,

THE 2d UNION BUILDINGS.

I must apologise for the usual crop of errors in the above titled article. As you are aware, it was written and despatched in such haste that I did not even have time to get it typed.

Corrigenda.

1. Note 4 should read "i and j" instead of "j and k".
2. In the table of multi-positive flaws "9x3 - S.W. corner of E extended downwards" occurs in all printings and is not absent in Plate I as shown.
3. The approximate dates of issue are not given very clearly in the check list. Plate I appeared "on or about April 10th 1931" vide S.A.P. Plate II first appeared in October 1931 for certain and possibly earlier. Plate III first appeared as early as October 1933.

The dates of the various printings from Plate II and III can only be inferred and have not been fully investigated but the following may be helpful.

- a) The indigo and violet printing from Plate III (SG.44b) was the last un-hyphenated 2d circa 1937/38. The H.B.C. lists two shades dark and pale.
- b) The last printing but one (circa 1936) had a definitely bluish black centre and a frame similar to the previous printing.
4. Rolls. Since writing the above it has occurred to me that the writer of the note in the S.A.P. July 1932 might have been referring to the economy strip from the booklets which would be in blocks of 10 x 2 and not in one long strip of 20 stamps. All the same I still stick to my theory.

Caeculus.

Dear Sir,


Regarding the query "by hand of pilot" it was the custom during the war to entrust important letters sometimes to Pilots - usually of the top secret "the man who never was" type and the poor old pilot had to hand it over to a particular person on arrival and get a receipt for it. Very often the pilot had to keep the letter on his person all the time so that the endorsement "by hand of pilot" was meant almost literally.

Richmond.

E. Kinsey.

P. S. Reference my letter in the last issue please note the "Comet" carried mail FCR and not from the countries mentioned.

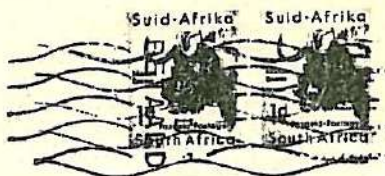
1



2



3

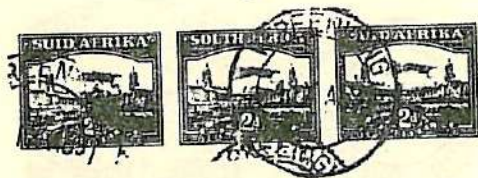


4

*Non-employment & insurance
Fund Nelson.*




5



6

N.B
Date is
upside-down.



7

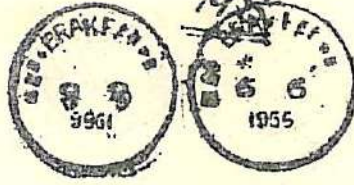


8



9

10



11



12



13

POSBUS } 7
P.O. BOX }

TELEPHONE } 1
TELEPHONE }

MAQUASSI GARAGE
Duco Spraying and Panel Beating



14

SENDER
BOX
2283
JOH'BURG



15



" THE SPRINGBOK "

LONDON GROUP MEETINGS

- Next meeting 12th February - War Efforts including Bantams.
12th March - Each member shows minimum 2 sheets (or pays
1/- for dodging!)
9th April - ½d Springbok - Dr Gordon Ward - a discussion.
14th May - Annual General Meeting - 6 sheet competition.

As should be well known, Mr W. A. Page is Secretary of the Group, and will be very pleased to answer any enquiries about the Group and its activities. Needless to say, any member of the Society is always very welcome at the Meetings whether just "passing through" or an intending regular.

Be it known, far and wide, that the 1957 Annual General Meeting of the Society and the Exhibition will be held at the Bonnington Hotel, Southampton Row, London, W.C.1, on Saturday, October 26th, when similar arrangements as last year have been made, i.e. an Exhibition Room and a separate room for the use of members. More details later, but please make a note in your diary NOW!

This issue carries an article by Mr L. E. Orkin which should prove both amusing and instructive. Mr Orkin would be glad to hear from any other Member who may be interested in this aspect of Union philately. The address - Mr L. E. Orkin, The Cottage, 1 Eighth Avenue, Orange Grove, Johannesburg, South Africa.

IMPORTANT NOTICE

Your Editor has received an invitation to the Society to exhibit from 64 pages to 128 pages in the Court-of-Honour at the National Exhibition to be held in Paarl when the Congress of the Philatelic Federation of Southern Africa will meet on October 23rd.

The request specifies an exhibit of Union Postal History for the period 1910 to date to be displayed in frames consisting of 4 rows of 4 pages. Composite exhibits for the period 1852 to 1910 have been obtained, as well as to cover the other Provinces.

Will any member willing to loan pages from his or her collection, please write to the Editor indicating how many pages would be available and if possible giving some idea of the material but PLEASE DO NOT SEND ANY SHEETS until and unless specifically requested so to do. A chance to put the Society on the map in the Union - can you, and will you HELP?

MEMBERSHIP INFORMATION

New Member.

328. A. Gazel, 5 rue de la Chaise, Paris, France.

Changes of Address.

84. A.W.Cousins, 6 Oldfield Road, Chauldon, Hemel Hempstead, Herts.

114. C.B.Tregurtha, 34 Wolseley Road, Godalming, Surrey.

185. A.A.Whitworth, 80 Iverna Court, London, W.8.

Resignations.

126. P.J.Browne, Maidstone.

313. R.R.Brooks, Bristol.

66. Mrs K.Johnson, Birkenhead.

PUZZLE CORNER

The answers to the problems set in our last issue are detailed as follows:-

1. 1. 9. 1913.
2. Recorded in the Holy Bible, the Dove returning to the Ark with the twig.
3. U.Cat. 16Va.
4. The margins, either perforated or imperforated (the easiest way to sort them out but only a few have margins.)
5. No. 36.
6. Vol.II. Cat.R9Vf.
7. SG.43c, Darmstadtts.
8. See page 303, Vol.1 UC.
9. See page 310, Vol.1 UC.
10. UC. Vol.II, page 19.
11. The last covers to be used with all or most of the stamps which could be used prior to the normal and definitive issue.
12. UC. 45B.
13. Ink has not dried and is picked up on the next turn of the cylinders. Try a rubber stamp on a piece of paper on a typewriter and you will see how it duplicates itself.
14. Arrow blocks!!!
15. Same frame design.
16. The design on back and front should register.
17. Something that is not usual in the printing, fold over perfs; missing centres, etc., etc., in other words, printed matter which should have not been missed by the inspection department of the printing works. (Shades of 2¹/₂d imperforated GB!!!!!!)

Skipper.

If the puzzles set were of interest, please let us know and we maybe can find some more.