


THE SPRINGBOK



www.thespringbok.africastamps.co.uk

SOUTH AFRICAN COLLECTORS' SOCIETY QUARTERLY

Volume 61 No. 3



Another Forgery see page58

Contents	Page	Contents	Page
Society News		Articles	
Obituary — Jack Newman	53	War Issue Designer	Peter Pannall 54
Membership	51	Training Board Levy Stamps	G. Palazzo 54
Letchworth meeting	52	Postal History	Nick Arrow 55
Joint South African Conference	51	Unusual Cover	Nick Arrow 56
Library	58	Specimen Forgery	A. Howgrave-Graham 58
Packets request - Tony Johnson	59	3d Unhyphenated	Mike Tonking 59
Features.		2d Hyphenated paper joins	Mike Tonking 60
Auction Report	A. Howgrave-Graham 73-75	4th Definitive Buildings	Roy Ross 61
Proposed Auction Rules	Nick Arrow 77	3c Building Series	Mike Tonking 62
Swaziland Philately	John Shaw 76	6c Building Series	Mike Tonking 64-65
Postage Rates of South Africa	53	2d Unhyphenated Flaws	A. Howgrave-Graham 66-69
1929 Airmails	Brooke Bussell 52	1d Perforation Problems	Mike Tonking 70-72

September 2013

Whole Number 323

The Springbok is published

quarterly for the benefit of

Members of the South African Collectors,
Society. It is not

available to non-members.

Contributions in the form of letters, notes,
reports of SA

related activities, articles, etc., are always
welcome and should

be sent to the Hon. Editor.

All correspondence including a SAE will be
acknowledged.

Editor

R W Ross

28 Duddon Drive

Walney Island

Cumbria. LA14 3TW

Editorial Panel

T. Howgrave-Graham

C. Oliver

J.L. Shaw

©South African

Collectors' Society,

2013

ISSN: 0955-6753

Vol. 61 Iss. 3 Whole No. 323

Founded 1947

Editorial

I have tried to put as much varied content in as I can in this my second issue and will endeavour to do the same in future issues, however this can't happen unless members submit material to me for publication.

I do have some material for the next issue but need more. The latest date for submitting material for the last issue of the year is the third week of November, in order for me to complete it and send it to the printers.

The last issue was my first and there were a number of errors with font sizing and some layout. I have listened to members and kept the font size at 11 and tried not to cramp articles. If anyone has any constructive criticism on this issue that would help to improve it, please let me.

Membership News from Chris Oliver

Welcome to new members :

1169 Norman Price, South Africa

1170 Ron Winter, Oxfordshire

1171 Ian Frith, Cheshire

1172 Moody Tidwell, USA

1173 Dr Tim Harrison, High Wycombe

1174 Jeffery Beasley, Northampton

1175 Patrick Koppel, Tennessee

We are sad to announce the passing of Jack Newman No. 471 whose funeral I attended. Obituary by Tony Howgrave-Graham in the Springbok

Joint Southern Africa Societies Conference.

8th to 10th November 2013, Falstaff Hotel, Leamington Spa.

I cordially invite all members to the Joint Conference, held at our usual venue in Leamington Spa. This year promises to be another great event and I am pleased to be able to say that so far we have a good range of displays lined up for the Saturday. The Orange Free State Study Circle will be celebrating their 60th Anniversary at conference and Bob Allison & Richard Stroud will take one of the Saturday slots. There will also be displays of Natal postmarks by Mike Berry, Cape of Good Hope 1810-1917 by Bob Hill, South Africa Coil Stamps by Tony Howgrave-Graham, Rhodesian Admirals (it's the 100th Anniversary of their issue) by Colin Hoffman and Derek Lambert. One other slot will be taken by a South Africa display, though at the time I write this, what will be shown is unconfirmed.

Sunday is reserved for attendees to show anything they have brought along. The auction will follow on Sunday afternoon. The hotel prices are the same as last year, so £60 for dinner, bed & breakfast for a single, £90 for a double if there are two of you. Leamington Spa is a pretty town, close to the M40, hence easily accessible from both north and south. There is also a train station in the town, and for the more distant traveller, fairly close to Birmingham airport too.

If you have not attended before, then why not come along this year? You don't have to stay over, just come for the day. Every year, as I look (usually across the bar) at who is there, the same thought always strikes me, it is a whole bunch of friends meeting up again, rather than it being an overly serious philatelic get-together. Any newcomer is always made to feel most welcome. You don't have to be a serious or knowledgeable philatelist, many of us are enthusiasts who just happen to love stamps.

Simon Peetoom

South African Collectors' Society Meeting at Letchworth on 20th April 2013.

By Chris Oliver

The meeting convened at 2.00pm, with four members and seven guests present, above Postal Pursuits stamp shop in Letchworth Garden City, by kind permission of the proprietor Thomas Humfrey. Although the meeting had been scheduled to start at 1.30pm we decided to wait for other members to arrive and occupied ourselves by examining Thomas's stock. Peter Grimley and Mike Berry had sent their apologies for non-attendance. David Page & Tony Johnson also attended.



Bob Hill displaying some of his covers

Chris Oliver started the display with some material relating to the 1987 / 88 floods in Natal and later nationally in South Africa. A 10c. Surcharge had been added to a number of stamps, during this period, to aid the fund for flood relief.

Bob Hill's first display was, again in his words, a pot-pourri of covers with interesting markings, used from pre-Union times until the Republic of S.A. came into being. These included several pre-adhesive CGH covers, shipping postmaster cancels of Cape Town and Durban, Boer War covers re disturbance of mail as a result of the war. CGH "Walvis Bay" covers, and covers and corre-

spondence from a former secretary of this society, W.A.Page, attempting to get cancellations from the Postmaster at Durban.

Bob's support for this meeting was appreciated as he had invited members of the local society to attend and had also provided sandwiches for our sustenance. These were consumed at this juncture.

We were then treated to two more of Bob's displays. The first had an aero-philatelic content: Air mail covers from the First Government Experimental service in 1925 to "All up Mail in 1936 (including Imperial Airways, "Rand" Shuttle Service, Madagascar Feeder Service, Union Airways and South West African Airways. The second was an intriguing, informative and interesting display of Postal Meter Marks of South Africa, showing its development.

The meeting was brought to a close at 4.00pm. with thanks to all who attended. We would hope to have another meeting at this venue in 2014 and trust that more members will attend. Is there a preferred time of year for a meeting in Letchworth?



A Request from Brooke Bussell

I am undertaking a study of the 1929 airmail issue and contrary to Jack Haggars comments in the 1986 issue of the Handbook - I tend to concur with Mr. Wyndham in his book "The Air posts of South Africa" that they are developing flaws rather than having existed from the beginning. I have studied 1000's of both value including the SWA overprints and in order for me to complete the study I am seeking scans of V3 "slight thickening of the bottom frame below the U of LUGPOS in the 4d and V1 in the 1/- being a break in the bottom frame under U of LUGPOS. Alternatively, if anyone is interested in disposing of either of these items - please make me an offer.

Scans in high definition should be emailed to me at brookebussell@sympatico.ca.

Cover Packets

Max Whitlock our Cover Packet Manager has informed me that he is about to start the Packets again. If anyone would like to receive the Packet or has any material for him, please contact him.

215 High Street, Marske by the Sea, Cleveland. TS11 7LN or email: max.whitlock@ntlworld.com

Editor

Obituary — Jack Newman

It is with great sadness that I have to report the death of our long standing member Jack Newman. He died suddenly on 29 June. I had only got to know him over the last few years through the Leamington auction, originally as a buyer where his bidding was robust and if he wanted something he usually got it! Last year I got to know him better as he decided to sell his collection because to his failing eyesight due to the misery of severe macular degeneration. Leamington auction buyers will have benefited from his generosity. He was much more interested in passing his treasures to Society members than he was in how much he got for them.

Described as a "character" and a "gentleman" Jack left school at 16 to join the Royal Navy. He later bought his early discharge to get married and got a job with the marine and aero-engineering company Saunders-Roe on the Isle of Wight. Later he worked with GEC and then ASWE (the Admiralty Surface Weapons Establishment) where he worked on anti-missile defence systems for the Navy.

Given the chance of early retirement he grabbed it and divided his time between his beloved stamp collection and his allotment. The stamp collection became very extensive covering the whole of Africa. He also had a very fine collection of GB. He had a deep understanding of his subject and an eye for detail so that his collection contained many exceptional items. When I first went to see him he tested my powers of observation with a marginal block of 4 unhyphenated 2d on a cover from Maseru, Basutoland, which he'd got cheap because of a deep horizontal crease. Luckily I passed the challenge as the crease was, in fact, a paper join! He had a lovely sense of humour.

He is survived by his wife, Viv, son Paul who lives in Australia and daughter, Zoe, who lives in Los Angeles. His funeral was at the Portchester Crematorium on 16 July.

R.I.P. Jack

Tony Howgrave-Graham

J. Bloom Stamp Collection for sale through Spink

“Jack” Bloom was a Johannesburg collector of note who passed away in 1992. His collection of Union was of gold medal quality and has been with the family since he died. There are die proofs and colour trials of SG1, Kings Head colour trials, major errors and varieties. DLR archival material and much more all the way through to 1961.

Spink have informed us that they are hoping to schedule the sale for late October after the SA National

THE POSTAGE RATES OF SOUTH AFRICA FROM 1910 a new publication by **Denise Collie**

Denise Collie from the Witwatersrand Philatelic Society e-mail donsden3@gmail.com and a member of this Study Group since 1985 has “completed” her research on the postage rates of South Africa from 1910 up to 2013.

She has covered nearly 50 categories, including the rates applicable to the following and more: Advice of Delivery, Aerogrammes, Airgraphs, Airmail, Booklets, Books & Samples, Bulk Postage, COD Postage, Customs Duty, Express Delivery, Fast Mail, Framas, Insured Mail, Late Fees, Letters, Newspapers, Ocean Letters, Official Mail, Parcels, Pigeon Post, Postage Due, Postal Stationery, Postcards, Printed Papers, Priority Mail, Rail Letters, Registration, Telegram rates.

It is available on the website of the Federation but a hardcopy printout running to between 50 and 60 pages could be made available on a cost plus postage basis.

To access the databases:

Go to www.philatelysa.co.za

Click on “Publications and Events”

Click on “Downloads”

Click on “Postage Rates” as required

You can “Open” or “Save” the file.

RSA Stamp Study Group

Ongoing Search for War Issues designer—*The Springbok Vol. 61/1* By Peter Pannell

In the January 2013 Springbok (61:1) I reported on a pair of signed blocks of the Large War Issues. The signature was said to be that of the designer, hitherto unknown. Soon after, I was contacted by Bas Payne who thought that the signatures were “Hume Henderson”. I agreed but could find no further information. Bas and his wife however, did some sterling research and found an Edith Helen Hume Henderson who lived in Essex at the right time and who was an artist, in fact a book illustrator. They also tracked down a copy of her signature in a 1946 marriage register. The signatures were fairly similar but the handwriting experts at our Forensic Science Centre agreed that while the two signatures on the stamps were by the same person, the one from the Marriage Register was not. If this was not enough there is nothing to connect her to South Africa. Bas even tracked down a nephew who thought that, had she done something like designing stamps, she would have talked about it.

We are back to square one, the only advance being the correct name. We can only hope that a member in South Africa with contacts in the Government Printing Works can find out if any Hume Henderson was employed, or commissioned for designing, at that time.

O

RSA—Maritime Industry Training Board Levy Stamps

By Giovanni Palazzo

The R2.00 MITB stamp was a device used by the Clearing & Forwarding Industry to fund education and training. With the assistance of the Department of Customs & Excise it became compulsory to place the R2.00 MITB stamp on every Bill of Entry. The Stamp was sold by or on behalf of the Maritime Industry Training Board and the amount collected went into a fund that was used specifically to fund in whole or in part the cost of courses that were of benefit to employees in the industry, upon the successful completion of such course.

It was a good scheme as it was relatively simple and easy to run. Many companies made use of it as a means of up-grading the skill of their staff. Unfortunately with the introduction of the Skills Development Act and the Skills Levies Act, the use of this device came to an end. Needless to say the new scheme put in place has so far not secured the enthusiastic participation that the Government had envisaged.

The Stamp (Fig. 1) was printed on unwatermarked coated paper and perforated 14. This value was used only on the originals of Bills of Entry. Customs retained the documents and therefore this modern levy stamp, issued possibly in 1994, is uncommon.



Fig.1

Interestingly enough in the 1960's the Industrial Council for the Building Industry used a very similar system and stamps were issued to collect money for Training Funds. Fig.2 shows two stamps issued in 1967 by the Industrial Council for the Building Industry from Western Province. The 40c value issued in 1963 by the ICBT from Kimberley was instead designed only to collect holiday funds. All these values besides not



Fig.2



Fig.3

Postal History and the use of stamps
Some idle jottings
By Nick Arrow

Why do we collect stamps? What are we trying to achieve? And, of course, will we ever get there?

These are simple questions. However, it is likely that only one is capable of being given an actual answer, namely the third, the answer being “no”, for the chances of completing one’s collection to one’s satisfaction are remote. But, putting that aside, why do we collect stamps, and what is it that we are aiming to do?

I have no idea why I collect stamps. I know very well how I got started - when I was about 7 years old or so, I saw my Dad poring over his stamp collection. He was a genuine, general collector, who collected very much for the sake of collecting, steaming the stamps off letters from abroad, and occasionally sending off to SG for some “approvals”. I just wanted to be like him, and that was it for me - hooked, or, rather, infected with some sort of virus which still has me in its grip. However (as I readily acknowledge) this does not actually answer the question as to why I collect anything at all, and as to why I collect stamps in particular.

I suspect that once a collector, always a collector, and there have been times when I have collected Cigarette Cards (now sold) and Cranberry Glass (now displayed but not being seriously sought), both of which have brought me pleasure. [I have also collected wives, but that is another story which has been far less fun!]

What am I trying to achieve? The simple answer is to acquire a representative collection of South African stamps, unused, and to demonstrate the use of those stamps on cover. It is not difficult to obtain an example of all the stamps issued by SA, at least just by catalogue number, and even going into the individual stamps in some depth, with different issues and so on is not really a problem. It is the demonstration of the use of those stamps on cover which is the challenge.

Reduced to its simplest terms, a stamp is sold by the appropriate authority (the Post Office) to the man in the street, primarily for one use and one use only, to be used as prepayment for the carriage of a letter, by whatever means, from the user to the addressee of that letter (the commercial tendency of stamp issuing authorities to issue as many stamps as they think they can get away with solely to derive revenue from stamp collectors is to be deplored - perhaps it has produced the result of actually deterring stamp collecting because of the cheapening of the commodity on offer). It seems to me to be important in my collection to show the stamps properly arrayed on the pages of my albums, and then to go one stage further, by showing that they actually did have a genuine and commercial use. Thus the demonstration of that use is something which inevitably must be included in the albums.

But how best to do that? In the simplest of terms, to get any old cover with a basic example of each of the 196 stamps issued by the Union is by no means impossible - difficult perhaps in respect of some of the high values, but not impossible. But, without wishing in any way to belittle the efforts of any collector who simply sets out to achieve just that, I suspect that many of us would find the accumulation of such a collection to be only marginally more fascinating than the accumulation of the unused stamps. So we collectors will inevitably try to complicate the whole procedure.

And this is where the fun comes in! Again, the self-imposed complications need not be in any way complicated, and novices may be confident that there are numerous books, many of which are available in the Society’s library, to assist in the basic research of any particular area of South African postal use, to help the collector to gain as much basic knowledge as he requires in order to write this collection. An offshoot is that, in addition, hopefully, the collector’s imagination will be inspired towards some particular study and to feed his collecting instincts, thus improving not only his knowledge but also his collection.

My personal interests have developed in the area of Aerophilately, but this is just as much an area of Postal History as any other. It may be a lot simpler to achieve than in other areas of philately, but none the less satisfying, at any rate for me, even though much of the material which I collect came into existence purely for the sake of satisfying collectors and certainly not for the simple communication through letters in the post, which I suspect is the primary interest of true postal historians.

I would hope that other members who currently feel that they do not wish to dip their toes into the waters of collecting Postal History will at least give it a try - it is a fascinating subject which will give to anyone who becomes involved at the very least some knowledge of the system of communication through the post as well as a lot of insight as to the reasons behind the stamps being issued and how the mail was taken from one part of the world to another.

Cont’

Some idle jottings continued

To go back to the original questions, in the reverse order, the last is the easiest to answer, and hopefully this article may challenge members' imagination and maybe even give ideas as to how to extend one's collection. The answer to the first question is as likely as not to be unanswerable!



To give an example, this cover will illustrate the use of the 1½d medium size mines stamp of the 4½d interim definitive stamp. But this leaves unanswered several questions!

The postage amounts to 1/9d. Of this, the registration fee was 4d, leaving 1/5d for the postage. So why the extra 2d? The cover was sent on the 4th January 1958 (when the airmail rate to England was 1/3d per ½oz) and would appear to be entirely commercial as opposed to philatelic but I suspect that it was sent either to use of "old" stamps (as the Animals definitive stamps were then current) or for the benefit of the recipient receiving used stamps!

SPOT A WINNING DEALER!

...IN JUST TWO QUICK STEPS

1. Identify PAUL VAN ZEYL t/a RAND STAMP AUCTIONS in this picture



2. Contact him to discuss how we can help each other, to get a "win-win"

(auction or direct sale) result at: e-mail: paulvz@mweb.co.za; Tel +27 (0)12 329 2464; Fax +27 (0)12 329 3157

An Interesting and Unusual Cover By Nicholas Arrow

It is always interesting what one can pick up by mistake! Trawling through eBay recently, I saw this cover. It was on offer at \$5, and I actually got it for \$9.95 including P&P. I reckoned that the stamps were worth comfortably more than that and it would be a nice addition to my general South Africa collection.

I was a bit uncertain as to the postmark - on the average eBay illustration, such detail is usually hard to make out anyway! - but it was clear that it was sent in 1937. So, 3 pairs of the 2d unhyphenated stamp, of which one was a vertical pair - must be worth the \$10 which was my limit. And of course 1/- was the correct rate for the Imperial Airways service to Europe from 1932 right through to 1939.



It was also notable that the envelope was German - the airmail had the etiquette printed with "Mit Luftpost" over the French and English words. However, when it arrived, the postmark could be interpreted - it actually reads "Giulio Cesare / Piroscavo Postale Italiano" and the date was 20.12.37.

So - a German airmail envelope bearing South African stamps and an Italian postmark, apparently sent by an English National Airmail service and addressed to Germany. Only missing was any arrival mark, unusual as the German post office was always very keen to slap postal markings on anything and everything, and the Berlin C2 Airmail mark was regularly applied to mail which went from, to or through Berlin. Question, how on earth could an Italian postmark have become applied to South African stamps?


The first thought was that, somehow, the stamps had not been cancelled in South Africa, but had been cancelled afterwards in Italy, but what on earth had Julius Caesar ("Giulio Cesare") got to do with it?

The answer is in the word "piroscafo" which means "steamship", causing the scales to drop from the eyes. The "Giulio Cesare" was a ship, built by Swan Hunter's in Newcastle and operated by the [Navigazione Generale Italiana](#), later the Italian Line. Commissioned in 1920, she made her maiden voyage in 1923, and was then used for cruising to South America. However, she was re-conditioned in 1933 and used for service between her homeport, Genoa, and South Africa. So the mystery is unravelled.

Clearly the ship had its on board Post Office. Someone must have decided to write a letter home to Berlin from the ship. The sender could have used either Italian or South African stamps, both valid under UPU Regulations for the air fare - perhaps the sender had no Italian stamps available, so used South African stamps - if the passenger was a German (the style of handwriting is very typically Germanic) he might have had some German stamps, but these would not have been valid. So he prepared his letter and posted it on board with 1/- worth of South African stamps.

Cont'

The On Board Post Office (correctly) cancelled the stamps and the letter was then passed by the On Board Post Office into the South African mail system, where there was no need to add any further postal markings, and it was then flown back to Germany.



The "Giulio Cesare" reached Cape Town from Dakar on the 20th December, staying overnight before leaving on the 21st for Durban, arriving in Durban on the 24th, so the cover which was posted on board on the 20th December, would have been flown from Cape Town to Durban, probably on the 21st as both departures were early in the morning, by one or other of SAA's ser-

vices to Johannesburg (there were two, one inland via Bloemfontein, the other going round the coast via East London and Durban). It was then placed on Imperial Airways' service DN51 which left Durban on the 23rd, on the Short Flying Boat 'Cassiopeia'. This reached Brindisi on the 30th December, having been delayed in Athens for 2 days due to bad weather. The cover would have been taken off at Brindisi and flown direct to Berlin. It is unfortunate, of course, that there is no arrival mark at all.

And I only bought the cover because I was interested in the stamps!



Another Forgery (Front Cover)

To continue the warning in the last Issue about Forged stamps, Tony Howgrave-Graham has found this pair of fine recess printed specimens one on Ebay. The overprints have been Forged.



Eddie Bridges has informed me that there is an article on these forgeries in The Springbok Sep/Oct 1990 page 96. "A fascinating glimpse into the forgers world" Ed.

The SACS Library by Malcolm Ridsdale Hon. Librarian

Since the last Springbok further books have been added to the Library lists as follows:

The 6th Definitive Series of the RSA by Regina Smith published by the RSA Stamp Study Circle.

South African Airmails Second Edition by Nicolas Arrow (self published).

The Library includes up to date copies of The Springbok and the SA Philatelist. If any member has a spare copy of the last couple of SETEMPE's (late 2012 to date) that they could let me have I would appreciate them for inclusion in the Library.

If you wish to borrow either of the above books or have an electronic copy of the complete lists of books, magazines and articles within the Library you can do so by e mailing me (ridsdales@ntlworld.com). Please contact Max Whitlock (0164 2482877) if you require a paper copy.

Please feel free to contact me if I can be of any assistance in your search for information

Urgent Packet request from Tony Johnson (Packets Exchange Manager)

Exchange packets may have to stop!

As I write this the number of books in circulation is getting very low. Although we have 4 separate lists, each of about 11 members, only 3 packets are currently circulating and one of those is nearing its end. All of the books now in circulation have been seen by some of our members and many are nearing the end of the lists. Unless I receive a reasonable number of new books soon I anticipate that there will be only 1 packet circulating by the end of the autumn and that will finish soon after. So, if you have some unwanted material please take a little time to make up some books for sale so that you can receive some cash, and the packets can continue for the benefit of our members and also to provide a small, but useful, financial contribution to the society.

**3d Unhyphenated Rotogravure Group 1 Issue 1
Second Printing 1932**

A Request from Mike Tonking

I have never been able to solve the reason for the small cut through the perforations in the bottom margin above the marginal arrow. This feature does not appear on all sheets and I have not seen it on any other issues.

Perhaps one of our members can solve the problem.

Row 20/6—"Shuttered" Window.

No cut in bottom margin.

Cut in bottom margin below marginal arrow.



O

Regular auctions of South African Material



For further information see our website
www.stephanwelzandco.co.za
or contact Morné de la Guerre
Landline +27 (0)11 880 3125 Fax +27 (0)11 880 2656
Email morne.dela.guerre@stephanwelzandco.co.za



Johannesburg
13 Biermann Avenue
corner Oxford Road & Rosebank

Telephone +27 (0)11 880 3125
jhb@stephanwelzandco.co.za

Stephan Welz & Co.
AUCTIONEERS OF DECORATIVE & FINE ARTS

Postal Address – P.O. Box 52431
2132 Saxonwold. South Africa

PAPER JOINS—2d. HYPHENATED ROTOGRAVURE GROUP 3

ISSUES 5—12

By Mike Tonking

The first reference to a paper join in the 2d. Hyphenated Rotogravure Group 3 Issues 5—12 was made in the South African Philatelist dated February 1957. The note describes a complete strip from Issue 12 Fig. 1 where the join extends across the sheet from margin to margin. It was indicated by a two inch red mark applied to both sides of the paper. It stated that prior to May 1948 paper joins were not so marked which allowed many joins to pass inspection undetected.

About 50 years later an example of a joined paper surfaced, this time on the December 1946 Issue 7 Fig. 2 where again the join was across the sheet from margin to margin. In this instance there was no red mark across the join.

To the best of my knowledge these were the only two joined papers reported on the 2d. Issues 5—12 which covered a period of about three years which many thousands of sheets were printed.

It is strange that the 1986 Handbook does not list any paper joins which occurred in these Issues. This could have been due to the editor being unaware of the 1957 report and in the case of the second example, this was only known after the Handbook was published.

Fig. 2 Issue 7 joined paper through row 19/1-6
Row 18/2 – Purple smudge top right corner of vignette.
Row 19/5 – Tiny nick in middle of outside left frame.
Row 20/3 – Nick in middle of outer left frame line.





Fig. 1 Copy of Issue 12
with paper join with red
mark

A Philatelic Query from Chris Oliver.

Readers Digest strips were produced in sheets and separated into strips of ten for further separation in two strips of five. Why is it that all extent strips that I have seen have the selvedge at the left hand edge? When the R.D. logo is printed on the selvedge, does this occur on both right and left margins?

Editor's comments: I replied to Chris: The first issue was printed as per a normal sheet of stamps and perforated right across the sheet. The second issue: The five stamps on the right side were printed inverted to those on the left, thus they appear the same when separated down the middle. There is a way of telling which side the strip of five came from. One margin has 11 perf holes and the other 12. I can't remember if it was the right or left side that had twelve. Third printing: was the same format as the second. Forth printing: these were the first of the guillotined variety which carried on through to the last print on the Ninth issue. The gutters and the horizontal rows were guillotined as well as the vertical row between the fifth and sixth stamp. I can not remember if the last printings with the logo on were printed in the same way as the initial ones, half the sheet inverted and the logo on both sides. Can anyone add to my comments?

An introduction to the Buildings Fourth Definitive Series by Roy Ross

Over the years I am sure that most of us have been asked why we collect certain stamps and what is the interest in them. Following my article in The Springbok Vol: 61/2 and a showing of the stamps at the recent June meeting at Leamington Spa I have been asked by collectors what is my fascination with this issue.

There are many reasons. I personally think that this issue is one of the most interesting of the Republican issues. The issue is full of errors and different types of printings and for modern stamps I find this quite extraordinary bearing in mind that printing processes have come a long way in over a hundred years. One of the first errors was the difference between the Recess and Lithography stamps, the Recess showed date of issue as 82.07.10 and the Lithography 82.07.15 From then on there were numerous mistakes and print faults along with perforation flaws. On many occasions print flaws were retouched as in the 6cent value (see page 65 of this This Springbok). A few cylinders became damaged during the printing process and had to be rechromed which leads on to Reprints of which there were 49 in total. Trying to tell the difference between a stamp from a normal cylinder and a stamp from a Rechromed cylinder is in most cases very difficult without the control block. Quite a few of these reprints were produced in different colours and had the design altered, made smaller, this was done by chopping off part of the design at both ends. There is one exception to this though and that is the final two reprints of the R1 which were actually made larger. There were many perforation faults both misaligned and missing perfs in a number of issues, a few of them not recorded. During the print process problems arose with over inking, an example of which is shown below. Peter Pannall has kindly sent me this copy from cyl. S23, which has been given the name "Bleeding Wall"



by Mike Tonking. This fault can also be found on the R2 stamp. Doctor blade flaws, which one associates with the Union stamps, are on the R2 value as well. In the next issue of the Springbok there will be a comprehensive article on the R2 Value. Some names that have been given to flaws and errors over the years include: light on stoep, large ball in garden, wheelbarrow, rope flung from tower, ghost in garden, shaved top.

I have listed a few points of interest with these stamps and for those of us who collect them we continue to find new unlisted items quite regularly. The prices are starting to rise for some rare items as dealers and collectors become aware of what they have. However there are still some great items out there that are cheap and of great interest. I don't think that we will ever be able to say that we know everything about this issue, as much is still to be recorded.

Revisiting The Building Series 3c Value

By Mike Tonking

The 3c Building Series value is of interest for a number of reasons which will become evident. There were three issues, two recess and one printed by lithography. In addition the first recess printing was at some stage reprinted. As in the case of the 1c value the incorrect date 82.07.10 was printed in the bottom margin of the first issue and then corrected in subsequent issues.

The first issue was printed by cylinder S21 on the Giori 841 press and perforated by the Grover appliance which left the 'A' and 'C' panes with imperforated top margins. The control block was placed in the bottom left corner of the sheet. Printing records show that job Number 29807.12 called for 120,000 sheets each of 100 stamps. The first delivery was made on the 19.1.1982 and the final delivery of 23,000 sheets on 10.5.1984 by which time a total of 109,380 sheets had been delivered. The demand for the 3c stamps could not have been high as a year from January 1983 to January 1984 no deliveries were made.

In the first instance the incorrect date was printed below stamps one and two in the bottom left sheet corner. At some stage during the printing of the Issue 1. 109,380 sheets a problem occurred which necessitated a reprint being made using the original S21 cylinder. The incorrect printing date was now moved to below stamp 1. The reprint flaws Fig. 1. were apart from some additional screen scratches, Fig. 2, 3, 4 were identical to the original printing. The number of sheets reprinted is unknown but is possible after a gap of one year in deliveries it was decided to make a reprint which would cover the two final deliveries amounting to 31,800 sheets.

The final order under job number 2838.10 called for 70,000 sheets and not for the first time in the Building Series was satisfied by two Issues as will be explained. The first Issue was recess printed by cylinder S40 on the Giori press and Grover perforated. In this case the design was reduced in size to allow for 4mm vertical perforation gutters. The control block was moved to the top right sheet corner and both large and small perforation holes have been noted. The first delivery of 10,000 sheets was made on 22.6.1985 however after 42,900 sheets had been printed the Government Printer experienced a failure of cylinder S40 which could have in part been due to the cylinder scratch which went from 'A' pane row 1,4 to the 'D' pane row 10/10. Fig. 5 and it was decided to give up on the recess printing and complete the order by lithographic printing using plate 1741. It was printed on the Roland 779 press and Bickel perforated which perforated all four sheet margins. Again the control block was in the top right sheet corner and the vertical perforation gutters remained at 4mm. This then was the second Issue against Job Number 2838.10 or the third Issue of the 3c value. The first delivery was made on 17.12.1985 with the final delivery made two days later on 19.1.1985 by which time 33,900 sheets had been delivered making it one of the smallest of all the Building Series Issues. Thus from cylinder S40 and plate 1741 a total of 76,800 sheets were delivered against the original order of 70,000 sheets.

Fig. 1

Cylinder S21—Original and reprint flaws—identical on both printings

S21—'A' Pane

C2/2—Tiny dot where roofs meet.

Row 9/5—Dot below second 'O' in BLOEMFONTEIN



SM—Dot to right of '6' in ,06.



S21—'B' Pane

C1/1—Dot between Barrett and APPELHOF.



SM—Dot 1,5mm to right of '6' in ,06.



S21—'C' Pane

C2/1—Tiny dot where roof meet.



SM—Broken comma in .06.



S21—'D' Pane

C2/1—'Light' on stoep.



Fig. 2.

S21 Reprint Pane 'B'

SM—Purple scratches through ,06.

Dot to right of '6' in ,06.



Fig. 3.

S21 Reprint Pane 'B'


Row 9/10—screen scratches in right margin



Fig. 4.
S21 Reprint Pane 'D'
Row10/9-10 – Screen scratch



Fig. 5.
Diagonal screen scratch from row 1/9—10/10
This scratch went completely round the cylinder from
'A' pane row 1/4 to 'D' pane row 10/10



The Building Series—Elusive 6c Cylinder 24 'B' pane

By Mike Tonking

The fourth definitive Building series stamps have proven to be of considerable interest to collectors. The second 6c Issue printed by cylinder 24 had an interesting background which came about as will be related. It all began around August 1984 when the Post Office requisitioned a further supply of 500,000 sheets of the 6c stamps having began to run somewhat short of this value. Against job number 68445,68 for 500,000 the Government Printer delivered the first 30,000 sheets of this second printing, on 20 September 1984. In this case the stamps were now recess printed on the Giori 841 press in a dark shade of green unlike the light green of the previous lithographed issue. Unusually the proof sheets were not available at the Philatelic Bureau for inspection prior to the issue of the reprinted stamps which occurred around the first week of October 1984. My colleague, the late G. de Swardt, managed to identify four different panes on 19 October. However he could only find three of one of the four panes and retained three marginal cylinder strips from the right hand side of the sheet. The following week the proof sheets were available for inspection and it was apparent that the one pane of which only three sheets had been seen was the 'B' pane. An examination of the 'B' pane proof sheet showed that on row 7 stamp 5 there was a large white flaw in the bottom left corner of the stamp. Unfortunately this had not been noticed by Mr. De Swardt when removing the three cylinder strips on 19 October and now it was not possible to recover the balance of those sheets for examination.

Searching the length and breadth of the country failed to turn up further elusive 6c 'B' panes until in February 1985 I ascertained from a friend in Phalaborwa that he had managed to obtain a 'B' pane cylinder block at the local Post office and as luck would have it managed to go back and buy the balance of the sheet. This showed the row 7/5 flaw had been retouched and appeared as a green blob. On 5 March I wrote to the Director of Philatelic Services asking for confirmation of what we considered had happened.

Cont'

6c Cylinder continued


Eventually on 18 April 1985 a reply was received from the Government Printer revealed that after commencing the printing of the order for reprint of the 6c value an initial proof sheet showed the white flaw on row 7/5 and it was decided to make an attempt to retouch the cylinder. This was done and after printing 35,000 sheets which were urgently required by the Post Office it was realised that the retouch was not satisfactory. To overcome the problem about 9,000 sheets of the 'B' pane were removed and destroyed and only the 'A', 'C' and 'D' sheets issued.

Although no 'B' sheets were officially issued it is clear that at least four sheets were missed during the sorting and were sold over the counter as well as a further nine cylinder blocks which were found later making at least thirteen known to exist. In order to complete the original order the chrome was removed from the S24 cylinder which was then cleaned, properly retouched and rechromed. The stamps now appeared in a lighter green colour with different identifying flaws.

A total of 365,000 sheets were delivered against the original order of which 330,500 sheets were printed by the rechromed S24 cylinder.



6c Value Issue 2—Cylinder 24 Pane 'B'
C1/1—Tiny dot just right of 'R' in RSA



Pane 'B' folded to show row 7/5 flaw after the unsuccessful retouch



6c Value Issue 2—cylinder S24 Pane 'B' 84-08-09 Row 7/5—white oval patch caused by defective cylinder



After the cylinder retouch the white oval flaw appears as a green blob


THE 11th ROW FLAWS ON THE UNHYPHENATED ROTO 2d

By Tony Howgrave-Graham

As promised, an article listing all the bigger 11th row flaws on Issues 1 and 2 of the unhyphenated roto 2d. In the previous articles the cause of these flaws has been explained. In the last *Springbok* Mike Tonking kindly provided examples on the ½d bantam war effort to add to the already described examples on the 1ds (roto Issue 8 and bantam war effort). However, no other issues have been affected by these flaws as much as Issues 1 and 2 of the 2d in terms of the number of flaws. Nor are most of the others as big, or prominent, as some listed below. They are developmental flaws so stamps exist from each position with and without a given flaw. With 21 flaws listed below and each flaw appearing 6 times on a sheet (including the top & bottom margins) there are 126 flaws on the possible 264 "stamps". They are all exterior cylinder flaws and the "same" flaw can appear slightly different in form and position (up to 1mm) to its 11th row counterpart. Sometimes the flaw is lost in the background and quite often there is more than one flaw on a given stamp. They are best seen when they appear in the margins and it's surprising that some are much more extensive than one might have expected by seeing them on the stamp.

I've listed the flaws numerically for each issue to aid correlation with the illustrations. The numbers don't relate to handbook variety numbers.

ISSUE 1



Column 1: there is one flaw in the first vertical row

V1 is a largish double dot appearing in the centre of the sky on rows 3&14/1. It is lost in the stamp detail on rows 6&17/1 and on 10/1 but is again visible in the bottom margin (row 21)

Column 2: again has a single flaw


V2 exists as quite a large series of dots as can be seen from its appearance in the margin. On stamps it's the 2 heavier dots at the top right which are the most apparent. On rows 6&17/2 it appears in the bottom left frame. On 10/2 it appears in the middle of the building just inside the left frame and its 11th row equivalent is in the bottom margin. On rows 14&3/2 it appears over the top left corner of the inner frame.

Column 3: there are 2 flaws in vertical row 3.

V3 is an "aeroplane" flaw of 3 dots, the central one being larger. On rows 7&18/3 it appears in the mid sky. On 11/3 it appears in the top margin over the 1st "A" of Afrika and high on 22/3 (this being the portion of the top margin usually attached (due to guillotining) to the bottom margin. On rows 3&14/3 it is lost in the background.

V4 developed later appearing higher and left of V3. It comprises a heavy double dot resembling the closing "inverted commas". On rows 3&14/3 it appears in the middle of the left sky. On rows 7&18/3 it appears as a serif on the top of the "S" of South or Suid. On 10/3 it is just visible in the lower left shading and it appears again in the bottom margin.

Column 4: this is a quite remarkable vertical row being affected by no less than 7 significant flaws, as well as possibly 1 or 2 more tiny ones. This gives 42 flaws to look for on only 20 stamps!, though it must be said not all are always visible. If you have a late bottom arrow block of 4 of Issue 1, have a look and you should manage to find all seven.



V5 consists of a slightly arced strip of 4 dots with a further 3 smaller ones beneath. Because of its appearance when in the top margin over the "U" of Suid or "O" of South on rows 9&20/4 it has picked up the nickname "sunrise". On rows 1&12/4 it is largely lost, but still discernible, in the building at left and on rows 5&16/4 it is again clearly visible in the mid left sky.

V6 is another double dot flaw. On rows 1&12/4 it appears in the bottom stamp margin under the left ribbon fold. On 5&16/4 it is lost in the background but on rows 9&20/4 it is prominent high in the sky the "U" of Suid or "O" of South.

V7 is another "inverted commas" type flaw similar to V4. On rows 2&13/4 it is clearly seen in the sky over the left roof. On 6/4 it is again clear in the "S" of South. On 17/4 it is positioned slightly lower and left so that it is largely lost in the shading in the lower loop of the "S" of Suid. The flaw does have lighter dots below the "inverted commas", however, and these do block out the bottom stroke of this "S". On rows 9&20/4 it is clearly visible again in the shading over the top left edge of the ribbon.

V8 is a horizontal group of 10 to 12 tiny dots extending across very nearly 3mm. On rows 2&13/4 these are lost in the shading but on 6&17/4 they are clearly visible in the sky across the left roof and chimney. On row 10/4 traces can be seen between the top 2 frame lines at the left and on the bottom sheet margin (row 21) it can, of course, be seen in its entirety.

V9 is quite a heavy dot with a smaller one below and left. It developed later than Vs7&8. On rows 2-3/4 and 13-14/4 it appears half way between the stamps in the stamp margin. On 6&17/4 it appears low in the left building, usually in the balustrade. On 10/4 it is prominent high in the sky under the "S" of South. Equivalently it is clear in the bottom margin (row 21).

V10 is another "bird's foot" type flaw. It is lighter than the other flaws and gets lost on 3/4. Due to its slightly different position on 14/4 it is clearly visible under the "UT" of South. On rows 7&18/4 it's also lost but on 10/4 it can just be discerned in the building under the left tower and, of course, in the bottom sheet margin it is clearly visible.


V11 is very similar to V9 though the dots are a little more vertically aligned. On rows 3&14/4 it is visible in the shading above & left of the left ribbon scroll. On 7&18/4 it is clearly seen in the sky over the left roof and on 11/4 it is clear in the "S" of Suid. On 22/4 (the top sheet margin) it is on the portion usually attached to the bottom margin.

Column 6: the last of the Issue 1 flaws occurs in vertical row 6.

V12 is a prominent series of 4 dots, 3 in a diagonal row with a smaller one beneath. It was illustrated in the first of these 11th row flaw articles. On rows 1&12/6 it is clearly visible in the angle formed by left roof and tower. On 5/6 the top 1½ dots appear in the base of the "I" of Suid. On 16/6 it is just visible in the base of the "U" of South. On rows 8&19/6 it's again prominent appearing in the scroll before the "P" of Postage & Posseel. So that concludes the listing of the Issue 1 flaws. All these flaws developed before Issue 1a when the small sheet arrows had larger ones engraved over them and confirms just how late this event was.

ISSUE 2

This issue has slightly fewer flaws but still manages 9, several of which are quite big.



Column 1: a third of the flaws occur in this vertical row.

V1 is a heavy series of dots resembling a spiral galaxy. There is variable smudging from its edges and it appears in the right stamp margin. On rows 1&12/1 it appears high, on 4&15/1 in the middle and on 8&19/1 it's low.

V2 is a double dot, the one on the right being considerably larger. It is just visible in the top of the "D" of Suid and "H" of South in rows 2&13/1. On 5/1 it breaks the circle enclosing the "2" at 9 o'clock but its slightly altered position on 16/1 renders it obscured. On row 9&20/1 it is clearly visible in the sky to the right of the dome of the left tower.

V3 is a group of 7 or 8 tiny dots which appear clearly in the sky under "RI" on rows 2&13/1. On 6/1 it is clear in the top stamp margin over the "I" of Afrika. On 17/1 it is slightly higher over the "RI" of Africa and may be perfed out. On rows 9&20/1 it is totally obscured.

Column 4: this vertical row sports another 3 of the total 9 flaws

V4 is another double dot with the uppermost again being considerably the larger of the two. On rows 1&12/4 this appears prominently in the sky over the left roof. On 5/4 it again appears prominently in the "S" of Suid. On 16/4, however, the slightly higher positioning of the flaw means that only the lower, smaller dot appears in the "S" of South. On 8&19/4 it becomes lost in the bottom left corner of the stamp.

V5 developed later than V4 and is a curious ball of dots. It appears in the bottom stamp margin, at the far left, on rows 1&12/4. On 5&16/4 it can be seen in the building just to the right of the left frame. On rows 9&20/4 it is prominent in the top left corner of the inner frame.

V6 is the large vertical stroke responsible for the "POSSEEU" variety which featured in the last article. The mark sits on the end of the "L" of Posseel and "E" of Postage on rows 3&14/4. On rows 7&18/4 it is prominent in the sky left of the right building. On 11/4 it is, surprisingly for such a large flaw, largely obscured but just blocks off the lower left serif of the "I" of Suid. On 22/4 (the top sheet margin) it, of course, shows clearly again.



Column 5: there is just one flaw on this vertical row.

V7 is a large flaw comprising over 20 dots which are a bit blurry and has been labelled "roughcast". On rows 4&15/5 it appears in the left sky just above, and into, the left roof. On rows 8&19/5 it causes multiple blotching right throughout the "S"s of Suid & South and 11/5 it is largely obscured in the bottom left corner. On 22/5 (the top sheet margin) it is clear and its full size can really be appreciated.

Column 6: this vertical row contains the final two 11th row flaws.

V8 is the large "flag" which differentiates early and late bottom right corner blocks and is given in the handbook as V30 when on 20/6. On row 2/6 the tail of the flaw can just be seen under the left limb of the "H" of South but on 13/6, despite its size it's completely obscured. On 5&16/6 it's again not as visible as one might expect but in both cases it causes a break in the white ring round the "2" of the value at about 8 o'clock. Only on rows 9&20/6 does it really display itself well in the sky to the right of the lower portion of the left tower.

V9, the last flaw, is a curious group of dots resembling a "rabbit's head". On rows 3&14/6 it is clearly seen over the left roof. On 7&18/6 it appears in the "S"s of Suid & South and on 10/6 can just be spotted in the shading low left in the stamp. On 21/6 (the bottom sheet margin) it is clear again.

So closure to the 11th row flaws on the unhyphenated roto 2d. Fly-speck philately is not everyone's cup of tea but I've enjoyed understanding and tracking down these interesting flaws and where else could one find such cheap entertainment - many, many hours of fun for just a few pounds!

Footnote:

Since writing this article I've read Mike Tonking's booklet rather more fully and see I've spent quite a lot of time reinventing the wheel! Despite this I feel it's been time well spent as I now have an understanding of these interesting flaws and if I've sparked any interest amongst you I would recommend you get a copy of Mike's booklet "The 2d Union Rotogravure Pictorial Issue 1931-1952. The Mike Tonking Study Collection". Even if the 11th row flaws leave you cold I would still recommend the book for its other content as well!"

— O —

An Interesting Item By Tony Howgrave-Graham



Bought from Ebay. This item has 2 x Natal 4d + 1d ship stamps cancelled by the Italian ship *Duilio* 6th June 1936. Dakar transit for 8th June but "POOC", boxed unpaid & "Union stamps not valid" in red ms all applied at Cape Town.

I am not sure why or what the 10d postage due is for? It seems to be a double rate cover (2x21/2d + 4d registration in adhesives)

10d could be double the postage but what then of the registration?

The Natal adhesives were valid in SA until 31 Dec 1937

Editor's note: If anyone knows the answer please let me know.

Pretoria Typographs—1d Perforation problems by Mike Tonking

As recorded in the 1986 Handbook a number of perforation problems were experienced particularly with the 1/2d and 1d values.

Sheets were fed into the single comb perforator (14,5 x 14,0) at the right margin which was left imperforated whilst the left sheet margin was perforated through. There must have been some reason for the numerous examples of trial comb strikes seen in the right margin. These range from half to eight or more extra perforations. Many complete trial comb strikes are recorded which gave rise to double or more perforations in the right margin. Whether these problems were due to poor operator operation or perforator malfunction is not known

Top margin partially perforated.



Reversed perforation with upright watermark and right margin perforated.



Imperforated right margin due to faulty alignment of perforating comb.

Freak caused by faulty alignment of perforating comb.

Perforated through a foldover of the top right margin.



Examples of the 1d. Value

Extra holes in right margin – trial strike of comb when being registered with stamps.



Double perforations showing misplaced perforation hole due to bent comb pin.



Double perforation showing severe horizontal overlap.



Double perforation showing first beat of comb to be out of register and parallel.



Treble perforation.



Bent comb pin caused misplaced perforation holes.



Imperforated on four sides – Rows 11-15 stamps 4-7
Row 12/5 – ‘Calabash’ flaw.

Imperforated on three sides.



0

 **AfricaStamps.co.uk**

New website offering fine Southern Africa stamps and specialised items.



Email: info@AfricaStamps.co.uk

AUCTION REPORT - Jan to June 2013

By Tony Howgrave-Graham

There's certainly been some exceptional material available over the last year or so and the last 6 months has continued the same.

I start with the 1913 2/6 booklet stitched at right (SAHB B1, I enquired if the interleaves were plain or waxed and they thought they were the former) offered by Spink on 24 Jan. (*Fig.1*). With the cover largely discoloured a deeper red it was catalogued £6,500 and estimated £1500-£1800. The hammer price was an above cat £7,000 which with commission and various VAT's amounted to just over £9,000. Another unusual Spink item (16 April) was the King's head 1½d with wmk sideways (*Fig.2*). Despite a short perf top right and added perf bottom left it still made £450.



Fig. 1

Grosvenor had a good collection of SWA on offer on 5 June. SWA is rather in the doldrums at the moment but any hope of selling this lot was kyboshed by some ludicrously overoptimistic estimating. Take, for example, lot 1067, the nice Klein Windhuk rubber datestamp (Putzel B2a, 1200 points) on 1d on



Fig. 2

cover. It was estimated £300-400. When SWA was in its heyday a few years back it could just have fetched £120-140. I think I'm right in saying there are two equally fine

examples in this year's Leamington auction reserved at about £60 each (so bargains for someone?). The vast majority of items failed to sell but I'll mention 2 that did. Firstly the rare unaltered German wanderstempel (FPO1) cancelling ½d on a post card (Putzel B1 for Tsumeb, 6000pts) (*Fig.3*). This made £700-£1000 pre-commission a few years back. It was one of the few sensibly estimated lots at £500-600 and made £530. The other is the nice Kub "postagentur" cachet (Putzel B1, 4000pts) cancelling 1d on cover (*Fig.4*). This was overestimated at £6-700 but did sell for a surprising £595. One other point of interest from this sale was that, taking the quoted realisations, several lots were sold at between 70-75% of the lower estimate and one down to 60% despite the advice given in the catalogue.




Fig.3

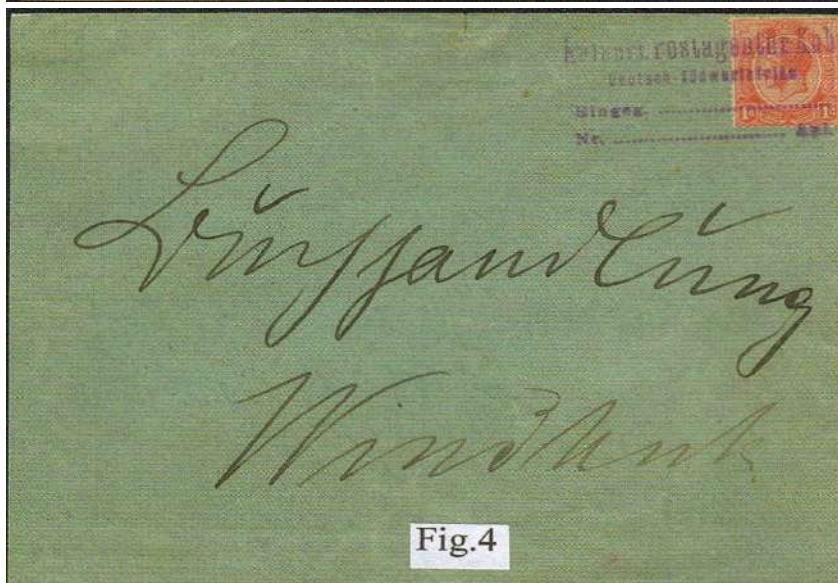


Fig.4

So now to Murray Payne and their pair of Penmaen sales in March & June. Penmaen is a hamlet in Wales giving a clue to the owner of the material! I had an email discussion with Dickon Pollard as I thought a sale of this magnitude should be public. For those on limited budgets we have to manage what we buy, especially if it's expensive and we want lots of it! Anyway Dickon explained their situation and it is commercially very unattractive for them as it would add considerably to their costs which would include paying for the site, transport, manning and insurance. I don't know how many of you have used www.the-saleroom.com (where you can bid live in their auction, albeit with a surcharge of 3% on the hammer price). It is, in fact, a very good site and simple to register for. Interestingly Spink are now also using it after "Spink Live" developed problems. They cover the costs and absorb the 3%. Congratulations are due to Dickon, however, for the best research and describing of lots I've seen in a long while.

A question we've all pondered is how much an auction price sets the price for the same item in the future. The De Villiers sale was remarkable for one bidder just bidding on until the lot was secured. Take lot 550 in the June sale, for example, the unhyphenated 2d strip with the frame completely missing from the top stamp and largely missing from the one beneath. We've been watching these in the auction reports and it's not long ago that they were making about £2,400. At the De Villiers this jumped to £7,200! In this sale it reached £6,000 (+ £180 if on line).

There was so much exceptionally fine material in these two sales that it's difficult to know where to start and I can't give prices for all of it, or illustrate them all, so I'll start by referring you to the double page ad in the first *Springbok* of this year. The embossed "Postage 2d/Registration 4d" die proof made £425. The cto B4 of the 1/- Issue 4 with interrupted printing at bottom made £1350 against an estimate of £750 (the mint B4 from the right of the same sheet but more affected so that only the tops of the frames are printed, lot 577 & on the front cover of the June auction, made £5250).

The Pretoria typo ½d bottom left corner B4 imperf between stamps & left margin was, surprisingly, one of the few unsold lots at an estimate of £700. The London ½d bottom marginal strip of 5 showing the double printing was estimated £7,500 but made £17,500 (unless the 1st "1" was an error for "£"!). The die proof ½d (vignette & frame, only the former illustrated) made a near double estimate £950. The arrow B12 of the screened 6d with interrupted printing made £3000 (est. £1200). The 1927 2d colour trial in slate-purple & black made £750. I can't find the bantam war effort 1½d with missing roulettes but an um B4 in the June sale made £475. The unhyphenated roto 3d B8 with partially missing vignettes made £4,400. On the second page of the advert the 2d roto top double row from the booklet printing including two tête-bêche pairs made £9,750. The 1d strip of 4 with the last stamp tête-bêche made £600 (one non-variety stamp had a gum bend but this was more than made up for by the marginal mark). The vertical part arrow strip of the 2d has already been mentioned. I can't find the springbok head proof B4 but the super 2d postage due B4 with partly missing frame due to a foldover made a remarkable £6,250.

The prices overall were remarkably high and taking a more chronological look at some a publicity card for the 1910 2½d commemorative made £1250. The Mackay essays showed the vagaries of auction. The 5 values in brown in the 1st auction made £250, in the 2nd auction se-tenant strips of 5 each made £700-750! The King's head die proofs astounded me. I can remember when £140 or so was the standard price. About 5 years ago they struggled to make £240 (£350 for the complete design with uncleared surrounds). In these auctions they made from £650 - £1,250 each & the uncleared surrounds version £1,500! The imperf colour trials have always been popular but here they made £750-900 each in the 1st sale and £1,100 to £2,500 each in the second. It's far from clear in most cases why there was such a marked difference. The Madagascar specimens made £3,600 and of the issued stamps the 1d plate 5 in control pairs or strips of 3 made £220-£325 each.

Cont'

It's a while since I've seen the 5x1/- 1929 air colour trials offered. The set made £300 (a much smaller increase in value than some items and the set in B4s remained unsold at an estimate of £900 which would seem to have been a bargain!). The BW recess pictorial proof cards with 2 imperf proofs on each card seemed to make between £4,200 & £4,600 each (ex the 2/6 with a crease which made £3,300) and the wonderful Madagascar specimens in B6s (Fig.5) made £4,900.



Fig.5

With the unhyphenated roto a lmm 1932 4d bottom arrow pair with upright watermark made £160. The 1/- with twisted horn variety in a top arrow strip of 3, watermark upright and the stamps um made £190 whilst an um pair with wmk inverted & no margins attached made £160. With the former catalogued 3 times the latter and having an arrow attached I know which I think the better value was! A fine used corner pair with the same variety (again wmk inverted) made £240. There's been a lot of discussion over the last 2 years as to the

value of the 2/6 green & brown with inverted watermark, especially unmounted mint. A pair with dropped vignettes (Fig.6) made £600.

Of the hyphenated an imperf B12 of the 1d made £600 and the 6d falling ladder used (& quite scarce as such) made £240. I have to mention the 1947-54 Cultural Museum proofs after my faux pas in a throw away comment in the last auction report which was quickly picked up by Mike Tonking (see last *Springbok*)! A nice B4 of the ½d frame (Fig.7) made £900 whilst a pair of the complete design made £450.



Fig. 6

A rare set of the 1933-6 Voortrekkers overprinted SPECIMEN on a Goebel AG Darmstadt card made £800 and a set of 4 Silver Jubilee covers each with a B6 including the "cleft skull" variety made well over estimate at £450. The nice colour trials of the 1914-22 postage dues mostly made £650 each and the only recorded use of the 1/3 King's head on cover used in SWA (to Java), and previously mentioned in an auction report, made £1700.



Fig. 7

So - plenty of expensive material around and more to come with rumours of a third Penmaen sale and Spink announcing they've got a good lot coming up in the Autumn. With a relatively small portion of the material ending up in SACS members hands one does wonder who some of the other buyers are and why they're not members. I suspect investors are buying up a lot of the proof material but one does wonder if it's actually going to prove a wise investment at these prices. It reminds one of the 1980s.

SWAZILAND PHILATELY TO 1968 – AN IMPORTANT NEW PUBLICATION

A REVIEW BY JOHN SHAW

This book, of 534 pages, and edited by Peter van der Molen, and with contributions from Andrew Higson, John Kaupe and Alex Visser, is published by the Royal Philatelic Society, London, and available from them, and had support from the Philatelic Federation of South Africa and the East Rand Philatelic Society. The price is £67.00 (£60.00 to RPSL members) – and is a hard bound quality A4 book.

Every so often, we see a philatelic publication which becomes the ‘bible’ for its subject, examples being John Easton’s De la Rue book and the Jack Hagger Union Handbook/Catalogue. Whilst nothing is ever the last word, this is the most exhaustive and comprehensive work ever published on Swaziland philately and it will be, for many, many, years its bible.

Andrew Higson’s fine 14 page introduction includes early Swaziland history, the concessions and political developments, and is well researched and beautifully illustrated. Even for a non-philatelist, it would be a good read in itself. Up to 1895 the stamps of Transvaal were used by the sparse literate population and material from this period is documented, and is rare. The 1894 convention gave Swaziland its first postage stamps, these being the Transvaal Vürtheim issues, overprinted Swazieland, where reprints, fakes and forgeries abound; John Kaupe is the acknowledged world authority on the Vürtheim stamps and his extensive guide on distinguishing the wheat from the chaff is, in itself, worth the price of the book. The 1898 ‘Unrest’ and 1899-1902 Anglo-Boer war resulted in the evacuation of virtually all the European population and consequent rarity of covers, many of those known being illustrated

From 1902-33 stamps of the Transvaal and the Union of South Africa were used and the well-known groupings of pre-Union, interprovincial and Union period are well covered. It is also interesting to note that in 1905 the name of the capital, Embabaan, was changed to its present and much better known name of Mbabane.

Swaziland got its first ‘proper’ stamps in 1933 in the rev Tugman’s beautiful design which endured through the KG VI into the QE II £5 revenue stamp. The essays, proofs, specimens, varieties, and the dubious KG V Officials are covered in depth and the same applies to the subsequent issues, including the ‘ghost’ King Edward VIII proposals. However, I ask the reader to see if they can spot why the ‘Approved design’ annotation on the KG V 2d illustrated from the ‘Royal’ collection is actually a misnomer.

Alex Visser provides the chapter on postal markings and with cross-referencing to Proud, Harvey Pirie et al, and incorporating a rarity guide this, again, is a most useful inclusion; equally valuable is the chapter on postal rates, covered here with great diligence. It had actually escaped me that from 1963-66 there was a British Forces contingent in Swaziland who, naturally, had their very own Field Post Office.

At the end of the book come the increasingly popular revenues, both those issued or overprinted specifically as such, and normal postage stamps used fiscally, with the unissued £5 QE II stamp and its unique specimen providing a fitting finale.

I know all the contributors to this book and how much work Peter van der Molen put into it. It is a lifetime’s achievement and a great credit to him.

BRITISH EMPIRE SPECIALISTS QV-KGVI INCLUDING SOUTH AFRICA

Sets, Single items, Postmarks, Varieties, Revenues,
Postal History, Postal Stationery.

If you have a wants list please contact us

We publish a buy/bid catalogue of British Colonial
issues and a Postal Auction Catalogue which covers
the whole world, these catalogues are produced three times a year,
if you would like copies please contact:

DAVID LOFFSTADT

P O Box 107 Bromley, Kent BR2 8ZA

Tel: 020 8462 7185 Fax: 020 8462 7387

E:mail davidloffstadt.stamps@yahoo.co.uk

Member of PTS for over 30 years.

SOUTH AFRICA COLLECTORS SOCIETY

Proposed New Auction Rules

Editor's note: on the following pages our Hon. Auctioneer Nick Arrow has drafted some proposed changes. He would very much like to hear from members who have any thoughts or comments about the proposed changes.

Comments by Nick Arrow on proposed new Rules

Generally, the new Rules are suggested to bring into line the differences between the Postal Auctions and the Live Auctions which will hopefully become the main source of the funds raised by the Society's Auctions. They also reflect the increased confidence I have in approaching the Auctions.

The alterations are in red - some minor adjustments have been made by omitting replaced words etc, but these are not included for ease of understanding!

1. Vendors are reluctant to set reserves. The new rule seems the best way forward, but the final decision is always left with the Vendors.
- 3 Some Purchasers submit bids by email sending copies of the Bidding Form which I cannot open - this clause is designed to overcome that problem.
- 4 Just to make things quite clear!
- 6 These are the Live Auction bidding steps and work pretty well.
- 9 This incorporates the current Postal Auction practice.
- 10 This incorporates the current Live Auction practice, but may explain why a lot which has only one postal bid may be sold just above the reserve.
- 11 This tidies up what happens, again to make it blindingly obvious.
- 12 Under the theory that I am beginning to know whom to trust (which is actually most people!), it seems unnecessarily pedantic to keep a Purchaser from his lots just because he has not paid a few pounds. I do not propose to send out expensive material to people who are new on the horizon!
13. I now know how PayPal can be made to work, and one member recently specifically requested that he pay by this method, although it is a bit more hassle for me. Now the option is available, we might just as well use it, however reluctantly.
- 15 This is actually the same as before but in clearer language.
- 18 This is designed to ensure that the Postal Bidder's maximum bid can be put if another room bidder is also interested in the lot.
- 22 Also hopefully self-explanatory. Hopefully most material will be disposed of by the third offering, after which it will be reoffered with other material. [I did have quite a marked degree of success this way in Auction 33, when people bought material for more than they would otherwise have done previously!]

South Africa Collectors' Society — Rules of the Auction

1. Vendors submitting material to the Auctioneer do so at their own risk or by Signed For Post (i.e. at the risk of the Post Office). Lots will be held by the Auctioneer under the terms of the Society's Insurance Policy at the price stipulated as the reserve sale price. **If not set by the Vendor, reserves will be set by the Auctioneer, who will advise the Vendor of the amount of reserve suggested. The vendor may adjust the Auctioneer's recommendation.** The reserve quoted in the auction list is the **minimum acceptable bid**.
2. Lots (with all noted imperfections) will be described as accurately as possible. Bi-lingual pairs are horizontal unless otherwise stated. Any postal queries concerning the Auction or any Lot described must be accompanied by a return envelope duly stamped (or with an International Reply Coupon).
3. Postal Auction bids (preferably listed in numerical order) are to be notified to the Auction Manager using the form provided or by email. Telephoned bids may be accepted but must be confirmed in writing **or by email. Purchasers who submit their bids by email will be presumed to understand and accept the Auction Rules.**
4. **Members who cannot attend a live Auction may submit postal bids using the form provided.**
5. Bids cannot be accepted from a member who is in default of a previous auction.
6. Bidding Regulator - Bids shall be in accordance with the following increments (non-standard bids being rounded down) :-

Up to £5	- 50p steps	£5 to £20	- £1 steps
£20 to £60	- £2 - £5 - £8 steps	£60 to £120	- £5 steps
£120 to £200	- £10 steps	£200 to £500	- £20 - £50 - £80 steps
£500 - £1000	- £50 steps	Over £1000	- At Auctioneer's Discretion

7. "Buy Bids" are not acceptable.
8. Members with English Bank accounts should send **with** their bid forms, a blank crossed cheque made payable to 'SACS' (with the auction closing date) and endorsed 'Sum not to exceed XX.00' (£XX.00 covering the full value of the bids plus an allowance for postage).
9. **The purchaser of any lot in a postal auction shall be the highest bidder, at the bidding step immediately above the second highest bid, or at the reserve price if there are no other bids. If there are two equal bids, the bidder whose bid was received by the Auctioneer first shall be the winner.**
10. **In a live Auction, the Auctioneer will use his discretion when bidding to secure any lot on behalf of postal bidders, but without liability to the Society or the Auctioneer.**
11. **Successful bidders will be advised by the Auctioneer as soon as possible after the Auction. Those who have not submitted a cheque with their bid forms must pay for their lots (plus a sum to cover postage and packing). All payments must be made in English (Sterling) currency. Payment by BACS can be made. Cheques or Postal Orders are to be made payable to "SOUTH AFRICAN COLLECTORS' SOCIETY" (or "SACS") and NOT to the Auctioneer personally. Payment in English currency is acceptable but sent at the purchaser's risk.**
12. **Lots may be despatched before payment is received at the discretion of the Auctioneer.**
13. **Overseas Members can make payment (preferably) by International Bank Transfer or by PayPal (any fees for such service being met by the Purchaser). The appropriate details will be supplied on application to the Auctioneer.**
14. **Postage and Packing is payable by the Purchaser.**
15. **Lots to a total value of less than £75 will be despatched (at the Purchaser's risk) by normal 2nd class post to Purchasers living within the United Kingdom, or by airmail to overseas Purchasers. Lots exceeding £75 in value will be despatched by Signed For Mail (Airsure or International Signed For Mail to overseas purchasers). Purchasers may stipulate alternative arrangements but lots sent other than by Signed For Post will be submitted to them at their risk.**

16. To facilitate customs clearance, the appropriate customs form will be used for overseas buyers, except for EC countries.
17. If a Purchaser requires an invoice sent under separate cover, the Auctioneer should be notified.
18. **The Auctioneer may bid in any Society Auction, but in the case of a Postal Auction, the Auctioneer shall not bid for any lot for which he has already received a postal bid.**
19. Commission of 10% is charged to vendors on all lots sold (**subject to a minimum commission of 25p**). There are no lotting or unsold charges, VAT etc. Vendors will receive payment for sold lots approximately 35 days after the Auction closing date.
20. Purchasers will have the right to return material in the event of a misdescription within 21 days of the end of the Auction and receive a refund of the purchase price. However, if the alleged misdescription is in respect of the condition of the material, the Auctioneer will exercise reasonable discretion and, if satisfied that the material was accurately described in the Auction Catalogue, may refuse to refund the purchase price. There will be no right of return in the event that the material and its condition have been correctly described.
21. Lots which are not sold may be purchased after the Auction at the reserve price - the first interested Purchaser shall be the purchaser.
22. Unsold lots will be offered for sale **in a later Auction** but at a reserve reduced by approximately 10-15% - **if still unsold, they will be offered in a second later Auction after a further reduction**. If still unsold **after being offered 3 times, unsold lots may be amalgamated by the Auctioneer with other unsold lots belonging to the same Vendor** or will be returned to the owner by Signed for Post at the owner's expense.
23. Any alterations to these Rules will be published in *The Springbok*.

Abbreviations

A	Afrikaans	LC (RC)	Left (or Right) Centre
Arr pr	Arrow pair	Marg	Marginal
(or B4 etc)	(or B4 etc)	MH (or M*)	Hinged in margin
BL (BR)	Bottom left (or right)	MS	Miniature sheet
B4 (B6 etc)	Block of 4 (or Block of 6 etc) [In the case of large blocks, the detail will be given eg B24 4x6 will mean a block of 24 stamps, 4 stamps across and 6 down]	M/s	Manuscript
		Opt (or o/p)	Overprint
		Perf	Perforated (or perforation)
CB (CS)	Cylinder Block (or Strip)	R	Right
Cds	Circular date stamp	R1/1 etc	Row 1, 1 st Stamp etc
Cto	Cancelled to order	SACC	South Africa Colour Catalogue
Dist	Distribution	SG	Stanley Gibbons Catalogue
E	English	T (TL - TR)	Top (Top left - Top right)
FDC	First Day Cover	Tb (or t-b)	Tete-beche
FFC	First Flight Cover	Vfu	Very fine used
HB (or SACH)	Handbook, ie 'The Stamps of the Union of South Africa 1910 - 61' Edn Haggart	V1 (etc)	Variety 1 (etc) (as stipulated in HB)
HG	Higgins & Gage Catalogue	Wmk	Watermark
Inv	Inverted	**	Unmounted mint.
Iss	Issue	(**)	Very light mounted mint (ie minimal gum disturbance)
L	Left	*	Mounted Mint
		(*)	Gum washed off (or very heavily mounted) unused
		o	Used

Argyll Etkin Limited

Specialists in all aspects of Philately with particular interest in Southern African territories & our stock includes an interesting range of material

AUCTIONS - We usually conduct several Major sales each year

17 Waterloo Place - (Corner Pall Mall) - London SW1Y 4AR

Tel: +44 (0)20 7930 6100

Fax: +44(0)20 7930 6109

E-mail: philatelists@argyll-etkin.com

Website: www.argyll-etkin.com

We welcome visitors Mondays to Fridays 9 - 5



JOHNSON PHILATELICS

DEALERS IN FINE STAMPS & POSTAL HISTORY



Pretoria Typo's 1d Imperf Plate Proofs.
£285



Harrison Essays
1d Springback.
£90



Pretoria Typo's 6d
Colour Trial/Plate
Proof. £150



Harrison Essays
1d Springback.
£65



1d Imperf Frames,
Museum Proofs,
24 Pairs Exist.
£600



1/2d Imperf Centres,
Museum Proofs, 24
Pairs Exist.
£600



Harrison Essays
1d Springback
'Muster'. £120



Pretoria Typo's
1d Imperf Colour
Trial/Plate Proof.
£160



Pretoria
Typo's 1/2d
Imperf at
Left. £550



Airmail 9d Green Imperf. £725



Pretoria 1d Spectacular
Offset Block. £275



c1953, Group
of Four Photo-
graphic Essays.
£240

Contact Richard Johnson for these & other selected South Africa. www.johnson.co.za
P O Box 32091 Summerstrand 6019 Port Elizabeth South Africa Tel: (+2741) 5833159 Fax: 5833187 Email: info@johnson.co.za
Prices Exclude 14% VAT for SA residents.