


THE SPRINGBOK

ISSN 0955-6753



www.thespringbok.africastamps.co.uk

SOUTH AFRICAN COLLECTORS' SOCIETY QUARTERLY

Volume 61 No. 4



FLORIDA *Spelt* FLOIRDA *see page 92*

Contents	Page	Contents	Page
Society News		Articles	
London Meeting Report	84-85	RSA Registered Mail Labels	Giovanni Palazzo 96-99
AGM Report	86-87	POW's during WW11	John Ahmed 100-108
Southern African Conference Report	88-92	Kruger Park Souvenir Sheet	Giovanni Palazzo 109
Carlisle Meeting Report	92-93	Gold Mine Missing Shading	Roy Ross 110
SACS Leamington Meeting Report	94-95	SAW Official Overprints	Mike Tonking 111-112
Membership News	83	Large War Effort Nurse Stamp	Peter Pannall 112
Visit to British Library	82	Request for information on ZA1914	John Garlick 109
Features.			
From The Editors Desk	83		
Auction Prices Leamington	113		
Archive of Study Collections	104-5		

© SOUTH AFRICAN COLLECTORS' SOCIETY 2013

ISSN 0955 - 6753

Member of

Association of British Philatelic Societies

The Philatelic Federation of Southern Africa

We are also a sponsor of the Stamps in Schools Project

Hon. Life Members
(since inception in 1947)

Eric Sherwood†, Reg Allen†, Jack Haggert†, Bill Branney†, Fred Clark†, Godfrey Mellor†.
John Shaw, Max Whitlock, Eddie Bridges

Hon. President

Sqn. Ldr. John L. Shaw MBE FRPSL

Society Hon Official details

SACS meetings for 2014

Carlisle Meetings

Saturday 22nd March 2014

Saturday 20th September 2014

London Meetings

6th April 2014

20th September 2014

Letchworth to be announced

Visit to British Library

On Thursday, 15th May 2014 at 14.00hrs we have arranged a visit to the British Library, Euston Road to be given a guided tour of the "Monks Collection of South Africa air mails from 1911 to 1960", formed by David Monks and bequeathed in 1981. Mr Monks' nephew was a member of the Society until recently. Will members & friends who wish to go on this tour please let Chris Oliver know by 31st March 2014. Names have to be registered before the visit for security purposes and numbers are limited.

The Springbok is published

quarterly for the benefit of

Members of the South African Collectors,
Society. It is not

available to non-members.

Contributions in the form of letters, notes,
reports of SA

related activities, articles, etc., are always
welcome and should

be sent to the Hon. Editor.

All correspondence including a SAE will be
acknowledged.

Editor

R W Ross

28 Duddon Drive

Walney Island

Cumbria. LA14 3TW

Editorial Panel

T. Howgrave-Graham

C. Oliver

J.L. Shaw

©South African
Collectors' Society,
2013

ISSN: 0955-6753

Vol. 61 Iss. 4 Whole No. 324
Founded 1947

Editorial

Members have requested that the Address's of Society Officials be included in the Springbok. I have now included these on the inside cover. Included with this issue as a separate flyer is the membership renewal form. Would members please give this form their urgent attention and return it as soon as possible to our membership secretary.

On page 104-105 of this issue you will find part 1 of the Archive of Study Collections. There are 20 in total. 12 in this issue and the other 8 will be in the next issue of the Springbok.

As you are reading this I have already started the next issue, which I hope will be ready for the printers at the end of February 2014. Please could I have any articles, which I am always looking for, for inclusion in this issue as soon as possible.

May I take this opportunity to wish everyone a Happy Xmas and prosperous New year. *Ed.*

Membership

Welcome to new member

1176 John Garlick — Australia

From the Editors Desk

In the last issue of the Springbok Vol. 61/3 page 56. Nick Arrow writes “*I suspect that it was sent either to use of “old” stamps (as the Animal definitive stamps were then current) or for the benefit of the recipient receiving used stamps*” This was in connection with an example of a cover which is illustrated on that page.

One of our distinguished Northern members, Eric Hammond informs me that Mr Stroud, the recipient of the letter, was well known to him and he was a stamp dealer for many years.

Congratulations to Nick Arrow. His recent book entitled “South African Airmails second Edition” was awarded a Large Vermeil medal at Jomapex. The Book is available from him at a cost of £30 which includes P&P within the UK. Those living outside of the UK please add P&P.

At the recent Congress Awards the following members were awarded for Articles in the SA Philatelist, June 2012 to April 2013.

Otto Peetoom :- Missing Colour—the 1948 1/- Gnu with Frame Omitted, SG 62a; Jun 2012. A major Union 1/- Official Variety overprinted OFFICIAL-OFFICIAL and OFFISIEEL-OFFISIEE; Aug 2012. The small format 2d Union Building Definitive, SG 134 and subsequent OFICIAL Overprints; Dec 2012. How Deep is my Blue? Final reprint on the 3d Groote Schuur Definitive; Feb 2013.

Nicholas Arrow :- Tercentenary Celebrations 1952; Aug 2012.

I would also like to report that Colin Hoffmann has completed his stint as representative (Vice Chairman) for the UK & Europe and has handed this over to Andrew Higson

LONDON MEETING – OCTOBER 2013

By John Shaw

Our second 2013 London meeting was held, as usual, at the Calthorpe Arms in Holborn, those present were John Archer, Richard Barnet, Maurice Flack (attending his first London meeting), Tony Howgrave-Graham, Christopher Oliver, David Osborne, David Page and John Shaw. There were apologies from Roland Archer, Tony Johnson, Nicholas Lindstrom, Sebastian Payne and Simon Peetoom. The short committee meeting to discuss business matters concerned separation of the Leamington and society accounts, cheque signatories, the physical size of the Springbok, the society photocopier and the London venue; for the last two items it was decided to leave things as they are and, whilst the Calthorpe Arms was not an ideal venue, it was both convenient and inexpensive. We also decided that, unlike this meeting, most London meetings should have a theme and a “Leader”.

Unlike our last meeting we failed this time to get a short display from all those attending but Maurice Flack did promise to show us his commercially used “homelands” collection at a 2014; at 63 Maurice is still a working lad, trying to integrate paid work with a demanding job as Kent Federation competitions and events organizer, plus being a helper at the Royal. Life is a little easier for him now, since he handed over the job of president of the Federation this summer (to me!).

First to display was John Archer who showed the hyphenated 3d Groote Schuur stamps, asking how to identify the different issues by perforations; the answer given is that one identifying feature is that small perforation holes are found on the 44A and 44B cylinders and small or large holes are on cylinder 17; this latter issue also has the 3d “Dark Blue” previously listed by Gibbons, but with the caveat that whilst the Dark Blue has large holes, the converse need not be true and many interim shades have large holes so, whilst large holes indicates cylinder 17, not all large hole items are this rare deep shade – if that makes sense!. John included some very nice large blocks and controls in his show. David Page had just four query items, seeking further information. Firstly a poster publicizing the inauguration of the 29th June 1937 Empire Air Service, then a cigarette card with a picture of Barbara Palmer from a Neville Lewis portrait, this lady being the nurse depicted on the 1d war effort stamps; David asked if any other war effort stamps appeared on cigarette cards; no one was able to help, but maybe a reader can. The last two were a piece with an undated postmark for “Southampton Airport” and a photograph showing the postmaster-general putting a letter from the King on to the first flight of the Empire Air Service.

Richard Barnet displayed a lovely study relating to Thomas Baines and his rock paintings, including many used in South West Africa, including postage dues on cover; the pictures are a delight and this shows what an interesting show can be made from relatively modest items. David Osborne showed Marion Island, an island landed upon, and claimed, by South Africa in 1947. It was January 1948 before the island got its own official postmark but the legendary Alan Crawford devised an oval handstamp which was used on mail from 1945. Lt Cdr Alan Crawford was postmaster of Tristan da Cunha and, after retiring to the South Coast in England, became a good friend of Alec Page, one of our earlier stalwart collectors. Two especially interesting items were a 1968 cover with the centre missing from the special cachet and, unusually, a 1947 inbound cover to Marion Island – again, a very nice study.

Christopher Oliver showed an unusual display of airgraphs, noting the five different types of forms used by senders, and which were then microfilmed for transmission. The service started in May 1942, one way only, but soon became a two-way service. An interesting forerunner was an airgraph from South African forces in Egypt in 1941, using the British forces airgraph service. There were different rates for civilians and military and a nice item was an 8d to 3d reduction rated from 1944. Included in the five types mentioned was an Afrikaans version and the pictorial Christmas greetings forms, together with instructions. Another scarce item was the Italian prisoner-of-war letter refused for transmission and examples of the envelopes used for delivery. My favourite item, though, was a cartoon of a weary sailor lounging in a trolley

SPEED NOT TO EXCEED THREE YEARS PER COMMISSION		TO HOME UMPTEN THOUSAND MILES
---	--	-------------------------------------

The sailor, with a bottle in his hand appeared not to have a care in the world.

Cont'

Continued:

John Shaw showed a study of the 2d unhyphenated stamps, with the Sepia & Mauve colour trial, top and bottom arrow blocks of Issue 2 and 2A, with different arrows but the same frame characteristics, all four arrow blocks of Issue 3 in both the normal and the Indigo and Violet shades and identifying features of the various top left and bottom right corners and their developing flaws. The Issue 2 arrow pieces are quite rare, as are the Indigo & Violet arrow pieces and our chairman says I should have used a few superlative adjectives in this report but, I suppose, modesty forbids. There was a proving strip of 22 of the 2d roll printing, with the “rift in cloud” flaw, several of the more eclectic varieties such as “shaking the duster” and “falling masonry”. Finally there was an irregular bottom left positional corner block of seven, Issue 3, with one stamp showing completely missing frame and another 95% missing, this being a recent purchase from the Patrick Williams sale, and a bottom positional arrow block of eight which included two tête-bêche pairs. Originally it was believed that only one sheet of the 2d tête-bêche “escaped” but we now know of one complete double arrow row in South Africa, another complete double arrow rows recently sold in the Penmaen sale, this one shown, an arrow pair seen at Stampex and possibly soon to be put into auction, and an arrow strip of three sold many years ago by Bridger & Kay, and seen by myself at the time, so that will make at least three sheets, but I think that is it!

Tony Howgrave-Graham, our chairman, showed an interesting selection of postage due covers, the first being a circular “1d T.P.O” mark indicating that postage due had been charged on the train and which surely must be the envy of most advanced postage due collectors. The Union did not get its own postage due stamps until 1914 and so, from 1910, charges were often collected using the Transvaal PD stamps, and Tony showed a lovely cover with the Transvaal 2d PD used in the Union period. Then there were examples of normal KG V head stamps used as postage dues, one 3d and one ½d being shown, the latter also being used to collect customs duty, and which I had not seen before. The ¾d cigarette tax label was also there, used as is normal, from Fordsberg, and a strip of four complete labels (rather than just the centre cut-out), used to collect 3d postage due – but with no address. The 1925 airmail stamps were supposed to be for payment of airmail postage only, and normal postage stamps used to pay the appropriate surface rate, although most offices ignored this so long as the correct amount was paid; a few covers are known where the correct rate has been paid, but not in the correct proportion, and Tony showed one example where postage due was charged. Finally, he had to show his latest acquisition, the large parcel piece franked with ten 1/- officials which included both the dieresis varieties – one of the most important Union official items.

Attendance at this meeting was, again, improved and a most varied and entertaining afternoon enjoyed by all those present.

— O —

Advert

**A Record of the A.G.M. of the South African Collectors' Society held at
The Falstaff Hotel, Leamington Spa at 17.00hrs on 1st June 2013.**

By The Hon Secretary Chris Oliver

1. **Apologies** had been received from David Osborn, Dr. Chris Board, Robert Johnson, Nicholas Lindstrom, John Sussex, Roald Sand, Bas Payne, Francis Kiddle, Michael Berry, Peter Grimley and David Haig.
2. **Record of previous A.G.M.** was approved by all and duly signed by the Chairman after having been proposed for adoption by Nick Arrow and seconded by Tony Johnson.
3. **Matters arising if not included elsewhere in the agenda.** Following from the above minutes it had been agreed to keep the accrual system of accounting and retain the option to allow South African members to remit in Rand.

The Hon. Secretary had enquired of the Philatelic Federation of South Africa whether a table could be made available for us at the JOMAPEX 2013 National Philatelic Exhibition to be held from 9 to 13 October 2013 in Johannesburg. We have been given a free advertisement in the S.A. Philatelist magazine from which we have had some responses.

4. The Hon. Chairman's written report.

I was honoured to be elected chairman at the last AGM and will endeavour to keep the Society on track and fill John Shaw's capable shoes. As the AGM was only 6 months ago this will inevitably be a short report and will include some aspirational thinking and assessment of our role as a society.

Before any of that, however, there is one major announcement, duplicated in the Hon Secretary's report. Roy Ross has stepped in as Editor for the Springbok. Many of you will remember him from his time as Secretary. Our thanks go to him and we will do all we can to support him in continuing to produce an informative and excellent magazine.

My view of the role of the Society is that foremost it should provide a friendly atmosphere where everyone can exchange views, display interests, collate, improve and publish their knowledge. It should reflect the collecting interests of its members. Here, I'm aware, that articles over the last 10 years have mostly concentrated on earlier Union material. This has been largely due to the fact that that has been the interest of those prepared to write articles. In the past the Springbok covered new issues and studied them. Articles were grouped together to produce the invaluable handbook. The 1st Republican Issue, which is full of interest, followed suit but since then things have gone quiet. As with all countries the Post Office policy of producing multiple new issues every year has added enormously to the problem. Eddie Bridges tried to address it and I know Roy Ross intends to. However, for this to be successful it will require active participation from collectors who hold much of the material. Then there is the issue of Postal History. The Handbook is excellent in respect of the philately but somewhat weaker when it comes to Postal History.

As with all Societies membership is ageing and numbers dropping. We're fortunate to have maintained a solid membership but I would still like to see it grow. Advertising is expensive and picks up very few new members. Word of mouth is by far the best advertising so I would encourage all members to sing the Society's praises and become more participative. This doesn't necessarily mean standing for office or writing articles you don't feel confident to produce but it does mean letting us know you're there and what your thoughts and interests are.

After the turbulence of 2012 I can report that the Society is now on a firm footing. We have an editor. We have a new constitution and the accounts have been reformatted. There are still a number of lesser items the committee is working on but the outlook is good.

5. The Hon. Secretary's written report.

Earlier this year we were saddened to learn of the death of another of our stalwart members, Ray Glanville-Jones. Our formerly strong Northern group has been decimated in recent years.

Roy Ross, who was elected to our general committee in November last, has agreed to become our Hon. Editor. We wish him well in this task and request that members provide him with news and articles with which to fill the pages.

Attendance at meetings in London and Letchworth were not as well attended as in previous years. The Letchworth meeting was augmented by the local philatelic society who had been strongly encouraged to come along, by Bob Hill. Hopefully, this experimental meeting at Leamington Spa, promoted by Simon Peetoom, will set a trend in the opposite direction and we may be able to continue it.

We have enrolled five new members this year, two from S.A. following our recent advertisement in the South African Philatelist. Unfortunately, four members have dropped by the wayside, so we are barely holding our membership numbers.

Cont'

Paul van Zeyl has been having severe health problems but appears to be working as hard as ever and keeps his sense of humour. We all wish him well.

You should be aware that on Saturday 29th June, the Society is publicising itself at the 95th Philatelic Congress of Great Britain which is being held at the Hallmark Hotel, Matson Lane, Robinswood Hill, Gloucester GL4 6EA. Four members are going to be on patrol to answer any awkward questions and to enroll new members as well as looking after the displays. c.e.o. may 2013

6. The Hon. Treasurer's report. The accounts to Dec. 2012 were as printed in the Springbok. A budget forecast for 2013 including expenditure to-date was circulated. This indicated that, although receipts from subscriptions were slightly lower due to the option of electronic dispatch of the magazine, the funds showed a healthy increase.

Those present considered that the presentation of the accounts was much improved.

Discussion took place concerning separating the Leamington November account from the S.A.C.S. account or, at least, enabling it to be managed separately. Further discussion at committee level will take place to see if this can be achieved easily.

The Hon. Treasurer's report and accounts were proposed for adoption by Nick Arrow, seconded by Simon Peetoom and agreed by all.

7. Reports from other officers of the Society.

a) Hon. Cover Packet Superintendent & magazine distributor. The cover packet still had a very low take-up. Max will be experimenting with an E-distribution of lists in the near future. He has stamps in hand for the magazine distribution and a source for more stamps at a reduced price. The printer which was purchased for Max, and which has been used by him to generate funds for the society and more than repay the outlay, is now reaching the end of its life. Max asked whether a new machine could be purchased on a similar basis to the last. Some members were against this as local printers were now offering cheaper prices for printing than when the original printer was purchased. This should be set against the current convenience of printing.

After further discussion it was agreed that the committee should decide this after Max had obtained initial costs.

b) Hon. Packet Superintendent. The packet was just o.k. but has, inevitably, been hit by the trend to E-Bay purchases.

c) Hon. Auctioneer. Nick will try to even out the auctions to have two live auctions and one postal auction each year. The live auctions would be at the Leamington Spa meetings.

d) Hon. Librarian. The library is being used more particularly by the North American members. We now have a complete set of Springboks, the library list is available with any new acquisitions being noted in the Springbok.

8. The New Constitution. All queries had been resolved by the sub-committee and the document was now put-to-bed.

9. Election of Officers and committee. All were willing to stand as at November 2012.

Roy Ross has been appointed as Hon. Editor since that time. With that addition Eddie Bridges proposed that they be elected en bloc. This was seconded by Bob Hill and passed unanimously.

10. Ratification of Library Fund. As usual we allocated £200 per annum to enable the Hon. Librarian to purchase new books for the Library. Proposed by Brian Trotter and Seconded by Max Whitlock.

11. Society meetings and events : The meeting at Letchworth and the proposed displays at 95th British Philatelic Congress had been mentioned in the Hon. Secretary's report.

12. S.A.C.S. support for Youth Philately. Nick Arrow proposed and Eddie Bridges seconded that £50 should be allocated. After some discussion the motion was passed by a majority of twelve to four with two abstentions.

13. A.O.B. a) Tony H-G felt that we needed a Website and had been recommended one which would cost about £700. Concern was voiced that an experienced webmaster would be required to spend time in keeping this up-to-date and that unless the committee felt that this commitment was made we should not proceed. Committee to discuss further.

b) Nick Arrow, Eddie bridges and others had expressed concern that philatelic knowledge was being disseminated following the break-up of good collections. They suggest that a bibliography of S.A. Philately should be implemented. For further discussion on procedure.

The Meeting closed at 18.30 hrs.

**A Report of the Southern Africa Philatelic Societies Conference
at the Falstaff Hotel, Leamington Spa on 8th - 10th November 2013.**

by Chris Oliver

Simon Peetoom organised another excellent Conference, the twelfth, with more and different people attending than on previous occasions. If it grows much more, an alternative venue may be required.

Some of us had arrived from overseas with two from America, one from Germany, another from Norway and one, Bob Hill, from Hitchin *Hitchen*, who won the Tony Chilton Memorial Cup this year, by popular vote.

A good number of us arrived on Friday evening but after assembling at the bar, were subject to voluntary apartheid, as members of the O.F.S. Study Circle & their guests were to enjoy a 60th anniversary dinner, whilst others of us removed to the main restaurant. This was also enjoyable, with much convivial discussion between us.

After a prolonged breakfast and the arrival of a few more friends, those present descended to the depths where Otto Peetoom and Simon Peetoom were open for trading and Dickon Pollard enabled viewing of some of the items in his forthcoming auction sale to take place. Not to be outdone, Nick Arrow supervised the viewing of the lots being auctioned in the Sunday sale.

An early start on the invited displays for the day was enhanced, as far as this report is concerned, because each speaker provided a synopsis of the content to the organiser prior to the event.

1) Orange Free State Postal History 1834-1900 - Bob Allison RDPSA

The display of 19 frames began with three missionary covers, 1834-1839, and an **1847 letter from a Cornet in the 9th Dragoon Guards stationed at the Fort in Bloemfontein. Early Orange River Sovereignty (1848-1854) mail included a letter describing the battle of Boomplaatz, a soldier's letter and an 1849 incoming missionary letter. The pre-stamp Republican period, 1854-1868 began with** examples of all five BETAALD hand-stamps, two unique, which were introduced shortly after the first Cape stamps. Other covers illustrated other methods of indicating the payment of postage.

Combination mail using Cape triangulars, and then rectangulars were well represented, both before the OFS issued stamps and afterwards. Unexplained triple combinations on pieces were included.

Following 31st December 1880, the end of the combination period, the display concentrated on the rates of postage and their reductions, both internal and outside destinations. A significant comparison of population in 1880 between the OFS and England, each of similar land mass area, saw a population of only 130,000 (60,000 white, 70,000 coloured) in the Free State and 24 million in England. Hence the difficulty of finding covers from this period and before.

The display concluded with 15 sheets of pre 1900 OFS railway material and the final frame was dedicated to a miscellany of postcards, both inward and outward. Bob described his display as very much a "work in progress" as there was still so much more information still to be ascertained and confirmed.

2) The Coil Issues of the Union of South Africa - Tony Howgrave-Graham

This display is in response to a request to see how these items can best be collected, mounted and displayed. The coil stamps have been neglected cousins of the pictorial issues for too long and no collection of the latter is complete without the coils. The display shows examples of all the Union coil issues including a good selection of R13, the unhyphenated 2d. This issue is a strange, short lived one for which there were no dispensing machines! Mostly used by businesses they were soon replaced by meter stamps. Particular emphasis throughout the display is put upon the variety of ways the two extra rows of images were etched onto the cylinders to create 22 rows of 6, rather than the sheet format of 20. It also illustrates the difficulties encountered, the results and how to recognize them. For some reason more sheets of coil stamps were printed than were required for the vending machines. Records relate to "suitable" sheets being selected for splitting into coil strips but unfortunately fail to mention what the criteria for suitability were. Spare ½d and 1d sheets were issued to post offices cut back to 240 stamp format. Examples of these are shown including a superb interpanneau block of 70 of the 1935 1d which illustrates all the key features of the stamps.

Cont'

As a postscript the display has a request for information. Coil stamps showing various, and varied, marks associated with the vending machines. There are a number of examples of these in the display. Does anyone have any information on the nature and design of the vending machines used?

3) Next a Joint Display

FIELD POST OFFICE Double-circle Datestamps in the OFS/ORC during the Anglo-Boer War - Bob Allison RDPSA

These datestamps are referred to as *DC FPO code numeral* (eg DC FPO 33). Some 32 such datestamps are recorded as having been used in the OFS/ORC during the Anglo-Boer War. In most cases, the code numeral relates to the Field Post Office (FPO) in which the datestamp was first used. However, subsequent to the reorganisation of the South African Field Force in March to May 1900, and the formation of new military mobile columns later in the campaign, some datestamps were used by other FPOs and any one-to-one correspondence was lost.

Which of the DC FPO datestamps had actually been used within the OFS/ORC at some point in the campaign? Fortunately, an authoritative work since was published in 2003: the late Peter Prime's excellent work *British Army Postal Cancellations of the Anglo-Boer War*. From this book, with Peter's permission, the relevant data was extracted in as simple a form as possible, and converted to tabular format for each type of datestamp. This display is prepared from that format.

A Perspective of OFS Postcards after the Anglo-Boer War – Richard Stroud

The assembly of a collection of OFS postcards showing the towns and dorps from 1902 onwards may seem to be a straight-forward task. However, this is not the case and many locations did not have any such cards for several years, some not until the Union period. The reason for this is that such places had effectively ceased to exist: they had been burnt or devastated, and some destroyed, during the Scorched Earth phase of the Anglo-Boer War.

After the Peace of May 1902, Boer prisoners of war were re-united in the concentration camps with their families, given tools and seed and returned to their devastated farms and damaged towns. This continued well into 1903. It took some years for towns to be rebuilt where major damage had occurred. Those postcards that subsequently were produced - a slow process - show much evidence of new build and this can be seen in the display. Cards from many locations have yet to be found.

4) Power-point display of Republic of S. A. stamp booklets 1987 – 2010. - Chris Oliver

This power-point presentation serves to augment a display of 84 pages showing the development of stamp booklets in the Republic from 1987, when the S.A. Post Office decided to re-introduce booklets, until 2010. Although not complete, it is intended to show nuances and peculiarities adopted in their production and issue, either intentionally or by default, which makes a study of booklets more interesting.

In November 1987, Natal suffered from devastating floods. The government authorised stamps to be issued with a monetary surcharge added to aid the relief fund. Sheets of the 16c. "buildings" definitive stamp were overprinted to include a 10c. surcharge. Some of these sheets were broken down into strips of ten stamps, 2 rows of 5 stamps, with the selvedge used to fix these to a simple booklet cover. On the inside of this cover bilingual statements explaining the reason for the surcharge were printed. Two further surcharged issues on commemorative stamps were treated in a similar way and in April 1988, when the flood disaster was considered national, the surcharged 16c. Huguenot commemorative stamp was also used in booklets.



The affixing of ten stamps in booklet covers by use of the selvedge was continued on all but self-adhesive stamps in South Africa from then on.

Cont'

Through 1993, the Aviation stamps were produced in three differing cover designs, although the outer cover remained the same, and with numerals in the bottom left corner of the ten stamps. The format of sheets to achieve this numerical sequence is indicated. The Aviation booklet covers were used in association with standard rate “rhino” stamps later in 1993. Printpak TVL had also produced a similar “rhino” booklet in August 1993 where the stamp depicted on the cover represented the stamp contained therein with red lettering in black. Each booklet has a date and a batch number indicated on the inside of the flap. In mid 1994 the postage rate had risen from 45c. to 60c. The price on the outer cover of a “rhino” booklet was concealed but the rates shown on the inner face remained as before.

Easipost covers were introduced in February 1995 containing standard “rhino” stamps. Again, these are dated with batch codes on the inside of the flap. This continued, with various stamp reprints, until October 1996. The Masakhane commemorative stamps of 1995/96 were issued in booklet form in unilingual cover types for both large and small format stamps.



In May 1996 five air postcard rate “Big Five” stamps were issued in a booklet together with five stylised airmail etiquette labels and reproduced in a different booklet in December that year. July 1997 saw stamps with elliptical security perforations in booklets although the same water conservation issue also used conventional perforations in tandem. There was a growing trend to use booklet covers for advertising purposes. The antelope stamps make an appearance in April 1998 in both self-adhesive and conventional form. Changes in phosphor coating and cover treatment are indicated.

From 2000 onward all booklets contain self-adhesive stamps of either standard rate mail or for air postcard rate stamps. The last 15 pages show variations in printing and design of these.



The display also contains commemorative stamp booklets not mentioned above.

5) The Postal Markings of Natal – Mike Berry

A brief run through the history of Natal prior to annexation by Britain in 1843, was followed by details of the 1846 introduction of the first formal schedule of an inland postal service on main routes serving about 3000 Europeans. Initially three Post Offices were opened at key settlements in 1850, illustrated with pre-stamp and postmarks items.

British subsidised immigration rapidly increased the population but it was not until 1857 that the first stamps, embossed in Pietermaritzburg, were issued to the now 15 Post Offices.

Also displayed were examples of various hand cancellations, Umhlali on embossed 3d, and others on Perkins Baker printed “Chalon Head” perforated stamps introduced in 1859. Only in 1860 were proper numeral cancellers distributed.

Examples of almost every one of the three different generations of numeral cancels on/off cover were shown, followed by some of the very attractive but fragile circular date cancels incorporating royal crowns, and various shield cancels both on/off cover.

Cont'

Later circular date cancels off cover filed A to Z for almost all Natal Post Offices until Union were available to view. Next a brief history of POA cancels with a frame of examples off cover, and two frames of interesting entries, especially Boer War use of the “wandering POA43” cancel. Finally, to complete the display, two frames of covers bearing a varied range of rubber stamp and other postal markings for special purposes, some particularly scarce such as experimental postage paid mark (bulk pre-paid): found without contents at Durban: Besters provisional cancel (ABW): plus some previously unlisted marks.

acknowledgements:-

Hart, Kantey and Leon “The Postal Markings of Natal”, an indispensable guide

John Dickson “The Branch Post Offices of Natal 1852 to 1864” and for years of help and guidance

6) Cape of Good Hope 1792 / 1910 – Bob Hill.

The display covered the majority of the date stamps used, including their varieties and late usage, well into the Union (1940’s).

Amongst covers shown were several with first day cancellations, shipping and assistant shipping postmaster cancels, Boer War covers, some maritime cover including one from the Austro-Hungarian Navy, one from S.S. Nautilus (only two recorded), several with manuscript cancellations including one from Walvis Bay. There were examples of cork cancellations, parcel and pre-post mail and the barred-oval numeral canceller. Bob also showed examples of mail from railway and telegraph offices and items of social history from the period. He read out several Post Office instructions made in the 1880’s concerning the use of date stamps illustrating their importance to the authorities. Bob provided a small illustrated handout, showing cancellations used, to go with the display.



Bob Hill receiving the Tony Chilton Memorial Trophy for best display

All presentations were given with the usual humour and aplomb. Bob Hill’s display was certainly a worthy winner.

The raffle raised £189.00 in aid of the Conference Fund. Simon thanked all those who had contributed.

We were all together for an enjoyable meal that evening and were blest by a quicker breakfast on Sunday morning, before attendees displays commenced, of which there a lot (16), with all completed in little over three hours, thanks to efficient whip cracking by Simon.

A very brief reports of these follow.

Bas Payne commenced by showing Z.A.R. double circle single line cancellations introduced in 1894 & in general use by 1896. Some of these have not been recorded previously. He then displayed truncated double circle date stamps 1888-94. Coded as those of the Cape but no records to confirm whether these were time codes or clerks’ individual code letters, as the latter could seem to be the case from analysis.

Chris Board also displayed unusual Z.A.R. postmarks 1894-1901 from minor locations.

Peter Thy’s display evolved around the early communication and transportation of mail in Bechuanaland & the Bechuanaland Protectorate.

Simon Peetoom gave a short display comprising RSA State Presidents, an OFS Provincial State letter head and an error of photograph on a maxi-card. Mainly from the Fred Clark collection.

Rob Lester showed registration cachets circa 1910 associated with the first Union stamp.

Alan Harley showed how communications were severely disrupted during the Anglo-Boer war. One cover shown took 60 days instead of the, more usual 1½ day journey. Alan also described training for censors, censorship cachets and a PoW cachet of the period.

Cont’

Tony Stanford described, in his display, the opening up of Bechuanaland Protectorate to western influence, from the Moffat and Rudd negotiations with the Matabele to the British military intervention resulting in the founding of Bulawayo after the destruction of Gubulawayo.

Brian Hurst's one-frame display showed a study of the ½d vermilion stamp of Great Britain which was overprinted for use in Bechuanaland and the Bechuanaland Protectorate. Included were revaluations, double overprints and other varieties prior to the Cape assuming control of the posts.

Eddie Bridges displayed information on the customs union between the four provinces at least 4 years prior to political union. He explained that London Pictorials had been made available to Trading Companies overseas in U.S.A.; Australia; Holland; Germany and France.

John Shaw displayed 1924 proofs and essays following the three competitions for the Pictorials.

Dennis Firth was the only one to display S.W.A. this weekend. He included much censored material covering the 1915 – 1923 occupation period.

Tony Howgrave-Graham showed the vicissitudes experienced in adapting the gnus on the Natal Coat of Arms and seen on revenues of the province, for incorporation into the Union Arms and the 1/- Pictorial stamp

Bob Hill displayed a medley of perfins, forgeries, mistakes and fly-specs on union & pre-union mail.

Alan Drysdall presented some more railway mail anecdotes with examples of a 1904 CSAR perfin which was quickly superseded in January 1905 by a CSAR overprint. This was withdrawn in October 1905 but did not stop forgeries with earlier or later dates being produced. Alan also showed a Transvaal stamp overprinted for OFS use.

Chris Oliver gave a short display of registered envelopes which included the 6d animal stamp. He described how that stamp was overprinted when S.A. changed to decimal currency and again some four months later when the Republic came into being with a 5c. stamp of similar design intervening.

Peter Grimley had some queries to ask regarding Zululand: Where are the Mbopoma Falls and Nkandla?

Tony Howgrave-Graham thanked Simon, on behalf of us all, for a superbly organised weekend. This was endorsed by all present.

After a lunch break Nick Arrow, assisted by Tony Johnson & Susan Oliver clerking and an efficient team of runners, conducted another splendid auction.

All was completed by about 15.30hrs with exchanges of good will between attendees.

— O —

Carlisle Meeting report

By Malcolm Ridsdale

Meeting held at the County Hotel, Carlisle on Saturday 21st September 2013

Attendees – David Haig, Eric Hammond, Roy Ross, John Ahmad, Colin Moore and Malcolm Ridsdale with apologies from Max Whitlock, Peter Dix and Giovanni Palazzo.

David Haig welcomed everybody to the 43rd meeting.

Items through the Chair

The next meeting will be held on the 22nd March 2014 and the following one will be held on the 20th September both at the County Hotel, Carlisle. The topic of the meeting would be none specific with attendees encouraged to bring any aspects of SA stamp collecting that appealed to them.

Around the Table

In keeping with his role as editor of The Springbok, Roy Ross commented like his predecessors that he was always looking for articles to keep The Springbok as a twenty four page minimum publication. He was keen to see a spread of Union / Republic articles including modern RSA topics.

Cont'

Around the Table

He further shared that he had had good feedback on the font size used in The Springbok's publication as it was now easier to read and enjoy. The June meeting held at Leamington Spa was very successful and encourage everyone to attend next year.

Regarding the "Idle Jottings" article in the latest Springbok Eric Hammond had a view that the envelope was very likely philatelic. The Stroud's (address on the envelope) were philatelic dealers in Lancashire at the time of the postmark and probably the stamps had been put on an envelope to them as they were nice examples. Eric also led a short discussion on the positions of the dropped SWA on the Voortrekker 2d / 3d stamps.

David Haig showed some of his recent eBay purchases which included the SA / Netherlands Van Riebeck joint issues and some turn of the 20th century cards and covers.

Displays

John Ahmad.

JA displayed SA POW material from WW2. He gave detail as to how SA had entered the war in September 1939 following a narrow parliament majority approving this. When Italy and France became involved in the war in 1940 SA felt more threatened by the hostilities and SA forces attacked Italian forces in north



Editor's note: John's excellent display can be found on pages 98-106 of this issue of the Springbok

eastern Africa (Somaliland etc). Following these engagements the action moved to north Africa to Egypt and Libya when the Rommel and the Germans become involved. From November 1941 captured SA troops become POW's and in June 1942 following the fall of Tobruk captured troops were sent to camps in Italy.

JA's display included Red Cross items detailing how to communicate with POW's and a map of camps that held SA prisoners, Red Cross cards that were used including unusually via airmail all complete with censor markings. When Italy capitulated the POW's were sent to Germany and JA displayed items from German camps that travelled a variety of routes back to SA.

Eric Hammond

EH displayed mint stamps of SWA including the triangular issue in singles / pairs and multiples up to twelve and the airmail issues including printing varieties and different overprints. He also displayed issues from the large and bantam war series with varieties.

David Haig,

DH displayed the commemorative booklet and leaflet issued for the opening of the Voortrekker Monument and some SWA Cinderella's plus cards that were issued by the Germans on the Herero War (1904 – 8)

The meeting closed at

Approximately 2.30pm.

Advert

David Haig has a quantity of South Africa books, Springboks and Sa Philatelist's from Ray Granville Jones's estate plus several files of SA philatelic related cuttings and articles

Leamington SACS Meeting Report

Held at Falstaff Hotel 1st-2nd June 2013

By John Shaw

This meeting was something of an experiment, being an additional “mini” meeting to supplement the Southern Africa Societies normal Autumn conference, and to take the society AGM and business matters away from that event, held for the benefit of all the societies attending; it was held, as usual, at the Falstaff hotel. 20 people had booked in for the Saturday evening, but a few more came on the Sunday to attend the auction.

On the Saturday there were the five planned 40 minute displays, starting with our new chairman, Tony Howgrave-Graham, who showed a fine selection of UK-Cape maritime mail, starting with the historical development of the voyages from 1825 until 1903 and the various companies, some eventually merging into the Union Castle Line; Tony provided a very useful S.A.Maritime (Notes) hand-out which included a humorous anecdote of the prospective purchaser of two ships being unable to pay, and the vendor then acquiring the shipping line. The ship and port postal marking were well covered, not least with some fine and rare Shipping Postmaster and Assistant -Shipping Postmaster markings. Tony’s 3 page hand-out is worth keeping

Eddie Bridges then showed hyphenated pictorials, explaining how, in the 1930s, there were multi print runs (say) once a month, with vast quantities of stamps printed. He had attempted to follow RDA’s and Hagger’s listings and considered that the sheet numbers printed in the margins also told a story, going from 4-figure Black, then Blue, the Red numbers, then to 5-figure numbers. His aim was to collect cylinder and arrow blocks and, of course, varieties. Some of the rare and interesting items shown were the 1d Issue 10 with a paper join (far less common than found on the previous issues), Issue 11 imperforate, Issue 15 “Jurgens” imperforate proofs, and the narrow sheet Issue 20 with two marginal arrows at the top and the bottom of the sheets. The 1½d large mine wartime printing in metallic bronze ink with a substantial interrupted printing provided the “beau piece” of Eddie’s very fine overall display. My favourite Union Buildings 2ds were well represented with all arrow pieces from Issues 4 and 4a (Blue, then Grey-lilac) and the very difficult Issues 10 and 11. The 3d Blue Groot Schuur comes on toned and on normal paper and the talking piece is usually the no longer listed “Deep Blue” and Eddie explained that one recognition factor is that the bushes must look Black! All the values were covered with 1/- value being Eddie’s most interesting and the 6ds “driving me nuts”. The interim 1/3d include a lovely “Konya’s folly” signed presentation card and for the 2/6d to 10/- most positional control pieces were present. Like myself Eddie is still trying to complete all the arrow and cylinder blocks for the 5/- Issue 3 and, like myself, stated he keeps buying the wrong ones! (I think I have three examples of one of the bottom arrows, and none of the other).

John Shaw completed the morning session with a study of the 1935 Silver Jubilee issue, stating that his mentor on these had been the late Roland Jonas (also our packet secretary) and his collection had been much improved by the purchases of Roland’s collection and, later, that of the late Len Harman. All the major varieties, “Cleft Skull”, “Tagged Ear” and “Spots behind and above head” were present on all four denominations; also, the various progressions and corrections of these flaws, not least the progression of scratches starting through R14/1 on the 1d value. Strangely, one of the scarcest items is the positional block of the third state of the 1d where the spots behind and above the head had been eliminated and, thus, being a ‘normal’ looking item, no one bothered to collect it!

Otto Peetoom gave both a PowerPoint presentation and an actual display of the wartime Labels, which included rarely seen World War One labels including a 5/- booklet and a superb pane of six of the 1d “Big Push” stamp. These, I think, are the first examples associated with the South African Gifts and Comforts Fund; the monies collected helped the Belgian, Serbian, French and Italian war widows & orphans and the labels produced are now difficult to find with, in some cases less than ten copies known. The World War Two labels are much easier to find than for WW1, especially the Medical Aid to Russia types but there were still a goodly number of rare items, much of which few present had seen before. The coverage of this topic was comprehensive indeed and it was a fine effort, not least since Otto was suffering from a bad head cold.

Cont’

Finally, Rob Lester showed a selection of the first 2¹/₂d Union commemorative on cover, but none being first day, since this had been the focus of his previous Tony Chilton award winning display. Rob and Lynn Lester have put together an amazing collection of Union 2¹/₂d commemorative covers and stamps and, as relative newcomers, are to be heartily congratulated on their efforts.

Abell Trophy. Next came the Abell Trophy competition, with entries being judged by those present and with John Shaw, Max Whitlock and Roy Ross, none of whom had submitted entries, acting as tellers. The standard of the six entries was extremely high, and noticeably much higher than average. The presentation of the award was made after the dinner by Tony Howgrave-Graham and the winner, by just one vote, was Eddie Bridges for a very fine entry covering the 1929 Darmstadt Trials. This included what we presume to be the largest known blocks (of twelve) of the Black and the Blue Booyesen essays. Significantly, all entries got at least one vote for first place and, in earlier years each of these entries would have been winners.

Wicks Medal. The Wicks medal may be awarded each year for articles published in the Springbok, and all members had had the opportunity to cast their votes for this. Strangely, until the very last vote came in, there was a quadruple tie for first place and had this not been cast for one of those four, may well have resulted in a quintuple tie, in the event, the vote was cast for Tony Howgrave-Graham for his article on the 11th Row flaws on the unhyphenated 2d and he was presented with the medal by President John Shaw.

Prior to the auction, conducted for the first time by Nick Arrow, there were the short non-competitive displays which always give interest and these were:

Max Whitlock, who showed some of Bill Branney's studies of the Republican Definitives, supplemented by some of his own.

Mike Berry with S.A. & S.W.A. postmarks up to the Union.

Richard Wheeler showing S.W.A. including revenues.

Roy Ross who discussed the "Buildings" issue, including varieties, reprints and flaws. This followed nicely the previous display by Max Whitlock in that this was also a tribute to the studies carried out by Bill Branney, with Roy saying this must not be lost and he would attempt to continue it. One especially rare item was the 3 cent "Rechromed print" of which Otto, we believe, also has an example.

Peter Grimley displayed some Natal and Zululand postmarks and had some queries regarding these, and asking for advice.

Bob Hill, in his inimitable style, showed the postmarks of the Cape and Union.

Simon Peetoom displayed a variety of items which included the variations of types of Readers Digest issues.

Chris Oliver, after an abortive attempt at a Power Point presentation, gave an excellent overview of the booklets of the Republic 1987 - 2010

The Auction. This will be covered elsewhere

Admin Matters. Simon Peetoom has now taken over the mantle from Brian Trotter for organising the Leamington events and appears to have done this in a smooth and efficient manner. Well done, Simon!

The Future. The question now is: "Was this mini-Leamington a success, and do we want to continue with this June SACS meeting?" Some have referred to the extra travelling and accommodation costs, albeit this event is only one night—but they have a point. Others point to the fact we divorce the SACS AGM from the main November Leamington, and allow more social and philatelic intercourse with our friends from other societies, also a valid and important argument. So what do you think? We have arranged a date for our 2014 SACS conference, but please let us know what you think.

RSA Registered Mail Labels

By Giovanni Palazzo

Registered Mail Labels are issued only by the Post Office and used by Post Offices Branches. These rectangular labels are normally 4cm long and 2,3cm high, although they may be found with slightly different dimensions. Printed mainly in blue on white unwatermarked soft or hard paper, are often roughly perforated. Many different shades of blue have been noted as well as various types of perforations over the years. The following perforations recorded so far are: 15, 14.5, 14, 13, 12.5, 11 and 10.5. It has been noted that when the paper used to print these labels is thicker, the perforation has a much clearer cutting and therefore easier to check. The paper adopted is normally fluorescent white when with the UV tester lamp but non-fluorescent paper and occasionally deep yellow fluorescent paper can be found too. The gum used appears to be bluish tone. These “R” labels are used for the Registration of correspondence and are often glued by postmasters mainly at the top left corner of envelopes. A registered letter commands an additional fee not only because of extra care taken in transit but also entitles the sender to some compensation if the letter or the contents are lost. The quality of the printing is not really good, actually often crude meaning that these labels are issued possibly just for its functional usage and therefore I presume at a very low cost. Although they all look similar we can actually divide them into three basic types according to the printed frame-lines. The frame lines can be found printed with all thin lines (Type I) or with all thick lines (Type II) and with only the inner line thinner compared to the rest (Type III). There are four different types of the letter “R” printed and can easily be identified. The first type (a) shows a prominent upward serif to the right foot of the letter “R”. The second one (b) is thinner and has a smaller serif, while the third type (3) is rather a solid but shorter letter “R”. Finally the fourth type (4) is smaller to the third one but now the letter “R” is more defined, shorter and thicker. Another interesting aspect regards the abbreviation “No” it can be found bold or thick, normal and thinner, the latter has a full stop under the letter “o”. The name of the post office can also be found printed in many different ways too. For example using capital letters all of the same size or using only a larger capital initial letter. The upper and lower case is used when the name of the post office is a rather long one and when the same font is used over two lines, usually the bottom line has a smaller size. The names of post offices, especially those of large towns, are found with all kinds of type settings. Bilingual labels in the English and Afrikaans language were also issued. The progressive registered numbers are also noted in different sizes and types too. Registered numbers have been noted starting with or without zeros. Out of line serial numbers occasionally occur because of wrong settings of the slug. Missing serial numbers or identifying counter numbers are occasionally found manuscript. Misspellings of names are very hard to come by but occasionally they are printed, for example the Post Office of FLORIDA, counter No. 4, during August 1981 used labels reading “FLOIRDA”

It is interesting to point out that newly opened post offices would use temporary R – label rubber stamps until proper labels were printed and distributed. R-labels with no indication of the name of the town are used temporary measure too and usually a rubber stamp with the name over one line is provided to indicate the post office.

Collecting Registered labels can be rather interesting especially when they are still on cover because only then can we appreciate the purpose for their usage.

While many of us have stopped collecting RSA modern issues mainly due to the lack of basic organisation by the “Philatelic Bureau” that indeed has frustrated us for quite some time now, many collectors did not receive their paid orders and also the large amount of stamps issued, we can see light at the end of the tunnel. Collecting contemporary philately perhaps could be the right answer because it will keep our interest and hobby alive. You will be able to again to enjoy many happy hours at a fraction of the cost that you will spend in buying just mint issues or first day covers and becoming at the same time an expert thanks to all the researches that you need to do to build a first class contemporary collection.

RSA - Contemporary Philately.

This section of modern postal history of the Republic of South Africa is only the tip of the iceberg and therefore care has been taken to show the most interesting aspects that modern philately can offer. The collection shows mostly covers with special postal marks, as well as Cinderella material and Railways stamps too.

The first section is about the various types of Registered labels on and off covers used from 1961 to date. A specialised study in grouping and showing them according to their typology has been attempted with some degree of success.

R-Label type I has all the frames-lines printed thin.

R-Label type II has all the frame-lines printed thick.

R-Label type III has the inner line thinner compared to the rest.



Airmail Insured and Registered letter with R-Label type I. This item was posted on the 2 XII 76 from BERGVLIET to Durban

The R-Labels are used for the Registration of correspondence and are normally glued by postmasters mainly to the top left corner of envelopes. Registered letters command an additional fee not only because of extra care taken in transit but also because it entitles the sender to some compensation if the letter or contents are somehow lost.

These rectangular labels are normally 4cm long and 2.3cm high, although they may be found with slightly different sizes. Printed mainly in blue on white unwatermarked soft or hard paper and are often found roughly perforated.





Many different shades of blue have been noted as well as various perforations may be found. The paper adopted is normally fluorescent white when seen under the UV tester lamp, but non-fluorescent and occasionally deep yellow fluorescent papers can be found too. Hard or thick papers are easy to indentify because the perforation is rather clean and therefore easy to be checked as well.



Shades of blue

R-Labels can be differentiated by the type of letter “R” with four basic types easily identified. Type “a” shows a prominent upward serif to the right foot of the letter “R”. Type “b” is thinner and has a smaller serif, while type “c” has a rather solid letter “R” and shorter. The type “d” is similar to type “c” but the letter “R” is more defined, shorter and thicker too.



Type “A”

Type “B”



Type “C”

Type “D”

Another interesting aspect regards the abbreviation of the number “No.” that can be found bold, normal and thin, the latter has a full stop under the letter o.



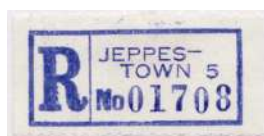
The name of the post office can also be found printed on the labels in many different ways too. For example using capital letter all of the same size or only with a larger capital initial letter. Bilingual labels with the name of the town in the English or Afrikaans language are occasionally used.



Out of line serial numbers occasionally occur because of wrong settings of the slug.



The progressive registered numbers are also noted in different sizes and types too. These numbers can be found starting with or without zeros



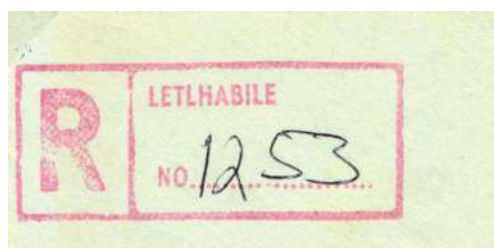
Missing identifying counter numbers are occasionally found manuscript if missed.



The upper and lower case is used when the name of the post office is rather long and when the same font is used, over two lines, usually the bottom wording is printed in a smaller size.



Misspelt names occasionally occur. Here is a good example from the Post Office of "FLORIDA", counter No. 4 used during August 1981, reading incorrectly "FLOIRDA"



Newly opened post offices used temporarily rubber stamps R-Label type until proper labels were printed specifically for the use of that particular post office. They are found only stamped using different shades of red.

South African POWs in Italy and Germany during World War II

By John Ahmad Part 1

On 6th September 1939, only after the defeat of a motion of non-belligerence proposed by the Prime Minister General Hertzog, did South Africa with a new government led by General Smuts, declare war on Germany. Throughout the war years there would be considerable disagreement in the white population as to what, if any, should be the support for the war effort; it divided families and communities. What interest had South Africa in the problems of an European struggle? There was no immediate threat to its territory, unlike in 1914 when German forces were across the border in South West Africa. The country rapidly needed to expand and equip its small and poorly equipped armed forces, with volunteers, many of whom undertook to serve only in Africa. By contrast, the non-white population saw the war as a means to develop their position in the country and to display their loyalty to the Crown, and consequently they were eager to volunteer for military service. For philately, this division of opinion towards the war can be seen in the stamp issues. The pre-war pictorial definitive series continues during the war years and is available concurrently with the War Effort series, stamps which catalogues have difficulty in defining as 'definitives', yet are so to all intents and purpose. Customers would have a choice between the War Effort stamps, or the pictorial definitives.

The period of "the phoney war" in Europe ended with the fall of France and the entry of Italy into the war as an ally of Germany. For South Africa, Italian involvement brought a threat to the country, with strong Italian military forces in Somalia and Abyssinia capable of moving south into Kenya and subsequently the Rhodesias. South African forces were moved north to Kenya, to complete their training and to go into action against the Italian forces during December 1940 - February 1941. They distinguish themselves in a campaign which saw Italian forces soundly defeated in 'the Horn of Africa'; and were then sent to join the British forces in Egypt. Here, as part of General Wavell's successful invasion of Libya they are involved in the further defeat of Italian armies. Up to this point, casualties have not been too heavy, but with the arrival of Rommel's Afrika Corps things change and heavy casualties, including many soldiers taken prisoner, occur in November 1941 at Sidi Rezeg. Worse was to follow with the loss of 2 SA Division when Tobruk fell in June 1942. Large numbers of South African POWs were held in camps in North Africa before being sent to camps in Italy. The African camps and the conditions endured by the POWs during their sea voyages to Italy were dire.¹ Most POWs landed at Bari, where a transit camp (No. 75) was established. Prisoners were then dispersed to other camps around the country. The non-white prisoners were kept in separate camps (Nos. 122 & 409)² while officers were segregated from other ranks.

The Union Defence Forces Head Quarters had issued all personnel with the following instructions to be followed if taken prisoner. *Fig. 1*

¹ Leigh M. *Captives Courageous* Ashanti Publishing, Johannesburg, 1992

² Tabachnik A. *South African POW mail from Italy in WW II*, SAP August 1977, p 212

Most of the articles in the *South African Philatelist* about mail to and from South African POWs in Italy and Germany appeared some time ago, For reference, the *SAP* articles are listed below:

November 1969, pp 241 - 245: *POW Camps in Germany 1942 - 45*, by H.C. Godfrey

June 1977, pp 152 - 154: *German Camps which held SA POWs*, by A. Tabachnik

August 1977, pp 212 - 214: *South African POW Mail from Italy in WW II*, by A. Tabachnik

September 1977, pp 243 - 245: *Mail to South African POWs in Europe*, by A. Tabachnik

December 1977, p 333: *More camps in Germany*, by A. Tabachnik; *More Camps in Italy*, by F. Vermaak

A pamphlet entitled "Our Prisoners of War in Germany" published by The South African Association of Relatives and Friends of Prisoners of War (circa 1944?) provided useful information for those sending mail to their loved ones: what items would be of use to the POWs and which were permitted to be sent in a parcel; the procedures for mailing letters and parcels; together with brief notes on the location of the camps in Germany. *Fig. 2 and 3*

INSTRUCTIONS TO ALL EUROPEAN RANKS IF TAKEN PRISONER - OF - WAR.

- (1) According to international law every soldier is bound to give only his true name, rank, and army number if taken prisoner of war.
- (2) Every soldier will realise that if he gives away any other information he will be endangering the lives of his comrades and the success of the campaign.
- (3) The enemy will adopt every kind of method in trying to get information from a prisoner of war.
- (4) All ranks must be warned personally by their Unit Commanders of the possible methods which will be adopted by the enemy and all officers should lecture the men under their command, encouraging questions.
- (5) The enemy may use some of the following means in trying to get information:—
 - (a) Kind treatment, leading to friendly discussion and argument.
 - (b) Alcohol and/or drugs.
 - (c) The use of listening apparatus.
 - (d) Instilling fear and third-degree methods.
 - (e) The offer of special privileges in return for what appears to be harmless information.
 - (f) Bogus prisoners.
- (6) Don't discuss:—
 - (a) The name of your own Unit or names of Units in your vicinity of capture.
 - (b) Description of arms and equipment.
 - (c) Transport — giving description of, quantities, and the condition of, etc.
 - (d) Names of senior officers.
 - (e) The numbers of troops and the types.
 - (f) Names of places, commands, F.D.L.s.
 - (g) Morale.
 - (h) The fact that you can speak or understand the enemy's language.
 - (i) Types of armament, and quantity of Aircraft.
 - (j) Landing grounds, and where situated.
 - (k) Roads, and condition thereof.
 - (l) Petrol storages and dumps.
 - (m) All depots for food, spares, etc.
 - (n) Number of our casualties.
 - (o) Number of casualties suffered by the enemy, and the number of prisoners taken by us.
 - (p) Bridges and the conditions thereof.
 - (q) Food and liquors, prices, etc.
 - (r) Broadcasts.
 - (s) Politics.
 - (t) Don't be clever in giving false information.
 - (u) Conditions under which you have been living.

Fig. 1

Our Prisoners of War in Germany

Issued by

THE SOUTH AFRICAN ASSOCIATION OF RELATIVES AND
FRIENDS OF PRISONERS-OF-WAR,

P.O. Box 1754, Cape Town.

P.O. Box 1224, Johannesburg.

You are invited to join—Membership free.

INSTRUCTIONS FOR LETTERS AND PARCELS

FRRIENDS as well as relatives may write to prisoners-of-war.

Use only one sheet of plain average-sized paper for your letter. You may write on both sides. Do not use foolscap paper or envelopes.

Put the prisoner's regimental number, rank, name and address in the top left-hand corner of the sheet of paper, and your own name and address in the top right-hand corner.

Write "Prisoner-of-War Post" as a heading for your envelope, and underneath it "Kriegsgefangenenpost".

If he is a South African prisoner-of-war, write in full "South African Prisoner of War" immediately below the number, rank and name. If a British prisoner-of-war, write "British Prisoner of War" immediately below the number, rank and name. These details must appear on both letter and envelope.

Do not write place names on the envelope. Nothing should be added to the Camp Address.

Members of the Forces must not disclose that they are in the Army, Air Force, etc. A private address must be given both inside and outside the letters, or, failing that, "c/o The S.A. Red Cross Society, P.O. Box 8726, Johannesburg," may be used. Letters to P.O.W.s must not be posted in camp, as military franking stamps are not allowed.

An Airmail letter may not weigh more than a quarter of an ounce. The charge is 9d. Use two stamps for an Airmail letter, one 3d. and one 6d. Surface letters go free.

Do not use blue stick-on Airmail labels.

Do not include more than one small, personal snapshot in an Airmail letter. If you want to send more than one snap, send them by surface mail. Unmounted photographs may also be sent, but must not exceed postcard size. Not more than six words may be written on the back of a snapshot. Simple bank statements may be sent.

How to address the envelope when the full camp address is known:

Prisoner of War Post,
Kriegsgefangenenpost,

Regt. No., Rank, Name,
South African Prisoner of War,
Prisoner of War No.,
Stalag or Oflag,
Germany.

For prisoners in German hands whose camp address is unknown, the envelope should read:

Prisoner of War Post,
Kriegsgefangenenpost,

Regt. No., Rank, Name,
South African Prisoner of War,
c/o Agence Centrale des
Prisonniers de Guerre,
Comite Internationale de la
Croix Rouge,
Geneva, Switzerland.

PARCELS

Each prisoner-of-war may receive one personal clothing parcel every three months.

Unless the sender has the camp address of the prisoner, the Red Cross cannot accept any parcel.

No parcel may weigh more than 10 lb.

CLOTHING FOR PRISONERS-OF-WAR IN GERMANY

(a) For all Forces:

Shirts and trousers only in Khaki.
Pullover, scarves, balaclavas and socks in Khaki, Beige, Brown, Navy Blue or Plain Grey.

(b) For R.A.F.:

Shirts and trousers in regulation Air Force Blue or Khaki.
Pullover, scarves, balaclavas and socks in Air Force Blue, Khaki, Beige, Brown or Plain Grey.

(c) For Naval men:

i. Navy—
Shirts in White, trousers in Navy Blue, Khaki, Beige, Brown or Plain Grey.

ii. Merchant Navy—

Shirts and trousers in Khaki only.
Pullover, scarves, balaclavas and socks in Khaki, Beige, Brown or Plain Grey.

Gloves for all branches of the Forces may be in any colour.

Shoes, sandshoes, slippers, veldskoene, boots and sandals may be included. Sheepskin jackets, windcheaters, mackintoshes, lumber jackets, galoshes, wellingtons and rubber boots of any description whatsoever are not allowed, nor may corduroy garments be sent.

Any type of underwear may be included, but pyjamas must be striped.

Clothing may be marked with name tapes or marking ink (name and regimental number only). If, however, tapes are used, these must be sewn at two ends only, and not all round.

Toilet articles which are allowed: Towels, soap, solid brilliantine in tins, shaving-sticks, shaving-brushes, dentifrice or tooth-powder, tooth-brushes, hair-brushes and combs, nail-brushes, boot-brushes, razors and razor blades, small pairs of nail scissors, face cloths and sponges, steel mirrors.

Extra comforts allowed: Plain slab chocolate, chewing gum, pipes, small musical instruments, hussifs, boot-polishes in tins, tapestry or embroidery work on unprinted material or canvas, knitting wools, small safety tin openers, belts, collar studs; also leather soles and heels and nails for mending purposes.

A SUITABLE PARCEL

The Red Cross suggest the following as a most suitable parcel:

Khaki trousers (short or long), khaki shirts, khaki pullovers (or brown, beige and grey) (a hand-knitted garment will, of course, be greatly valued by the prisoner), 2 pairs of socks, gloves, underpants and vests, handkerchiefs, pyjamas, slippers, hussif, towels, tooth-brushes and dentifrice, nail-brush, soap, razor and blades, chocolate (at least two half-pound slabs), chewing gum, ordinary lead pencil.

Fig. 2

INSTRUCTIONS FOR LETTERS AND PARCELS.—Continued

Chocolate: When there are more than three slabs of chocolate in the parcel, they should be packed in a plain, unprinted cardboard box, or between pieces of plain cardboard. As much chocolate as you desire may be included, provided the whole parcels does not exceed 10 lb.

All addressing on the cloth wrapping of the parcels is done in the offices of the Red Cross Society.

The Red Cross ask that parcels should not be sewn up at all, but only wrapped in unmarked white cloth or hessian (if hessian is used, a white patch should be sewn on, to allow for the address).

Parcels should then be wrapped again in paper, on which one of the enclosed labels, duly filled in, should be attached. Please write the same information on the paper-wrapper as well as on the label.

List of contents: Each parcel must contain a list of the articles included. Here again please state the names, regimental number, prisoner of war number, rank and camp address of the prisoner, and the name and address of the sender, stating whether the sender is the next-of-kin, or appointed to act on behalf of the next-of-kin.

NOTES ON THE CAMPS

Oflag 5A at Weinsberg is five miles from Heilbronn, in Wurtemberg. It is some 40 miles from Stuttgart.

Stalag 4A at Hohenstein (formerly Elsterhorst) is 50 miles S.W. of Dresden and 40 miles S. of Leipzig, in Saxony.

Stalag 4B is at Muhlberg, on the right bank of the Elbe, about 35 miles N. of Dresden, on the borders of Saxony and Prussia.

Stalag 4C at Wistriz is in the country in Saxony and surrounded by hills. "Best camp I've been in," writes one Springbok.

Stalag 7A, at Moosburg, near Munich, in Bavaria, was the camp many of our South Africans arrived at in transit from Italy.

Stalag 7B is at Memmingen, in Bavaria, 60 miles W. of Munich.

Stalag 8A is at Gorlitz, 60 miles E. of Dresden.

Stalag 8B at Lamsdorf, S. of Breslau, in Silesia, is the biggest P.O.W. camp in

Germany, and is divided into nearly 300 working detachment camps.

Stalag 8C is at Sagan, on the River Queiss, 80 miles N.E. of Dresden, and on the border of the provinces of Brandenburg and Silesia. Some South Africans in Section E 4003 are working in a sugar factory.

Oflag 7B at Eichstatt is at the foot of a hill and overlooks a valley with a chain of wooded mountains on the far side. There are 1,696 officers and 258 orderlies in the camp.

Nearly 5,000 British prisoners are in Stalag 20A at Thorn. They live in four old forts. Nearly every man has two uniforms, underclothing and shoes.

There are over 4,000 prisoners at Stalag 383 at Hohenfels. It is to be enlarged by the erection of new barracks.

There are 10,500 British prisoners of war in Stalag 20B at Marienburg.

Stalag Luft 3 is an airmen's camp in a pine forest at Sagan, where Stalag 8C is also situated.

All letters to airmen who are prisoners in Germany must be addressed to Stalag Luft 3, with the address of the camp where the prisoner is actually interned in brackets after it. The reason is that a central censorship has been set up at this Stalag, from which all letters to airmen are redirected. In the case of parcels to airmen, the address is Stalag Luft 6.

Marlag is the Royal Naval camp. Milag Nord is the Merchant Navy camp. They are at "Marlag und Milag" at Westertimke, situate inland halfway between Bremen and Hamburg. There are about 3,500 seamen in the Milag section.

Stalag 18A, at Wolfsberg, in the south of Austria, is split into work camps. The work varies from agriculture, saw milling, railway work, quarrying, building and work for the town corporation. Most of the camps are in or near the country, where the men are often able to swim in a lake or river after work, and have plenty of outdoor exercise.

Hospitals	Camp to which attached
Neukoellen	3D
Biesdorf	3D
Gnaschwitz	4A
Elsterhorst	4A
Koenigswartha	4A
Koenigstein, Elbe	4A
Schmorkau	4A
Bilin	4C
Hohenstein	4F
Rottenmeunster	VB
Fichtenhain	6J
Meunsterreif	6G
Freising	7A
Cosel	8B
Kloster Hains	9AH

Hospitals	Camp to which attached
Dieburg	9B
Egendorf	9C
Stadtroda	9C
Obermassfeld	9C
Hileburghausen	9C
Wasungen	9C
Schleiz	9C
Sandbostel	10B
Magdeburg	11A
Ebelsbach	13C
2A Vienna	17A
Graz 3B	18A
Graz 4	18A
Spittal	18A
Schildberg	21A

Civilian Internment

Camps	Location
Bad Neuenahr	Bad Neuenahr
Ilag Liebenau	Liebenau
" 7H	Laufen
" 7Z	Tittoning
" 8H	Tost
" 8Z	Kreuzberg
" Biberach	Biberach
" Wurzach	Wurzach

N.B.—Stalag denotes camp for the ranks.

N.B.—Oflag denotes camp for officers.

Fig. 3

Some of the camps in Italy where South African POWs were held



P.O.W. MAP OF GERMANY



[Map: The Cape Argus.]

[The white lettering indicates the first eight camps officially notified as the destination of South Africans transferred from Italy.]

Key to Locality of Stalags and Oflags

STALAGS	Location	STALAGS	Location	OFLAGS	Location	OFLAGS	Location
1A	Stalack, E. Prussia.	7A	Moosburg, Bavaria.	2A	Prenzlau.	8D	Tost Gleiwitz.
1B	Hohenstein, E. Prussia.	7B	Memmingen.	2C	Woldenberg.	8E	Johannisbrunn.
2A	Neubrandenburg.	8A	Gorlitz.	2D	Gross Born.	8G	Weidenhau.
2B	Hammerstein.	8B	Lamsdorf, south of Breslau, in Silesia.	3A	Luckenwalde.	8HH	Oberlangendorf.
2C	Greifswald.	8C	Sagan.	3B	Tibor Zulichau.	8HZ	Eulenberg.
2D	Stargard.	9C	Bad Sulza.	3C	Lubben on the Spree.	9AH	Spangenberg, near Cassel.
3A	Luckenwalde.	11A	Oscrode.	4A	Elsterhorst.	9AZ	Rotenburg, Fulda.
3B	Furstenberg.	12A	Limburg.	4B	Konigstein.	12B	Hadamer, near Mainz, 60 miles N.W. of Karlsruhe.
3C	Aldrewitz.	13C	Hammelburg.	4C	Colditz.	13A	Nurnberg, Bavaria.
3D	Berlin, Steglitz.	17A	Kaisersteinbruch (near Vienna).	5A	Weinsberg, in Wurtemberg.	9B	Weilburg.
4A	Hohenstein, Saxony.	17B	Gneiwendorf.	5B	Biberach, Riss.	17A	Dollersheim.
4B	Muhlberg, Saxony.	18A	Wolfsburg, Austria.	5C	Wurzach, Wurt.	18A	Lienz, Drau, Austria.
4C	Wistritz, Bei Teplitz, Saxony.	18B	Wagna, Austria.	7B	Eichstatt.	18C	Spittal, Drau, Austria.
4D	Neuburxdorf.	20A	Thorn, on the Vistula, near Polish border.	7CZ	Tittmoning.	8A	Shocken, Poland.
4Dx	Annaburg.	20B	Marienburg.	7CH	Laufen, Obb.	21A	Schubin, Poland.
5A	Ludwigsburg.	21D	Posen, Poland.	8B	Silberberg.	21B	Schubin, Poland.
5B	Villingen.	383	Parsberg.	8C	Juliusburg.	64/Z	Montwy, Hohensalsa.
5C	Offenburg, formerly Wildberg.						

All mail to and from POWs was handled by The Red Cross. Surface mail was free under international conventions, but airmail correspondence required the payment of an additional fee. As POWs were not allowed to have any local currency in their possession, the mail that required payment for the air mail service was paid for by the Red Cross with the amounts no doubt being claimed for against the appropriate governments.

Mail from Camps in Italy
 Standard postage free, Italian POW postcard with purple and black Italian censor markings; British censor markings (Crown inside double circle and '161/1') applied in Egypt. Camp No. 82 Laterina, South of Florence. Sent: 20th Oct. 1942 Received: 7th Dec 1942. Fig. 4.



Fig. 4



Fig. 5

Standard Italian POW postcard with additional fee for Air Mail service, Sofia - Istanbul; British censor markings (Crown inside double circle and '276/1') applied in Egypt. Fig. 5
 Camp No. 47, Modena
 Sent: 10th Feb. 1943;

Mail to Camps in Italy from South Africa



Cover from Port Elizabeth to Lt. D.W. Norris (captured Sidi Rezeg ?) sent by Air Mail (fee 5d ?) to Camp No. 66, Capua, north of Naples; re-directed to Camp No. 17, Rezzanello, north of Genoa.



South African Censor Label tied with Arms cachet 'A' in red, applied Cape Town.
 Italian censor mark, in purple.
 Sent: 14th March 1942 Received: 23rd December 1942



Cover from Pietermaritzburg to L/Cpl. V.P. Ahrens, sent by Air Mail (fee 9d) to Camp No. 52, Chiavari, south of Genoa; re-directed 'Degersheim' (sic)
 South African Censor Label tied with Arms cachet 'B' in purple, applied in Johannesburg.
 Sent: 30th July 1943

L/Cpl. Ahrens, 'C' Coy. Kaffrarian Rifles, captured Tobruk, June 1942; escaped from POW camp in Italy, June 1943 and made it to Switzerland. Believe that the cover was redirected to Camp d'Internment, Dicken bei Degesheim, St Gallen, Suisse; a camp where a number of Allied POWs who had escaped from Germany and Italy were interned by the Swiss authorities.

Mail from Camps in Germany



Standard German POW card with additional fee applied by the Red Cross for the Air Mail service Via Lisbon and Khartoum.

Circular German Censor cachet with camp No. V A and individual Censor number '5'
 Oflag V A located at Weinsburg, Baden-Wurttemberg, came under Military Command V, Stuttgart.
 'Dumb' canceller dated 8th January 1944

Update on the National Kruger Park Souvenir Sheet By Giovanni Palazzo

Reading again the Springbok August 2012 page 80 (Vol. 60 No.3) there is a picture of the souvenir sheet, issued by the National Kruger Park, stating that it was issued in 1948 to celebrate the 50th Anniversary of the Park. In my opinion this statement is wrong. The Sheetlet of eight labels is known as "Zoo Stamps" issued in 1936 to collect funds for the National Park Board and issued as tourist propaganda labels. It was designed by F Ullman and printed by the Government Printer of Pretoria. The First Day cover with some values of the 1954 definitive issue has a reduced picture in blue of the Zoo stamps with all the information pertaining to these labels.



O

A Request from John Garlick



John would like any information on this stamp, ZA 1914 3d SG D4, which has a double watermark. The watermark Springbok head is an overlapping double impression, one central to the design of the stamp and the other down and left as viewed from the front.


If anyone knows the answer to the double watermark please reply to the Editor and I will pass on the information. (Ed)

Advert

1½d Gold Mine Stamp Missing Shading

By Roy Ross

Fig 1. shows one of my recent purchases. The right lower stamp has the missing shading and the right upper stamp has a bulge in the right frame. All the missing shading stamps came from the first date of issue at the 1936 Empire Exhibition. There are only 25 known sheets with this shading flaw. In 2006 I wrote a booklet about the Empire Exhibition “ The stamps, Post cards and Covers” in it there is a plan showing the



degree of shading on the mine dumps, from an article by H.E. Bowen (the South African Philatelist October 1944) The diagram which he used to represent his findings is Fig.2. The numbers represent the amount of shading on each mine dump. 0 indicates that the shading is completely absent; while 4 indicates that it is fully present. H.E. Bowen also states that the numbered grading are somewhat arbitrary and everyone might not agree with them in detail. 1, 2 and 3 could be challenged depending on your own interpretation. Over many years I along with other members have examined many of these stamps and have had no reason to challenge the findings until now.

FIG. 1

E 4	4	4	3	4	4
A 2	2	2	3	4	4
E 4	0	1	2	2	3
A 1	2	1	0	1	3
E 3	0	2	1	3	3
A 3	2	2	2	3	3
E 3	2	2	2	2	3
A 3	1	1	1	2	3
E 3	0	1	0	2	2
A 2	1	1	0	1	3
E 2	1	1	0	2	2
A 1	1	0	0	1	2
E 1	2	0	0	2	3
A 1	3	0	1	2	2
E 1	2	3	1	2	3
A 2	2	2	1	2	3
E 2	3	2	1	2	3
A 4	3	2	2	3	4
E 2	1	1	1	3	3
A 1	1	1	2	2	3

FIG. 2

According to the 1952 Handbook The bulge in frame stamp is from row 13/2, highlighted in the diagram. The stamps in the diagram (Fig.2) show the stamps with shading 1,2, 1,3.

The block of four stamps clearly shows the shading as 3, 1, 2, 0. The arrow indicates the missing shading and the block is definitely from the left hand side of the sheet as the margin can be seen.

This pattern of shading does not fit anywhere on Bowen’s diagram and there has never been any evidence to suggest that all the 25 sheets with the missing mine dump were the same. Bowen only examined one full sheet as at the time it was understood that only two full sheets existed.

Does any member have any of the following known positional varieties so that they can be checked against the diagram.

Broken chimney, Row 11/6. Flag on small chimney, Row 20/2

Advert

South West Africa Officials Overprint Application Issue 2 and 3 1/2d; 1d; 6d values

By Mike Tonking

These Issues consisting of the 1/2d; 1d; 2d and 6d values were issued in May and August 1929. In both Issues the Official overprint was applied in black letters. The 1/2d; 1d and 6d values of Issue 2 had the words OFFICIAL and OFFISIEEL applied horizontally on English and Afrikaans inscribed stamps respectively with the letters S.W.A. 17mm below the official overprint. Issue 3 had the same overprint applied vertically 12.5mm apart. The overprints were applied in the Government Printing Works by means of the typeset or letterpress printing process.



For the first and only time the overprint applicable to these values in both Issues 2 and 3 were made in an extraordinary method. The complete sheets of 240 stamps were folded twice crossways into quarters and each 60 stamp pane was then overprinted one at a time. This onerous method of continuous folding and unfolding of the sheets gave rise to the overprints being slightly out of alignment adjacent to the creases. Since the identical overprint was applied to all four panes of each value any overprint flaws noted occurred four times per sheet in the same relative positions six rows apart.

It is a mystery as to why the overprint was not simply applied one pane at a time on the open full sheet without all the trouble of folding.

Examples of Issue 2 Repetition Flaws

Row 6/4,6/10,16/4,16/10
16mm instead of 17mm between
Lines of overprint

Rows 10/5,10/11,20/5,20/11
Damaged bottom right leg of 'A' in S.W.A



Examples of Issue 3 Repetition flaws

Rows 2/3,2/9,12/3,12/9
Dent in bottom left side of 'O' in
OFFISIEEL

Rows 7/1,7/7,17/1,17/7
Bent 'l' and sloping left leg of 'A'
in OFFICIAL



Officials cont'

Rows 8/1,8/7,18/1,18/7
Short right leg of 'A' in S.W.A.



Rows 9/6,9/12,19/6,19/12
Damaged 'S' in S.W.A.



O

A query from Peter Pannall

I have long had a liking for the Large War Effort Issues. Many decades ago I acquired a corner block of six of the 1d Nurse with a variety at 3/3 (Fig 1). It consisted of a diagonal red line down the front of the uniform and a very faint horizontal line, forming an angle, and it was described as "Nurse wearing an Apron". I could find no reference to it so assumed that it was a random variety. Recently however, I bought a block entitled "Nurse with watch chain" (Fig 2). It is clearly the same variety and in the same position, being the third stamp in a row. It is also present at 3/3 in a much larger block that I have. I wonder if it is not in fact a constant variety, knowledge of which has passed me by. Possibly other members with the relevant block can confirm or refute that or, at least, tell me where it has been previously described.



Fig. 1



Fig. 2

Should it be constant, the question of a proper title arises. I don't think it is like an apron. Nurses at that time usually had a fob watch attached to the front of their uniforms though I must admit that I have never seen one with a mighty chain like this. Comments are welcome.



I have blown this up to clearly show the red line. Please let me know the answer and I will forward it to Peter and publish it (Ed.)

List of Prices realised at the Leamington Spa Action 10th Nov 2013

Unsold lots are available from the Hon. Auctioneer


price	Lot	£16.00	93	£50.00	188	£3.00	283
£8.00	1	£8.00	96	£10.00	193	£3.00	284
£8.00	3	£8.00	97	£13.00	195	£3.00	285
£5.00	4	£30.00	99	£12.00	198	£24.00	286
£30.00	7	£30.00	102	£14.00	199	£50.00	288
£12.00	8	£20.00	104	£8.00	201	£4.00	290
£22.00	9	£150.00	105	£6.00	203	£4.00	291
£5.00	11	£13.00	107	£3.00	204	£4.00	292
£5.00	16	£10.00	108	£25.00	206	£15.00	293
£32.00	17	£10.00	113	£38.00	207	£15.00	294
£32.00	18	£40.00	114	£14.00	208	£15.00	299
£6.00	21	£130.00	115	£22.00	209	£15.00	304
£10.00	22	£100.00	116	£28.00	212	£3.50	305
£25.00	28	£50.00	118	£4.00	213	£8.00	306
£6.00	32	£42.00	119	£8.00	214	£15.00	307
£40.00	38	£30.00	124	£15.00	215	£25.00	308
£12.00	39	£10.00	126	£5.00	217	£10.00	310
£70.00	41	£16.00	129	£7.00	219	£80.00	311
£50.00	42	£19.00	130	£5.00	220	£14.00	312
£15.00	43	£42.00	131	£28.00	221	£16.00	314
£19.00	44	£250.00	133	£12.00	222	£14.00	315
£15.00	45	£60.00	136	£7.00	223	£25.00	316
£80.00	49	£13.00	137	£30.00	227	£3.00	318
£3.00	51	£40.00	138	£13.00	229	£8.00	321
£15.00	52	£45.00	139	£20.00	230	£45.00	322
£15.00	53	£50.00	144	£28.00	233	£48.00	324
£16.00	54	£45.00	145	£6.00	234	£1.00	331
£48.00	55	£100.00	146	£7.00	235	£4.00	333
£30.00	56	£350.00	161	£11.00	236	£38.00	340
£15.00	57	£3.00	164	£5.00	237	£38.00	341
£6.00	58	£40.00	165	£3.00	238	£2.50	349
£5.00	59	£30.00	166	£8.00	239	£32.00	351
£3.00	60	£35.00	168	£4.00	240	£3.00	352
£4.00	63	£3.00	172	£4.00	241	£15.00	355
£9.00	64	£2.00	174	£9.00	256	£5.00	356
£6.00	65	£6.00	176	£8.00	258	£5.00	357
£14.00	66	£25.00	177	£10.00	259	£16.00	362
£30.00	67	£5.00	178	£5.00	264	£30.00	363
£32.00	68	£17.00	179	£9.00	269	£10.00	364
£12.00	69	£4.00	180	£5.00	270		
£20.00	71	£120.00	181	£9.00	271		
£18.00	73	£9.00	182	£20.00	274		
£50.00	81	£8.00	183	£8.00	275		
£10.00	84	£4.00	185	£40.00	278		
£16.00	85	£10.00	186	£40.00	279		
£32.00	92	£4.00	187	£5.00	282		

South African Collectors' Society
Archive of Study Collections
Updated October 2013

Printed and bound by
South African Collectors' Society U.K.



SACS Study Collection # 1
 The Bantam war issues with printing and varieties.
 Full colour copy 68 pages
Price: £12




SACS Study Collection # 2
 The Pictorial Booklets of the Union with seldom seen panes, specimens and varieties.
 Full colour copy 116 pages
Price: £15




SACS Study Collection # 3
 The award winning collection of Officials with varieties, corrections to UHB listings, covering issues from 1926 to 1936 (sets 1-12)
Price: £15




SACS Study Collection # 4
 Part two of this award winning collection. Covers the period 1937 to 1950 (sets 12-23)
 Full colour copy 112 pages
Price: £15




SACS Study Collection # 5
 The award winning Kings Head collection with much archival material. This collection has now been broken up and sold. A useful reference.
 Black and white copy 90 pages
Price: £12




SACS Study Collection # 6
 This fine collection of the 2d London Pictorial issue is as comprehensive as can be. The material contained herein formed the basis of the Monograph that was written on this issue. Full colour 60 pages.
Price: £15




SACS Study Collection # 7
 The 2r Rotogravure issues from 1931-1952. Again a comprehensive collection of these issues with most of the listed varieties
 Full colour copy 112 pages
Price: £15




SACS Study Collection # 8
 The Gold medal collection of the Union roll stamps. Very comprehensive and most probably unique.
 Full Colour copy 140 pages
Price: £15




SACS Study Collection # 9
 SAW The De La Rue Georgian Kings heads collection over-printed for use in SWA. Comprehensive collection with much detail. Full colour copy 90 pages.
Price: £15



SACS Study Collection # 10
 The Gold medal collection of Republican Roll stamps. Very comprehensive covering the issues from 1963 to 1988
 Full colour 100 pages
Price: £ 15



SACS Study Collection # 11
 This collection of Airmails covers the period from 1911 to 1940 with many scarce items. A fascinating insight into the early pioneers. This is a hefty volume.
 Full colour 322 pages
Price: £30



SACS Study Collection # 12
 This interesting Social Philately Exhibit provides the background to the 1914 rebellion. Worth having if only for the historical information. Full colour 45 pages.
Price: £10

This list is part 1 of 2. The second part will be published in the next issue of the Springbok.
 Members who wish to purchase any of these excellent books are requested to contact Eddie Bridges
 All funds raised less the printing costs will be deposited into the SACS's account. (Ed.)

Advertising