




THE SPRINGBOK

SOUTH AFRICAN COLLECTORS' SOCIETY
QUARTERLY

www.southafricacollectors.com

Volume 64 No. 3



[Auction No. 44 can be viewed on our website.](#)

Contents	Page	Contents	Page
Society News:		Articles:	
November Conference	79	1928 Durban Exhibition	Lyn & Rob Lester 89-92
Change to Auction Rules	79	2d. SWA Official SG021	Mike Tonking 93
Features:		1/- Official with Diaeresis	Tony Howgrave-Graham 94
AGM Report 2016	Chris Oliver 80-81	Our Day Labels	Lyn & Rob Lester 95-98
Leamington June Meeting Report	Chris Oliver 82-83	Interesting Airmail Cover	Nick Arrow 99-101
No. 43 Auction Report	Nick Arrow 84	RSA First Definitive Watermarks	Roy Ross 102-104
ABPS Bulletin	86	SWA Official SG023	Mike Tonking 105
BOPEX	87-88	1d. Hyphenated Curved Line Flaws	Mike Tonking 106-108
From The Editor's Desk:	85	Pre Union Exhibition	Lyn & Rob Lester 109
Wanted	86	SWA Hand Painted Essays	Otto Pectoom 110

The Springbok is published

quarterly for the benefit of

Members of the South African Collectors,
Society. It is not
available to non-members.

Contributions in the form of letters, notes,
reports of SA
related activities, articles, etc., are always
welcome and should
be sent to the Hon. Editor.

All correspondence including a SAE will be
acknowledged.

Editor

R W Ross

Editorial Panel

T. Howgrave-Graham

C. Oliver

J.L. Shaw

©South African
Collectors' Society,
2016

Vol. 64 Iss. 3 Whole No. 335
Founded 1947

Editorial

The Next Springbok will be going to the printers at the end of November. Deadline for receiving articles is the 20th Nov. At the moment the Editors inbox is empty.

The photo on the front cover was taken at the Leamington June meeting and shows Simon Peetoom our event organiser taking to our President John Shaw.

On the last page of this issue there are details about the results of the Federation Survey. If you follow the link you can read all the results which, from my point as Editor of the Springbok, make for some interesting reading. I welcome comments.

Auction No. 44 is available to view on our website. For those members who receive the Springbok in hard copy there will be an auction list included with the Springbok. Email recipients can view it on the website. Relevant photo's will be only on the website. If you want a copy please contact the Auctioneer.

Membership

We are sad to learn of the death of two members. Graham Chard of Cheltenham and Albert Moffat who was 94 and has been a member since 1984, he was an active member of the Northern group for many years until recently.
R.I.P

Dr Cassie Carstens: We are sad to hear of the death of Cassie Carstens. He was a larger than life South African whose collecting interests were Cinderella's & Thermatics

Awards

The Wick's medal for 2015 was awarded to Jan van Beukering

Eddie Bridges was the joint winner of the BOPEX Exhibition *Report page 87*

November Conference 11-13th November 2016

The Honiley Court Hotel, Kenilworth

I have received several emails that indicate there has been some confusion regarding dates. I can confirm that 11th to 13th November has always been the booked date. The move to The Honiley Court was taken after much discussion amongst regular attendees and it was announced at 2015 conference.

The hotel has the advantage of the facilities being on the ground floor and there being a lift to bedrooms on the second floor. It is close to Leamington Spa, indeed for many of you who travel from the south, you would still leave the M40 at junction 15. The nearest larger railway station is Warwick Parkway, on the Chiltern and London Midland lines. It is 10.5 miles from Birmingham Airport, should you wish to attend this year from further afield. The hotel's postcode is CV8 1NP.

We will follow our usual pattern of more formal displays on the Saturday, two frame "Bring & Show" displays on Sunday, followed by the auction. If you have any material for the auction please contact Nick Arrow soonest

I require offers of displays for the Saturday. Please contact me soonest if you wish to display.

For further information Contact: *Simon Peetoom*. Event Organiser simon@africastamps.co.uk

Changes to the Auction rules

Successful Overseas bidders in our SACS Auctions can now pay by using the new PayPal Account
sacssauc@btopenworld.com

Any fees incurred for using the PayPal service are to be met by the purchaser

The auctioneer requests that you do not pay him personally

**A Report of the A.G.M. of the South African Collectors' Society held at
The Falstaff Hotel, Leamington Spa at 17.00hrs on Saturday, 4th June 2016.**

By Our Secretary **Chris Oliver**

1. Apologies. These were received from:

David Osborn	Mike Tonking	David MacDonald	Mike Berry
John Richardson	Max Whitlock	Brian Trotter	
Bas Payne	Eddie Bridges	Tim Harrison	
David Briggs	Robert Johnson	Paul van Zeyl	
John Archer	Roald Sand	Roland Archer	

2. Record of previous A.G.M. [Springbok 63/3 80] Proposed for adoption by Nick Arrow, seconded by Lyn Lester and agreed.

3. Matters arising if not included elsewhere in the agenda. There were none.

4. The Hon. Chairman's report.

I'm pleased to be able to report another good year for the Society. Thanks to Roy Ross the "Springbok" continues to be the flagship of the Society and it's very encouraging to see so many new members contributing. The scope of the magazine has increased markedly as a result and it, along with the website, provide excellent lines of communication with members.

Congratulations are due to all members who have collected honours this year. Top of the list here has to be our very long standing member, contributor and expert, Mike Tonking who was invited to sign the Roll of Distinguished Philatelists in South Africa after Richard Stroud had done the same at last November's Leamington meet when Chris Board also collected the prestigious Manfred Weinstein medallion.

Many thanks are also due to all the other committee members who help keep the show on the road, especially Chris Oliver, our Hon Secretary who works tirelessly behind the scenes. Also to Otto Peetoom, our webmaster, Simon Peetoom who arranges our successful Leamington meetings, Nick Arrow for running the auctions and David Osborn who makes sure we're financially viable!

Fortunately the accounts suggest that the last mentioned is the case so we can continue to thrive when many societies are struggling. If there is one thing I would like to encourage members to do it is to attend the June Leamington meet which is SACS only and very relaxed and friendly. It puts faces to names, turns acquaintances into friendships and provides an excellent forum for exchange of information and the opportunity to view lots of superb material. If you already come then spread the word! Best wishes to you all, *Tony (Chairman)*

5. The Hon. Secretary & Membership Secretary's report.

You will be aware that Francis Kiddle and John Ahmed passed away earlier in the year. I attended Francis' memorial gathering and I sent our condolences to John's widow. We also learned that one of our oldest members, John Russell had passed away in May 2015.

This weekend meeting goes from strength to strength, mainly due to Simon's excellent organization. Our Magazine, Auctions and Circulating Packet continue to flourish but all are in need of suitable material to enable them to thrive.

Since last June we have held two meetings in Carlisle, one in Letchworth Garden City, and two in London. The venue at Letchworth has, alas, ceased to exist from October 2015 as the owner has relocated to France. The Calthorpe Arms has been booked for a further meeting on 24th September 2016 and The County Hotel, Carlisle on 17th September 2016 & 18th March 2017. There has been another item [9] added to the Agenda printed in the Springbok which was issued in April. *c.e.o. May 2016*

6. The Hon. Treasurer's report & statement on subscriptions for 2016.

Neither the Hon. Treasurer nor the Hon. Independent Examiner were able to be present.

The Hon. Treasurer has reported that the income of the Society is satisfactory, see the statement of accounts [Springbok 64/2 45], but as an organisation we only break even on subscriptions and it is the Auction and photocopying income that has given us a surplus. Therefore, it is a big thank you to the hard workers in the Society keeping the finances on the straight and narrow. The subscriptions for overseas members will need to rise to cover increasing postage costs. We are able to keep other subscriptions at the present level for 2016. The accounts have yet to be examined. The accounts were, therefore, proposed for adoption, subject to audit, by Simon Peetoom, seconded by Roy Ross and approved subject to audit. *(post meeting note – John Richardson, Hon. Independent Examiner, was able to confirm, later that evening, that these accounts were satisfactory.)*

After discussion it was agreed to raise postal subscriptions for members in Europe and other overseas from £21 to £22 and from £24 to £25, respectively. This will take place in January 2017.

7. Reports from other officers of the Society.

Hon. Packet Secretary's report:

A lack of material has caused a slump in the number of packets being circulated. Earlier this year it was feared that the cost of insurance would outweigh the income, but a small influx of items has prevented this to enable the exchange packet to continue. More books are required from our members and friends to ensure the continuation of the exchange packet.

Hon. Librarian's report:

The Library has received a number of inherited books [not new] from widows of deceased members and electronic copies of magazines and catalogues are being received by the Hon. Librarian. Requests from members, particularly those overseas, for e-mailed abstracts from books continue. Roy Ross proposed and Rob Lester seconded that annual library funds should continue as previously, as item 10 of the agenda. This was agreed by all present.

Hon. Auctioneer's report:

The Hon. Auctioneer is running out of material to sell, even though a member or two have responded to his earlier request for more items. It has been decided to discontinue the January Auction and reduce the size of the November Auction.

It was suggested the Executors of deceased members be sent a letter suggesting that members S.A. material could be sold through the society Auction. It was felt that the Society would only, as at present, advise Executors that the Society would be pleased to advise on the disposal of philatelic material.

Hon. Webmaster's report:

Articles on South African commemorative stamps were now on line and it was intended that the article on South-West African commemorative stamps is due for completion.

8. Election of Officers and committee. All officers & committee were willing to stand. There were no other nominations.

Proposal to elect all en bloc was made by Peter Grimley, seconded by Malcolm Ridsdale and agreed.

9. Conferment of Hon. Membership. It had been decided by the committee, excluding the Hon. Editor, to grant honorary membership to Roy Ross. Roy had served as General Secretary of the Society April 1998 – August 2003 and as Hon Editor from April 2013 and was worthy of this conferment. Roy accepted, with some protest, and was endorsed by those present as being a good choice.

10. All society meetings had been reported in the Springbok & on the website.

A meeting to replace the Letchworth meeting will be considered for Spring 2017. Bob Hill, Lyn & Rob Lester and Chris Oliver to liaise.

The weekend meeting for next June, including the A.G.M., will move to a more northern venue next year with return south in 2018. Simon Peetoom to investigate, with help from members.

The A.B.P.S. 98th PHILATELIC CONGRESS OF GREAT BRITAIN will be held on Thursday 21st July 2016 to Sunday 24th July 2016 at The Belfry Hotel, Cambourne, Cambridgeshire, when the theme will be "Islands". Chris Oliver will be attending.

11. S.A.C.S. support for Youth Philately. In previous years we have made a donation to support this. Do we wish to continue so to do? Proposal to grant £50, as last year, by Nick Arrow seconded by Roy Ross and approved.

12. S.A.C.S. occasional monographs & their printing.

The matter had been discussed at the A.G.M. last year but nothing had progressed. Eddie is to be asked, as a matter of urgency, to provide a copy stick for the monographs produced to date. Roy and Chris had several outstanding enquiries. Simon Peetoom would, with Rob and Lyn Lester's help, collate the monographs and progress any new ones but would need the help of members to ensure that suitable material was available.

Post meeting note: Eddie Bridges has been contacted and says "The notion that the booklets exist on memory sticks is a myth and producing new ones will mean doing it a page at a time"

There was no other business.

The Annual General Meeting closed at 17.55hrs.

Report of the Weekend meeting of the South African Collectors' Society held at the Falstaff Hotel, Leamington Spa on 4th & 5th June 2016

By Chris Oliver

A select group of about twenty members and some honoured guests gathered on a warm Saturday for a convivial gathering of those interested in South African philately.



The first display started at 11.00 when Bob Hill, unaccompanied by Kit-Kat bars but including some Werther's chews, gave us something else to chew over with an, as ever, interesting miscellany of Union postmarks. Bob's anecdotes and augmenting items made this an enjoyable and informative display.

Our Chairman, Tony, produced a number of South-West African railway cancellations and other postmarks for his display. He explained that in German S.W.A. the post office was at the last station on the line. Wonderstempel basic date-stamps were shown, one a wooden canceller. We then saw various military cancellations and examples of German cancellations modified for re-use after 1915, strikes from rubber cancellers in a semi-perished state and negative seals.



Nick Arrow quoted Jack Hagger "It is your duty to display and disseminate your material to others whilst it is in your possession". He therefore felt obliged to show his excellent collection of South African airmails until Imperial Airways ceased to exist on 30th April 1940. B.O.A.C. became active on 31st April 1940.

After a lunch break, Roy Ross gave a display with a difference. In a darkened room, Roy used an ultraviolet lamp to show the development of the use of phosphor on the 1st Definitive Issues of the Republic of South Africa. The 50c and R1 values were never phosphor banded as they were only used on parcel post. We all wanted to get home to examine our 1st Definitive stamps.



John Shaw displayed air-letters 1910 – 1959, including various issues of the early Active Service air letters with most of the variants in paper cutting to produce differences in folds and flaps and also design changes. He also displayed air letter sheets produced for Christmas and other celebrations during W W II, together with the 1953 air letter with four dots above the vignette, and examples of all of the provisional decimal and republican overprints on air letters.

Four members produced submissions for the nine page Abell Trophy Competition. Those present judged the entries and scrutineer, Mike Berry provided our President with the name of the winner. During the day, the editorial panel had conferred on deciding the recipient of the Wicks Medal for the best article in the Springbok for 2015, as the voting by the membership had given a close result. Two of our South African members had produced a lot of good articles for the magazine during that year and so it was with delight that one of them emerged as winner.

After the A.G.M., which is recorded elsewhere, we adjourned to the bar and then to the dining room. Our President, John Shaw, took his eyes off the young ladies on the next table, to announce both winners. Rob Lester won the Abell Trophy and Jan van Beukering was the winner of the Wicks medal. The platter was presented to Rob and the medal will be engraved and sent to Jan. Simon Peetoom was also applauded for another well organised weekend conference.

On Sunday, Otto Peetoom started the displays with some Cinderella items entitled “Labels from A to Z”. Some of these labels were unusual and scarce which gave them an interest of their own.

Richard Weaver showed the development of S.W.A. overprints on South African stamps from the Cape Dutch to Hyphenated Afrikaans. He displayed many changes and varieties to these overprinted issues.

Simon Peetoom had taken a shine to postally used parcel labels, and gave a small display of world labels with particular reference to Southern Africa.



Otto Peetoom



Richard Weaver



Simon Peetoom

John Shaw put his expertising hat on to display some Rhodesian revenue stamps which had been cleaned and had a false postmark added to enhance their collectability. He showed how this had been created by producing large scale enhanced scans which amplified the defects.

Tony Howgrave-Graham had submitted a one frame virtual exhibit for the competition in Bloemfontein in July 2016. He repeated his display of 16 pages of this Open Class exhibit on Aus P. O. W. Camp (1915-19) in South West Africa. This was a most interesting display which covered the establishment of the camp to its eventual demise with a final page relating to a memorial to the site.

Chris Oliver displayed the mobile posts of South Africa from the 1936 trolley post office on Johannesburg Station though all 25 of the mobile post offices which held their own cancellers and registration labels. He showed time tables for many of the routes. Some offices had been reused in different locations after ceasing to function. Most mobile P.O.'s closed during 1970's and early 1980's. If mobile P.O.'s continued they were as out counters to head post offices. Chris explained that, unlike European countries which had a postal system thrust upon them, emerging nations had towns which expanded faster than the postal infrastructure, hence the need for mobile post offices.



Rob Lester gave a stunning display of the 1952 Tercentenary issue including original artwork “ Prepare for the Tercentenary Stamp Exhibition”, programme trials, labels and three commemorative covers. There were three special date-stamps and, as far as Rob & Lyn are aware, the small commemorative envelope is only known with the flap inverted.

More lunch before the Auction commenced, steered by Nick Arrow and assisted by Tony Johnson and Cheryl. This again proved successful.

The enjoyable weekend concluded at 15.45hrs.

C.E.O.

Auction Report No. 43 June 2016

By Nick Arrow

The June Auction was very interesting from my point of view! I had recently had to undergo a knee replacement on the left knee, and Cheryl had volunteered to drive me to Leamington Spa just in case I was not signed off as fit to drive in time. As Susan Oliver was not able to come, Cheryl was press-ganged into helping at the auction by doing Susan's job. I would like to thank her, as well as the rest of the team, Tony Johnson for recording all the sold lots on the lap-top, which saves me hours of work, and Bob Hill, Mike Berry and John Richardson for handing out all the lots during the Auction, for their huge input into making the Auction the enjoyable feature that it is. I would also like to thank all the other members who helped me by carting the lots from A to B as necessary. I was trying to be as independent as possible, but I was properly ticked off by one member who told me to "act my age not my shoe-size"! I have not heard that expression before - I loved it!

The Auction itself showed a most interesting trend. For years now, the Union period has proved the most successful from a selling point of view, with RSA sales being reduced almost to non-existent. In June, these trends were completely reversed, and in the section of RSA Definitives and Commemoratives, only 10 lots out of the total of 60 lots failed to find a buyer, with most being sold above their reserve - the Handbook on the 6th Definitive Issue, offered at a reserve of £15, actually went for £70! By comparison the Union material was comparatively dormant, although there was some interest in the shades of the 2/6 roto unhyphenated.

What was sad, though, was that there was almost a complete lack of interest in the Officials and Postage Due sections of the Auction. There was some extremely nice material on offer, but very little of it sold, and I would encourage members to consider dipping their toes into the interesting channels provided by the "back of the book" material.

The November Auction list will be sent out, hopefully, about 4-5 weeks before the Auction, and I am sorry to sound like a well-worn record but I am still very short of material. I have had help from some members, but I have only a few new lots to offer in November. So please try your best to get me some of your unwanted material as soon as possible, and if you can get it to me by the end of the month, it will definitely feature in the November auction.

I have had to make some very slight amendment to the Rules, but realistically this affects overseas members only. If a member wants to pay by PayPal, this is fine, but (a) PayPal's fees for their service must be met by the purchasing member and (b) the payment must be made to the Society's PayPal account, and not to my own (there is no problem in my paying it back, but it does involve quite a lot of unnecessary admin!). Consequently, please will you all note that Rule 13 now reads -

"Overseas Members can make payment (preferably) by International Bank Transfer or by PayPal (any fees For such service being met by the Purchaser) to the society's auction email account - sacsauc@btopenworld.com. Please do not pay to the Auctioneer personally - any further details required will be supplied on application to the Auctioneer."

The Bidding Sheet is also adjusted to remind members about this. [I would add that if a UK member wants to pay by PayPal, he is welcome to do so, but this will cost far more than a cheque or BACS transfer.

Details of the lots sold in June is featured below, for those who have retained their Auction catalogues!

Lot	Price	Lot	Price	Lot	Price	Lot	Price	Lot	Price
10	£250.00	34	£40.00	64	£16.00	80	£18.00	101	£4.00
11	£25.00	36	£15.00	65	£8.00	81	£35.00	103	£40.00
12	£20.00	37	£65.00	68	£25.00	82	£35.00	104	£25.00
17	£35.00	47	£60.00	70	£44.00	83	£6.00	105	£30.00
25	£35.00	49	£80.00	74	£28.00	84	£6.00	106	£30.00
26	£20.00	50	£13.00	76	£95.00	90	£28.00	108	£22.00
28	£20.00	51	£16.00	77	£22.00	91	£50.00	111	£25.00
30	£60.00	52	£4.00	78	£100.00	92	£20.00	112	£8.00
31	£85.00	60	£22.00	79	£35.00	93	£45.00	113	£22.00

Lot	Price	Lot	Price	Lot	Price	Lot	Price	Lot	Price
115	£10.00	167	£12.00	191	£9.00	218	£13.00	297	£3.00
117	£25.00	169	£42.00	192	£17.00	219	£11.00	298	£30.00
118	£20.00	170	£170.00	193	£17.00	220	£12.00	300	£30.00
126	£20.00	171	£78.00	194	£15.00	221	£22.00	302	£13.00
128	£200.00	172	£7.00	195	£15.00	222	£11.00	308	£75.00
129	£80.00	173	£9.00	196	£10.00	5	£12.00	311	£11.00
132	£115.00	174	£18.00	197	£40.00	224	£11.00	315	£45.00
136	£8.00	175	£17.00	198	£70.00	225	£11.00	323	£10.00
137	£17.00	176	£40.00	200	£55.00	226	£13.00	324	£7.00
139	£22.00	177	£9.00	205	£9.00	227	£4.00	329	£2.00
143	£3.00	179	£10.00	208	£10.00	232	£10.00	331	£18.00
144	£5.00	180	£50.00	209	£5.00	245	£20.00	332	£32.00
146	£3.00	181	£22.00	210	£6.00	253	£30.00	333	£8.00
147	£13.00	182	£28.00	211	£6.00	254	£15.00	334	£16.00
151	£8.00	183	£11.00	212	£9.00	260	£5.00	335	£40.00
159	£6.00	184	£50.00	213	£32.00	279	£7.00	336	£5.00
160	£4.00	185	£13.00	214	£6.00	285	£7.00	337	£40.00
161	£45.00	186	£15.00	215	£9.00	286	£80.00		
165	£4.00	187	£10.00	216	£10.00	291	£3.00		
166	£110.00	189	£28.00	217	£7.00	296	£3.50		

O

[From The Editors Desk](#)

A Request from Mike Moody


Royal Visit to South Africa 1947

Reisner (Fig 1) states the date stamp below is the scarcest of the six. I am seeking help from SACS members to try to ascertain how scarce it is.

76. **ROYAL VISIT (No 6, Open Triangle)**
 1947, February 17 to April 24 V: 20/60

In use on Pilot Train from February 21.

This datestamp was used in the Telegraph Office on the Pilot Train. The impression is the scarcest of all the six postmarks. The emblem consists of a small open triangle. At the top of the double-oval it reads "KONINKLIKE BESOEK-ROYAL VISIT" at the top and "SUID-AFRIKA-1947-SOUTH AFRICA" at the bottom. Covers, showing dates later than February 21, were postmarked by favour. Post Office instructions state that this datestamp was not available for mail-matter. Clear strikes of this postmark are very scarce. Those postmarked February 17 are relatively commoner.



53

From my own covers and looking at EBay it appears that the date stamp was mainly used on registered mail going overseas from Pretoria 4 Post Office on first day covers dated 17 February 1947. The following registered numbers have been noted: 3061, 3063, 3075 and 3095. It would seem logical as the first day covers were produced in large numbers at speed that the numbers between 3061 and 3095 have the same date stamp. Thus giving a minimum of 35 covers. However, nothing is simple and I have noted two other isolated first day covers: number 0417 from Pretoria 4 and 0104 from Pretoria 9.

I would be very grateful if SACS members could let me know details of any date stamp type 6, which they have in their collections. My Email is: mikemoody27@hotmail.co.uk

Extracts from ABPS EXECUTIVE BULLETIN April 2016

WEBSITE DEVELOPMENT

A new working group has been formed to oversee the upgrading and updating of the ABPS website. If you have any suggestions for improvement, please pass your comments to Neil Ritchie by email secretary@abps.org.uk

AUTUMN STAMPEX 2016 takes place from 14th to 17th September 2016 at the Business Design Centre, Islington. London. Stampex is a full national exhibition with all classes.

Entry forms for all the Stampex national competitions are now on the ABPS website.

Help is required to man the Information Stand at every Stampex which is run in association with the National Philatelic Society and Stamp & Coin Mart. Please contact Chris Oliver by email if you are willing to give an hour (or two) to support ABPS at the Show. communications@abps.org.uk

Spring Stampex 15th to 18th February 2017: Full National n the theme of The former Ottoman Empire Including North Africa, Egypt and Balkan States, plus Palestine, Lebanon, Syria, Trans-Jordan, Iraq, Saudi Arabia and Gulf States. Plus Iran.

Autumn Stampex 12th - 16th September 2017: Full National: Lead Society Sarawak Specialist Society has agreed take to 150 frames, both competitive and non-competitive.

Congress and RDP Ceremonies

2017: Cardiff. Confirmed

2018: Durham. Awaiting confirmation.

2019: Decision pending. Possibly overseas. Stockholmia suggested.

2020: London. RDP ceremony at the same time as the London 2020 exhibition.

2021: Harrogate. The centenary of the first signing of the Roll.

O

Wanted

Back Issues of the South African Philatelist and Stanley Gibbons Catalogues

I constantly look through old issues searching for relevant information. I have an incomplete set of issue starting from March 1923 and require the following issues.

I require the following SAP back numbers

1923	February, May, October & November	1987	February to December (from No 743)
1925	April	1988	Need entire volume
1926	March & December	1989	Need entire volume
1927	February, March, July, August, September, October February, March & December (Whole No 71)	1990	Need entire volume
1928	Missing February (Whole No 72)	1991	Need entire volume
1931	Need entire volume	1992	Need entire volume (to No 795)
1933	Need entire volume	2000	April, June, August (No's 839, 840 & 841)
1934	Need entire volume	2001	June (No 846)
1943	Need entire volume	2006	August (No 877)
1944	Missing January, February, March	2013	October (No 920)
1945		2014	June, August, October, December

Stanley Gibbons Commonwealth Catalogues Part I

I use these old catalogues from time to time to check on various listings and would like the following years any catalogue prior to 1949 (Except 1905, 1927, 1937 & 1947) plus

1951	1952	1953	1955	1956	1957	1958	1959	1961	1962
1963	1964	1967	1968	1969	1974	1976	1977	1978	1979
1980	1981	1982	1985	1989	1990				

Contact Otto Peetoom:- info@southafricacollector.com



BOFEX – THE EXPERIMENTAL VIRTUAL ONE FRAME STAMP EXHIBITION – JULY 2016
As part of Hobby Expo held at Kopano Nokeng in Bloemfontein

A Report by Jan van Beukering

The BOFEX 2016 experience was well supported with a total of 45 entries, five from New Zealand, three from the USA, one from Britain, two from Australia and the remainder from South Africa. The status was a South African National. Entries received certificates, jury reports and an participation medal – largely sponsored by the PFSA. Very pleasing was the fact that there was a more than usual component on new exhibitors. Entries were well represented in all classes, from Traditional, Postal History, Thematic, Modern Experimental, Open class and Postcards.

Presented by the Free State Philatelic Society in Bloemfontein, South Africa this experiment was initiated by the Philatelic Federation of South Africa a few years ago, but only materialised after a period of substantial planning and funding. The main driver was Emil Minnaar RDPSA, who was instrumental in establishing the technical requirements which allowed the upload of exhibits by the exhibitors and the exclusive viewing by the qualified National jurors in their respective homes worldwide!

No more frame carting, venue rental, travelling, insurance and disbursement costs, import regulations, Jury travelling and accommodation costs and others. This novel method opened up the world, so to speak, for international participation without all the commissioning and other rigmarole, while at the same time the exhibitors' material remains safely in their own care.



At the TV screens – Jon Williams , Gary Osthoff and partner with Jan van Beukering in attendance

Basically each entrant was issued with an individual 'username' and 'password' to give them access into the PFSA website dropbox. They then had to scan their exhibits, page by page, at 300 dpi in a PDF format, name each page with a short predetermined coded denomination, which identified the exhibitor, entry and page number. This was then 'uploaded' into the dropbox.

For security purposes these dropbox uploaded exhibits were only accessible to the jurors who could scrutinise the exhibits at leisure in their own homes. Jurors were allocated about ten exhibits each and each group of jurors consisted of three members, with the Chairman and Secretary finally scrutinising jury points scored. Jurying was done along FIP lines. All jury members' scores were taken into account when eventually arriving at an average percentage. All comments were also taken into account in the final jury reports to individual entries.

Interaction by jurors was by email or Skype, replacing the 'jury deliberation' at conventional exhibitions. To enable viewing to the public Federation and other sponsors made it possible to acquire several big screen TV's and tablets which will be available at later Federation exhibitions. All exhibits were transferred onto the tablets and at the actual venue visitors were able to select any of these for viewing. This was extremely well received.

After the exhibition all the exhibits were uploaded onto the Federation website, stamps.org.za , where they are now open for worldwide **public viewing**. (Entrants were given an option for refusal of public viewing, but none exercised this). Alongside the entries' descriptions, results and a judging points scoring guide were uploaded, which gives the viewers a chance to do a bit of their own 'judging' at leisure which can assist in getting a better grasp on one frame exhibit planning.

Cont'

There was a tie for ‘**Best on Show**’ being those entries from **Eddie Bridges** FRPSL – South African Collectors’ Society with his traditional exhibit ‘**Darmstadt Trials of 1929**’ and **Frank Friedman** – Johannesburg PS – with his thematic entry ‘**The allure of Diamonds**’, both with scores of 88.



Eddie Bridges



Frank Friedman

Comments from entrants ranged from ‘what a good idea’ to ‘my knowledge of computers is limited’ and lots in between, but all very positive. Eight dealers attended the exhibition and also commented on the success of this experiment. Jurors could spend much more detailed time studying the exhibits to be judged and this may have been cause to some scoring different points than they scored previously. Something to ponder about for future juries.



Three TV screens were continuously in use by visitors young and old

Teething troubles were experienced from scanning of the pages and uploading by exhibitors right down to the last stage of the process, but all these form part of a learning curve to be taken into account for future exhibitions.

The process was experimental inasmuch the structure was concerned but, with streamlining it, opens up a world of possibilities for Societies or Federations to stage such shows. In future the speed at which technology advances, it may well be possible to upload multiframe exhibits in an acceptable format much easier.

A special word of thanks go to the Bofex organising team, Dr Neil Cronjé, Jan van Beukering, Joof van der Merwe, Gary Osthoff, Jurors and the Jury secretariat, as well as the Hobby Expo organisers, Daniël and Tarryn Cronjé.

Editorial Comment:

The “Virtual Frame Exhibition” appears to have been a success and the idea may be something our society should consider, but somewhat simplified. I am aware that some members can’t make it to meeting, either because of age or distance and this format of exhibiting may be the answer. Members may benefit from viewing material not previously seen before. I would welcome comments from any member as to whether or not they would be interested in participating in such an event. Ed.

1928 Durban International Philatelic Exhibition and G. W. Hockey

by Lyn & Rob Lester.

As part of our display on 'Exhibitions in South Africa' at Leamington Spa in November 2015, we included a few items relating to the 1928 Durban Philatelic Exhibition which opened on Monday 2nd July 1928 and closed on Thursday 12th July 1928. It was the third philatelic exhibition to be held in South Africa and was the greatest exhibition in the southern hemisphere at the time with approximately 7,000 people attending. The Exhibition was opened at 2.00pm on 2nd July by the Hon. Walter. B. Madeley, the Minister of Posts and Telegraphs and closed at 10.00pm on 12th July.

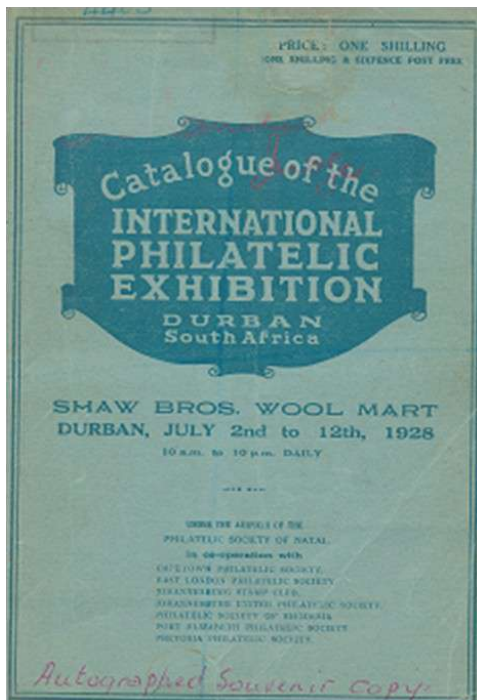


The organising committee arranged for a special souvenir cover for the event and the Postal Authorities provided a special date stamp, with a movable date, to cover all the days of the exhibition. A special registration cachet was also provided at the Exhibition for any registered mail posted. The Exhibition date stamp occurs most commonly in red ink and simply reads 'S. A. Philatelic Exhibition Durban'. Impressions in green, blue and black ink are also known but are less common.

As a collector of Exhibition date stamps we have scoured the various stamp fairs and the internet in an attempt to find a cover with the date stamp of

Special Exhibition Souvenir Cover, with Exhibition Registration Cachet and Exhibition Date Stamp.

8th July 1928, which in fact was a Sunday. After all the front cover of the "Catalogue of the International Philatelic Exhibition Durban South Africa" clearly states the location and time of the exhibition as "Shaw Bros. Wool Mart Durban, July 2nd to 12th 1928, 10.00am to 10.00 pm Daily". Despite the many special Exhibition date stamped covers in our collection, we have not been able to find a date stamp of 8th July 1928. This question was answered at Leamington just after the display. Not by those attending the conference, but by an innocuous looking post card found in one of the dealers stock. Stuck to the back of the card was a newspaper cutting dated July 1928 and signed by G. W. Hockey.



Front cover of the Exhibition Catalogue



Reverse side of Post Card

The final paragraph of this small newspaper article confirms *“The exhibition will be open every day, except Sunday, up till and including July 12, and admission will be free to all.”* This newspaper cutting provides the confirmation that we were looking for, in that the Exhibition was not open on Sunday 8th July 1928, and hence no covers would be date stamped that date.

The Post Card was signed by G. W. Hockey and date stamped on Monday 9th July 1928 with the special Exhibition date stamp, confirming it was posted at the Exhibition. It was addressed to Capt J. D. Smye, in Gosport, Hampshire, England, a well-known philatelist and, unusually, had a cut out of the image of the triangular green logo from the souvenir cover stuck to the Post Card.

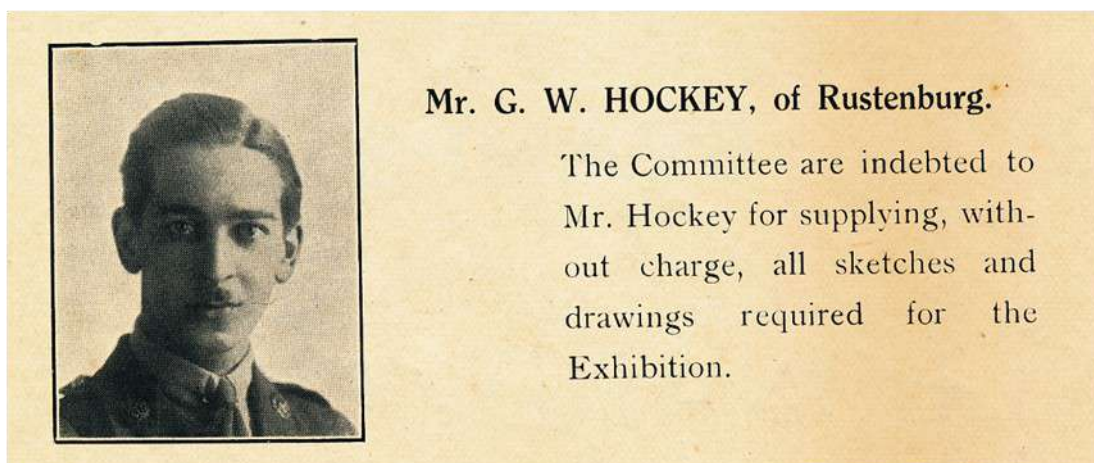
G. W. Hockey was also a philatelist and collector in his own right, and according to the Exhibition brochure displayed a collection of the ‘Neopost’ and ‘Midget’ meter stamps and postmarks of South Africa, at the Exhibition. He did not win a medal for his display.

By a unanimous verdict the champion exhibit, and championship cup was awarded to Mr E. J. Lee of Manchester, England with his highly specialised collection of Uruguay. The collection consisted of approximately 30 volumes of stamps including a number of sheets of rare stamps. It was complete in every possible detail and was fully written up with concise descriptions of every type and sub-type of stamp, and every stamp plated. It was acclaimed at the time to be one of the finest achievements in philatelic specialisations the hobby had ever produced.

Within the Souvenir Exhibition catalogue, on page 28, is a photograph of G. W. Hockey, along with a note from the organising committee conveying their thanks to him for supplying, without charge, all sketches and drawings for the Exhibition. Based on this, it is assumed that Mr Hockey was responsible for designing the souvenir labels and souvenir cover produced for the exhibition to advertise the event. Maybe that is why he painstakingly cut out one of these images, from a souvenir cover, that he had designed and carefully applied it to the front of his Post Card to Capt. Smye, along with the newspaper article to the reverse of the Post Card, which he then posted at the Exhibition on Monday 9th July 1928.



Front of Post Card with Exhibition date stamp of 9 July 1928 and 'cut-out' of Souvenir Cover logo applied.



Extract of page 28 of the Exhibition Catalogue referring to G. W. Hockey.

So in one post card the answer as to why no 8th July 1928 special exhibition date stamp exists was answered and tied by a signature to the person who provided all the Exhibition art work and drawings free of charge.

Reference to Ken Lewis's article on 'South African Philatelic Cinderellas' in the Springbok in July/August 1991, lists the varieties of colours of the printed labels attributed to G. W. Hockey. Some are rouletted whilst others are imperforate, but all share the basic image of 'Hope' seated.



Brown on Orange – Rouletted.



Brown on Cream – Rouletted with selvage.

He lists the rouletted labels as typically brown and the following four varieties, brown on cream; brown on pale buff; brown on orange and brown on dark blue as illustrated. The printed format is also interesting with 4 labels printed to form a square, which were then rouletted. Clearly there were a number of 'blocks of four' to a printed sheet as is indicated by the selvage to the 'Brown on Cream' example above. How many 'blocks of four' comprised a sheet is not recorded.



Brown on Pale Buff - Rouletted



Brown on Blue - Rouletted

The Imperforate labels comprise three basic colours red, blue and green with a further three varieties of the red and blue and two varieties of the green. They are as follows; red on pink; red on cream; red on salmon: blue on pink; blue on cream; blue on pale green; green on pink and green on pale green. This makes twelve different colours of the labels in total, according to Ken Lewis. We are missing some of the imperforate labels and therefore cannot illustrate them all but include below a number of them. We do have colours however not listed by Ken Lewis such as the Red on light blue as shown below.



Red on Cream – Imperforate



Red on Pink – Imperforate



Red on Light Blue – Imperforate



Green on Pink – Imperforate.



Green on Pale Green – Imperforate

Labels were used on commercial covers to advertise the Exhibition and illustrated below are examples from a cover dated 23 June 1928 before the Exhibition, and 23 July 1928 after the Exhibition, which is neatly tied with the post mark and registration marking. All labels were complete with gum to the rear.



23 June 1928; Brown on Dark Blue Rouletted



23 July 1928; Blue on Pink – Imperforate



Brown on Dark Blue – Imperforate



Brown on Light blue – Imperforate




Brown on yellow - Imperforate

The three labels above do not appear to sit into any of the colour variations described by Ken Lewis in his article. One appears to be brown on dark blue, one brown on light blue, and finally brown on yellow. All three are imperforate rather than rouletted, and the brown on yellow has no gum or the inscription ‘*For Particulars Write to P. O. Box 588, Durban, Natal.*’ Based on the fact there is no gum it may be that the brown on yellow is not a label but a cut out from a letterhead or other Exhibition material.

As we have not seen all of the colour variations of the labels we would be pleased to receive, via the editor, any information or scans any reader may have of the Durban Philatelic Exhibition Labels which are attributed to G. W. Hockey and are not illustrated in this article. Any information on the sheet format and printing would also be appreciated. There is no record of this in the Exhibition Catalogue, the Newspaper articles from “The Natal Mercury” at the time or indeed in the South African Philatelist.

Someone out there must know something and will, hopefully, be able to shed further light on these labels and on the activities of G. W. Hockey.

Subscribe to



http://www.southafricanstamps.net/Southern_Africa_Philately.htm

Three Issues - Inland £10 - Overseas £15

OTTO PEETOOM (ORMSKIRK STAMPS)

Rectory Road, Roos,
East Yorkshire, HU12 0LD - UK

TEL: +44(0)1964 670239

Fax +44(0)1964 671204

Email: ottopeetoom@btinternet.com



We produce comprehensive lists for

The Rhodesias plus Nyasaland www.rhodesianstamps.net

Southern Africa www.southafricanstamps.net

GSWA - South West Africa www.swa-stamps.com

East Africa, KUT www.kut-stamps.com

The Mystery of the 2d. SWA OFFICIAL SG 021

By Mike Tonking

The fifth issue of the South West Africa Official stamps appeared between 1945 and 1950 and consisted of five values, ½d., 1d, 1½d., 2d and 6d. The red overprint had thicker lettering than the previous issue with OFFICIAL and OFFISIEEL measuring 15mm and 16,5mm. The longer lower arm of the 'F' and middle arm of the 'E' immediately identify this issue.

Although the exact dates of issue of each value are unclear it would appear that the ½d., 1½d. and 6d values were issued in 1945. The 1d. Value although recorded as being issued in 1950 is known used in 1947 which is the same date as recorded for the 2d. Value. Fig. 1



In 1974 the 4th edition of the Robemark stamp catalogue edited and published by B. Joseph and J. Von Vareendorff has the following note regarding the 2d. Official SG 021: “No records exist as to the numbers issued of 021. This issue was overprinted by John Meinert in Windhoek and was available to collectors and dealers from the philatelic counter in Windhoek, Philatelically used copies exist, but no copies have yet been found on official mail”

The mystery is whether or not this Official was actually overprinted in Windhoek. B. Joseph's son Ken has no record of where they obtained this information. It would appear unlikely that they would have published this information unless it came from a credible source.

The John Meinert's printing records do not show any reference to stamp overprinting, and there is no record in the Windhoek P.O. Archives. It is still possible that there maybe some reference in the Pretoria Philatelic Archives.

Although the number of 2d. Sheets overprinted is not known it must have been quite a small number as the stamps are not plentiful as evidenced by catalogue prices.

The question remains as to why the Pretoria Government Printing Works would have been unable to overprint a relatively small number of sheets and then sub contract the work to John Meinert. Even if this were done it is inconceivable that John Meinert would have been able to exactly duplicate the overprint unless the Government Printer allowed them to use the original plates.

Unfortunately there is no reference to the South West Africa fifth Official issue in the South African Philatelist during the period 1945-1950 which might have settled the matter one way or the other.

The mystery is unresolved , although on balance I believe the overprinting of the 2d. Value was done in Pretoria.

Any further information would be gratefully received

Assistance from F. Beck is acknowledged.

Reference The Stamps of South Africa and South West Africa 1974

Edited and Published by B. Joseph and J. Von Vareendorff

1/- Official with Diaeresis

by Tony Howgrave-Graham

Every so often one gets pleasant surprises. Recently I was bidding on line at Spink and waiting for a lot containing some SWA Campaign material. Just before it came up a hyphenated 1/- pair of officials with the diaeresis variety on one stamp came up at a very cheap reserve because of its faults. I bid blind and met no opposition so a few days later it arrived and I was delighted to find it came from the very rare 1st diaeresis issue where the variety occurs on rows 1&11/5&6 (*Fig.1*). Ian Matheson has very reasonably listed this as a new 1946 Set 20A in line with the handbook classification along with the 2d and 2/6 where the variety appears in the same positions. The 1/- is particularly scarce. C.E.Sherwood discovered a fine strip of 4 in the 1950's. The piece is now in Ian's collection and features in his excellent books on officials. It remains a unique item and previously the only other used examples recorded were a few singles. So here's another pair, albeit with only one stamp showing the diaeresis. It includes row 11/5 and my delight was heightened by it being the only one of the 4 varieties I didn't have (*Fig.2*). I also show row 1/6 (*Fig.3*) which is from a single. Interestingly the Sherwood example is dated 11 Dec 1946 at Pretoria whereas this pair is 31 Oct 1947 at Cape Town, so quite a gap.

The more usual diaeresis containing set is the 1947 Set 21 where they occur on rows 6&16/2&3. I show row 6/2 (*Fig.4*) which is a rather miserable diaeresis and 6/3 (*Fig.5*) for comparison. The language setting also helps in determining which set any pair belongs to.



Fig. 1



Fig. 2



Fig. 3




Fig. 4



Fig. 5

Diaeresis : A mark (¨) placed over a vowel to indicate that it is sounded separately, as in *naïve*, - Ed.

'OUR DAY' LABELS – OCTOBER 1918

by Lyn & Rob Lester

We were fascinated to read about the World War I labels described in Issue 2 of “Southern Africa Philately” and Otto Peetoom’s comprehensive account with illustrations from his collection. He comments about the strange omission of Red Cross labels and that, after the war in 1919, there was a South African Red Cross label that is connected with aviation. This is of course the “Our Day” 3d label.



'Our Day' 3d label in red and blue, inscribed OCT 1918.



Aerial Post Card with Our Day label tied with special aerial



Aerial Post Card with Our Day label tied with "Ottery OCT

In September 1918, some six weeks before the end of the First World War hostilities and Armistice Day itself, the campaign was started in South Africa to raise funds for injured military personnel returning home and for the dependants of dead servicemen. The campaign was known as “The South African Red Cross Our Day.” Its aim was to raise £100,000.00 and the organisers in Cape Town co-opted the help of the Post Office to run a special aerial postal service which would be flown by Lieutenant Gearing. The “Our Day” label was issued along with the “Make Your 6d Fly” post cards which were specially printed and sold to the public. The labels were sold at 3d, and the post cards sold for 6d, all funds from the sales going to the Red Cross. In addition the public were encouraged to apply a 3d “Our Day” label to the “Make Your 6d Fly” cards when posted. Whilst the Post Cards caught the imagination of the public, few were sent with the additional 3d “Our Day” label affixed.

The first flights in Cape Town took place on 7th October 1918, 26th October 1918 and 2nd November 1918 all before the end of the war. After 11th November 1918, Armistice Day, further flights occurred in the Transvaal in late November and resumed again in Cape Town in December 1918.

Post Cards having been carried on the special flights piloted by Lieut. Gearing often have the label tied with an ordinary post office date stamp as a receiving stamp, rather than the special aerial date stamp. The card below is from Three Anchor Bay to Ottery Road, Wynberg and is dated 1 October 1918. Ottery was a branch post office with Wynberg as its Head office. The message reads; “My Dear Willie, I expect you are collecting quite a lot of nice things so I wanted to send you our one of the pretty Aerial Post Cards. It will be nice to remember that it was right up in the air before it reached you. With love to Maxine Daddy and sister and yourself, from Grandma”.

Cont'

Having collected a few Aerial Post Cards with Our Day labels affixed we were surprised to note what looks like a printing variation to the label which is illustrated below. It appears that the blue oval centre of the label has received a 'double' printing of blue ink making it much darker than the standard label. It is also badly centred and perforated such that the top of the label is cropped and the bottom of the label includes the top part of the label below.



Our Day label in red and 'dark' blue

The example illustrated in detail left, is tied with 9th October 1918 Cape Town/Kaapstad machine roller date stamp. The message on the card is dated 4 October 1918 and is to Rachel Zuckerman of Hague Villa, Beckham St, Cape Town and reads *"I am sending you this card as a souvenir of the first Aerial Post in South Africa. I hope you'll be better soon, with love I remain, your twin sister, Livia"*. As no special Aerial Post mark was applied to the card it is assumed that the card was not carried on the first flight and that it was processed at the Cape Town post office in the normal way with the six bar machine cancel of 9th October 1918 being applied. It is also possible that Rachel was suffering from the Spanish influenza, an epidemic which also caused the postponement of the Naval and Military Tournament originally arranged to coincide with Gearing's first flight.

We have only ever seen two of these dark blue labels and would be interested to know if others exist. Perhaps what is more interesting is that the other dark blue label we have is again on an Aerial Post Card addressed to Miss L Zuckerman of Hague Villa, Beckham St, C Town, the same address. The card is again dated 4 October 1918, with a similar message *"Dear Livia. I am sending you this card as a souvenir of the first Aerial Post in South Africa. With love from your other half."* We assume this to be Rachel. Again the label is badly centred and perforated such that the top of the label is cropped and the bottom of the label includes the top part of the label below, suggesting they came from the same source. Both of these cards were sourced in England, but a year apart. Fig. 1 & 2



Fig. 1

Aerial Post Card with Our Day label tied with Cape Town/ Kaapstad machine roller date stamp 9th October 1918.

The Card, Fig. 2, again missed the first Aerial Post on 7th October 1918 but was carried on the second flight on 26th October 1918, with the label being tied with the special aerial post mark of interest the card also has, what appears to be, a censor mark applied.

One final observation on the 'Our Day' labels is that all of the Aerial Cards with labels that we have are all dated some time in October 1918. With World War 1 finishing on 11th November 1918 and their usage falls within the period of the war, their classification we believe should be as War labels.



Our Day 3d label in red and 'dark' blue.



Fig. 2

Aerial Post Card with Our Day label tied with special aerial date stamp 26th October 1918.

The only label we have dated after the end of World War 1 which is illustrated Fig. 3, includes the label tied with a 1d Kings Head on a Post Card date stamped, "Observatory Road 14 A DEC. 18." The card is in fact a used souvenir "Our Day" post card sold to the public for 6d. The design of the card includes a picture, Fig. 4, of a serviceman superimposed over a large red cross and flanked by the words "Our Day". The image is located to the top left hand corner on the reverse of the post card.

These cards were produced for the public to use as greetings cards and purchasers were encouraged to affix a 3d "Our Day" label to them as well to contribute further to the Red Cross funds. Unfortunately not many of these cards have survived and even fewer of them have the 3d "Our Day" label applied.

Along with the special souvenir "Our Day" post cards 'lapel labels' or flags were also printed by the Red Cross and when donations were made by the public in street collections a lapel label was exchanged. The labels are 1½ inches square (37mm x 37mm). Labels also appear to have different printings with colour differences to the serviceman's hat and face along with different colour coat lapels. A possible explanation may be that different countries celebrated "Our Day" and the label illustrated below with the original, now rusted pin, is not from South Africa. The colour of the uncut label matches the colour on the "Our Day" card illustrated Fig. 4.



Fig. 3

"Our Day" souvenir post card with "Our Day" label and 1d Kings Head tied Observatory Road 14 A DEC 18"




Fig. 4

Reverse of the "Our Day" souvenir Post Card with image of Serviceman



"Our Day" lapel labels

Finally to complete the “Our Day” souvenir fund raising items produced by the Red Cross are special souvenir envelopes, which were printed with a central space specifically for the attachment of an “Our Day” 3d label. As the label was not valid for postage a separate area is specifically designated for the stamp to the right of the label. The envelopes were printed in two different sizes and colours



Small “Our Day” Souvenir Envelope with “Our Day” 3d label.

The smaller one, 105mm x 75mm, is printed in black on buff and includes a unique number added to each envelope. The larger one measures 122mm x 96mm and is printed in green on cream paper. These envelopes contain two numbers printed with the envelopes exactly 5,000 apart. The significance of these numbers is not known.



Large “Our Day” Souvenir Envelope with “Our Day” 3d label.

Hopefully this article places the “Our Day” 3d label firmly into the category of World War 1 labels.

Annual Southern African Conference

11-13 November 2016

Honiley Court Hotel

Meer End Road, Kenilworth CV8 1NP

For more details contact our Event organiser Simon Peetoom simon@africastamps.co.uk

An Interesting Airmail Cover By Nick Arrow

I was fortunate enough to obtain the cover illustrated below. I have long been interested in airmails flown to, from or over South African territory, which were carried prior to the outbreak of WWII, and we are of course aware that in the latter half of 1939, services by air were inaugurated between England and America. Pan American Airways were the first to introduce an air service linking the two continents, inaugurating both their "Southern" and "Northern" routes but Imperial Airways were not far behind with their service from Southampton to New York.

Mail from South Africa to America on the return of either of the Panam flights, or the inaugural Imperial Airways flight, is extremely rare - indeed I do not know if any mail was carried on either of the Panam return flights to America - but mail can be found from America or Canada and carried to South Africa both by the Panam services as well as by the return flight of the Imperial Airways service.

One such item, carried by IA, is the subject of this short article, and the front is illustrated below in full - the obverse side is reduced.



When I acquired this cover, the problems seemed numerous because of the Dublin marking (#8), which made no sense at all. However I have received a huge amount of information from Peter Wingent and Chris Hargreaves in particular, to both of whom full acknowledgement is given.

Cont'

Without wishing to overstate the obvious, the cover is addressed initially to Durban. The appropriate markings involving the flight to South Africa are -

1. The typed flight instructions in the top left corner.
2. The application of the cachet in the lower left of the front (which is not the same as the cachet impressed on two other items from Montreal in my collection).
3. The postmark on the various stamps (Montreal - 7 Au 39).
4. The number "1465", although I freely admit that initially I thought that this was some sort of counting method to record the total number of covers carried. I did not appreciate the significance of this until it was explained to me by Chris.

The cover was put on board the Flight DS 223, which left Southampton on the 16th August and arrived in Durban on the 21st August, 1 day, late as the start of the flight was delayed by a faulty generator and it was impossible to make the time up en route. ^{i ii}

After it arrived in South Africa, the cover was almost immediately returned, by Registered mail, to the sender, and the appropriate markings are -

5. Durban postmark of the 22nd August 1939 (on both front and of the cover).
6. Toronto arrival mark(s) of the 5th September 1939.
7. Hamilton arrival mark of the same day.

The postal rate paid was 6d (apparently intended to cover the 4d Registration fee plus 1½d under the EAMS, with an overfranking of ½d). The cover left Durban on Flight DN 225, on the 24th August and arrived finally in Hamilton on the 5th September.

There were two major queries concerning this cover which were immediately apparent. The first peculiarity is the large oval postal marking (#8) dated the 11th August 1939, in the centre of the back of the cover, applied in Dublin ("B'L'Ath Cliath" is Dublin in Irish) - amplified by use of the word "Deimhniithe" which means "registered". As the Imperial Airways service was from New York - Montreal - Botwood (Newfoundland) - Foynes (West coast of Ireland) - Southampton, the cover should never have gone within 100 miles of Dublin! Secondly, why was the item franked 40c which seems a huge amount for an item to be transferred from one member of the British Empire to another, as the EAMS required postage of 1½d only?

So what went wrong?

The answer to the first mystery lies in the layout of the cachet as well as to the word in red type, partially obscured by the South African stamp, "[Registe}red".

What I did not know, but which Chris clearly explained to me, is that there were 3 different cachets for this flight applied in the Montreal Post Office, reading "Montreal - Botwood", "Montreal - Foynes" and "Montreal - Southampton". Chris advised me -

To obtain the cachet, the cover would have been sent to the Montreal Post Office ahead of the flight. In keeping with Post Office instructions, it is endorsed "Montreal - Foynes" to indicate which of the three cachets was required, but addressed to its final destination in South Africa.

So the typed instruction at the top of the cover (#1) was crucial to the primary destination of the cover, Foynes, and not Southampton. Consequently the cover was marked with the "Montreal - Foynes" cachet, and bagged for taking off at Foynes. It was thence transferred to Dublin, where it received the Dublin R-mark (#8)ⁱⁱⁱ, sent on to England, and carried on flight DS223, as stated above.

My confusion as to the amount of the franking is due to my failure to appreciate that on joining the EAMS, Canada's participation was limited to the cost of transmission beyond England, the rate being 6c. This cover had first of all to get to England, and, on transatlantic mail becoming a reality, the rate for mail carried by air over the Atlantic as regulated by the Canadian authorities was 30c (plus 10c for registration if required), wherever the ultimate destination in countries which participated in the EAMS (and for Europe) might be.

The fact of the cover being registered in Canada also accounts for the "1465" (#4). The cover was sent to the Montreal Post Office inside another cover, ahead of the flight. The typed instructions and 40c franking indicated that it should receive registered handling when it left Montreal. The number "1465" and the Dublin "Deimhniithe" backstamp show that it did receive this,^{iv} albeit without a label being used. I think I could be forgiven for mistaking that, although I must admit that I had failed to grasp the significance of the "...red" by the side of the South African stamp.

However, in discussion with Peter Wingent and Chris Hargreaves, a further problem about this cover turned up. The rate for mails sent across the Atlantic is shrouded in confusion. Without wishing to overcomplicate an

already lengthy article, mail intended to be carried by surface mail to America and by air mail in America was 1/3 (i.e. as was the case until the Panam service was inaugurated in May 1939), and no-one seems to have fixed the rate for airmail all the way, i.e. including the transatlantic crossing, until the 29th August, when it was agreed at 1/3.^v Consequently, when this cover was remailed to Hamilton, the payment of 6d actually covered only the EAMS rate of 1½d to England and surface mail to Canada. How did the item manage to get to its destination by the 5th September?

There are three possibilities -

- a. It could have been put on the Panam transatlantic which service left Southampton on the 30th August, and arrived in New York the following day (acknowledgement John Symons). This would have left sufficient time for the cover to have been rerouted to Montreal, and on to Hamilton, even by surface mail.
- b. Peter Wingent advises that it is possible that the item was carried by the Cunard liner “Queen Mary” which left Southampton on the 30th August, and scheduled to reach New York on the 4th September, but he and I both doubt that the American PO would then forward the item to Montreal by air, in time for the cover to have arrived in Montreal on the 5th September.
- c. It seems more likely, therefore, that the item was actually flown by the 5th Imperial Airways transatlantic service (which left Southampton on the 4th September and arrived in Montreal on the 5th which agrees with the Montreal arrival mark of that date)^{vi}, with the Durban authorities bagging the item for return by the “all-up” system as a result of their confusion as to the correct rate, and no-one bothering to do anything about it anywhere along the line, despite the substantial under payment!

So there it is - all mysteries revealed - well more or less. Seemples! Or perhaps not so seemples in real terms.

By way of a postscript, I believe that the number of covers sent from New York, or any of the interim stops, on the return flight, to South Africa, is extremely small, although perhaps one must concede that for 3 covers from Canada to exist in a single collection would point to covers from Canada being less scarce than from other destinations! However, I wonder how many Canadian covers made this somewhat roundabout journey via Dublin to South Africa. I hesitate to use the word “unique”, but will content myself by saying that this may be the first one which has been so recorded. Well, that’s my story and I’m sticking to it!

ⁱAcknowledgment Peter Wingent

ⁱⁱIt would seem that the item thus potentially qualifies, and twice over at that, under the heading of “interrupted mail”, even though such a description sounds rather overdramatic in this case!

ⁱⁱⁱChris Hargreaves is of the opinion that the blue crayon cross on the cover was applied in Ireland, rather than in Canada, as the Canadian authorities were not in the habit of marking R-mail in this fashion.

^{iv}In Ireland at any rate, if perhaps not in South Africa as the postal authorities in Durban did not apply the customary arrival backstamp.

^vDue to the outbreak of war, this was immediately increased to 2/- to the USA on the 6th September, which must make it one of the shortest tariffs on record! The rate to Canada remained at 1/3.

^{vi}Acknowledgement - Peter Wingent

----- 0 -----



New website offering fine Southern Africa stamps and specialised items.



Email: info@AfricaStamps.co.uk

RSA First Definitive Watermarks

By Roy Ross

Many members have had problems over the years identifying the watermarks on the early issues of the first RSA definitive stamps. There are many reasons for this and as we know the second issue had no watermark at all which confuses the identification even further. The SAP has numerous article on the subject and I have copied extracts from some of these in the hope that it may clarify the reasons for no watermark or very faint ones and partial marks.

The “faint RSA” Watermarked paper was first used on our Republican stamps at the beginning of 1966. This paper was produced by Harrisons of London. When the new paper was received in Pretoria, the initial inspection suggested that this was Unwatermarked paper.

The 2½c Constantia Cyl 60 S 27 has also appeared with both normal and inverted watermarks, and also on paper where the watermark is indistinguishable enough to warrant being called Unwatermarked. Orientation of the watermark in most of the sheets can usually be decided by studying light reflection at various angles on the gummed side, when a series of dashes may be observed to give the outlines of the triangle or letters of the watermark.

I have recently discovered a number of anomalies in the watermark, and it is quite likely that others may discover even more striking examples. The most important are:

1. 2½c Constantia – Cyl 60 S 27. Here one “R” of RSA appears to be lying in its side. This may however be a double “R”. Much of the remainder of the block has markings not unlike some of our Arms Watermarked paper.
2. Both 7½c Maize and 3c Shrike with a reversed “R” among a number of normal “Rs”.
3. 2½c Constantia Cyl 60 S 27 a double “R” seen on three different sheets.
4. 3c Shrike Cyl G8 G15A one triangle with the letters “R” and “A” close together, and an inverted “A” in another part of the sheet.

These anomalies are not particularly uncommon and they are repetitive as already five double “R’s” and two reversed “R’s” have been observed. The portions simulating the “Arms” watermark also suggest extensive damage to the “Dandy Roller” (the wire cylinder making the watermark).

The study was extended to a fair quantity of the 2½c Constantia Cyl 12 11, most of which was found to have fairly distinct watermarks, and where successive sheet numbers were involved. It was noted that not a single anomaly could be seen where the watermark was prominent. A succession was observed of distinctly watermarked paper, followed by very prominent watermark, and later by a less distinct watermark again, indicating that an uneven pressure was maintained in watermarking. This was succeeded by a number of sheets with very faint to missing watermark, where a double “R” was again observed.

It is believed that the following deduction can be made from the study: Harrison’s endeavoured to produce a paper with lighter watermark than before. The pressure maintained by the Dandy Roller was obviously uneven as proved by the results. The Dandy Roller then suffered damage, and pressure on the paper was eased further to produce almost Unwatermarked paper. Up to this point I believe the conclusions are reasonable and logical. I am going to add a perhaps “wild” suggestion that it is not impossible that Harrison’s may have tried to repair the Dandy Roller. Further I suggest that their success was only moderate, and they may therefore have been forced to relieve the Dandy Roll pressure to produce a comparatively Unwatermarked paper. In this connection Dr. Berry informs me that there is at least one recorded instance of a suspected repair of a Dandy Roller bit doing a run.

The specialist collector will obviously be bewildered by the variety of watermarks available. With certain stamps there will obviously exist the following types.

1. Old RSA Watermark
2. New RSA watermark prominent.
3. New RSA watermark – faint including undamaged and damaged varieties
4. The same paper as 2 and 3 but with the watermark apparently missing.
5. Each of the headings above may be found with normal and inverted watermark.

Some decision as to where we draw the line will obviously have to be taken when the stamps are being catalogued. In the past we have even listed the Springbok watermark with missing horn, so why not also list each reversed “R”, inverted “A” double “R” etc. Etc, as these varieties are obviously repeated over a number of sheets. Perhaps others will discover even more significant anomalies. This point is stressed to emphasise that the defective paper supplied can make a farce out of our collecting. Should we therefore not urge the printers in Pretoria to concentrate on Unwatermarked paper only? Even here examination under ultra violet light has already indicated the multiplicity of papers that have been used for even the small quantities printed of such stamps as the 1½c Afrikaner Bull.

D. Kransdorff.

Comments from Dr. Raubenheimer: Apropos of *Mr Kransdorff's* article and in consideration of the interest displayed in "Watermarks" not only locally but generally this extract from "Stamp News" may not appear irrelevant.

Primarily watermarks were introduced in stamp printing to circumvent the activities of forgers who were rampant in the early days of stamps. Nowadays, the risk of forgery is negligible, but most countries continue to use watermarked paper.

This, of course, suits stamp collectors as different types of watermarks are collectable varieties. The major varieties are interesting and sometimes the key to dates of issue. But like other varieties, watermark differences can be carried too far.

In some stamps we find the watermark inverted, reversed, reversed and inverted and sideways etc, in relation to face of the stamp, or is the stamp reversed etc, in relation to the watermark. Readers can work that one out. It is not necessary to include all these varieties in a simplified collection though some collectors do. The point is, how far are you going with them? If prices are reasonable we see no harm in acquiring those that are available, but we are of the opinion that some have been pushed up into the high price bracket and "push" is not justified.

The machinist feeds in the paper in the wrong way and out pops another variety to cause another philatelic stampede which is a risk and sometimes leads to a little disappointment.

As Confucius would have said: 'When you traverse strange country, beware of the bog'.

Harrison's Inimitable Stamp Paper *A paper presented by P Baumgarten*

Preparation of postage stamp paper for printing high quality postage stamps requires a degree of skill, not necessarily needed when preparing paper for normal printing operations. It is considered at the moment best to prepare the paper in three different stages:

1. Making at the Paper Mill
2. Coating on a machine specially designed for the job.
3. Gumming, fracturing, calendaring and re-reeling.

The paper is prepared in the above order and the following is a brief description of what happens in each of these operations.

Paper Making: The first thing to consider is the kind of pulp that is best used to get the desired result for postage stamp paper, bearing in mind that at the same time it probably has to be watermarked.

Watermarking plays a very important part in most security papers and to watermark successfully means that not only must the fibres be beaten to their right consistency but also they must be in correct proportions to start with. In the case of the South African watermarked postage stamp paper a pre-determined proportion of Esparto and Chemical wood fibres are used. *Esparto: Either of two tough, wiry grasses of Northern Africa and Southern Europe, yielding fibre used in papermaking to reduce cost from 1857. Ed.*

The Esparto is boiled to remove impurities, bleached to approximately the right shade and mixed with the chemical wood. The correct percentage of loading and other additives such as size is also added to assist the making of the paper on the papermaking machine and to give the required printability when the paper is being used.

After having been thoroughly mixed in huge storage tanks the pulp is then pumped to a further mixing operation where water is added in a proportion of 97% water, 3% fibre. It is then measured onto a travelling wire of very fine mesh where most of the water is removed, falling down between the holes in the wire leaving the fibres behind to form into the sheet paper. This formation is achieved by the wire shaking from side to side at the same time as it is travelling around. During the operation the tendency is for the majority of the fibres to lay long ways on the sheet as it is formed, with only a small proportion being interwoven. Because the majority of the fibres are laying like this and because, during changes of humidity paper fibres swell and contract in their width and not length, paper is more unstable across its width than its length.

The watermarking of the paper is done by a cylinder of wire gauze onto which is fixed the stereotypes of the particular mark required.

This cylinder is called a dandy roll and is situated near the end of the wire. The stereotypes on the dandy roll are impressed onto the paper while it is still wet, hence the term watermarking.

In addition to the water that falls between the wires while travelling along, suction boxes which are situated before the dandy roll remove further moisture from the paper.

The paper is delivered off from the wire through press rolls on to a felt and is dried by numerous steam heated cylinders, before rewinding at the other end of the machine.

The paper is made to a specification agreed by printer and papermaker. Furnish, substance, thickness, burst, tensile strength, smoothness and porosity are some of the important aspects of the specification. The weight and thickness must be even across the sheet and constant through the reel in order that the subsequent coating and gumming operations can be performed properly. The burst and tensile figures are carefully watched because these are important during and after perforating. The degree of smoothness can be vital for good gumming and printing results. The moisture content of the paper from the paper mill is also important and great care is taken to keep it within 5% to 7%. *Burst is a guide to the strength of paper and is tested using a digital hydraulic paper tester. The strength is usually quoted in KPA. Ed.*

Coating: The coating operation is performed separately from paper making and the material used for coating is one that has been evolved after years of experience in the special requirements of stamp printing. It is necessary for the coating to adhere properly to the base paper and also important that it is of even texture and constant colour. One of the important functions of the coating, apart from the improved quality of print that can be obtained, is that it will remain firmly fixed to the base paper when being removed from envelopes and parcels by philatelists.

The coating is applied by two methods:

1. By reciprocating brushes and (2.) by an Air knife coating unit. Both methods are capable of giving a satisfactory result providing the coating formula is suitable for the type of machine used. After passing through the coating unit the paper is festooned, dried and conditioned before re-reeling. Constant checks are made during this process to make sure the correct amount of coating is being applied.

Gumming: The paper is gummed with Gum Arabic, an exudant from the Acacia tree. The most suitable Gum Arabic for postage stamps comes from the province of Kordofan in Sudan. Great care is taken when mixing the gum that all the impurities are removed. The gum is mixed in 250 gallon vessels for approximately eight hours and then sieved and pumped into settling tanks where it remains for 2 to 3 days while sand and other impurities sink to the bottom. It then passes through a special filter press where all the impurities are removed. After filtering the gum is pumped into feed tanks ready for use on the gumming machines.

The gum is applied to the paper by a reverse roll coating unit which has a Beta gauge equipment attached to measure the exact amount of gum being applied. The paper passes through passes through a drying tunnel at a speed of 400 feet per minute and is rewound at the other end of the machine. Before re-reeling the moisture content of paper is measured and recorded because it is important for subsequent operations that the moisture content of paper coming from gumming machines should be rigidly controlled.

After gumming the paper is left to mature for a period before fracturing. The purpose of fracturing or breaking operations is to prevent curl which is caused by the gum being more hygroscopic than the paper. In this process the paper passes under tension over steel blades which crack the surface of the gum into small fragments. The idea being that when the gum is growing or contracting with changes in humidity it will do so within the cracks and not over the whole surface of the paper which would cause it to curl. During this operation the paper is also trimmed to size, ready for the printing press.

During the gumming and fracturing operations the surface of the paper is disturbed to quite a degree and is unsuitable for printing. To remedy this the paper is passed through a calendaring machine which improves the surface of the paper to the required smoothness and finish for the printing operation.

No mention has yet been made yet regarding security, but during all the above operations strict control is kept over all the good and waste paper from each machine. If paper is required for rotary work the good yardage is recorded on special labels which seal the end of the reel and these labels are only removed by security control when the reel is issued for printing. If paper is required for sheet fed printing machines it is counted twice and wrapped in reams of 500 sheets sealed with labels describing contents and as in the case of reels only issued to the printing machines under security control.

Comment Ed: Having read through these articles it was still not crystal clear why some stamps had definite inverted watermarks. Human error must be the reason and some further research was needed. The following article was found in a later issue of the South African Philatelist .

So when stamps appear with the watermark inverted, as with the 12½ Dutch Reformed Church stamps, the cause can generally be ascribed to one of these reasons.

- (a) the watermark was inverted on the roll as received
- (b) the printing cylinders were inserted in the machine left to right, possibly by mistake.
- (c) The paper had been reeled off the original roll on to another one and that one used.

Following enquires, we received the courtesy of the replies given below:

- (a) this was not the cause, as no RSA watermarked paper has ever been received with the watermark inverted.
- (b) Although this is now possible, this is also not the cause because firstly, all three cylinders would have had

the same fate, a most unlikely coincidence, and secondly it has been established that the sheets came out normally into the receiving box, that is “head first” (the side with the cylinders numbers on the margin first).

(c) This turned out to be the case; it was inadvertently done, and what happened was this:

Smaller rolls of paper are usually kept in stock for special purposes, and they are made by reeling off larger rolls. They are used for “short runs” that is for small orders such as those 12½ Church stamps and special issues. In general, Unwatermarked paper is reeled off in this way, but it is also done with watermarked paper to print roll stamps (which have in any case to be reeled off later). To overcome the inverted watermark that would normally ensue, the cylinders can merely be inserted left to right, or the paper could be re-reeled before printing. We gather that printers always strive to have the watermark upright.

Another feature enters the picture here. Reeling off a large roll onto a smaller one is also done to provide narrower paper. The paper as received, is wide enough to allow two panes or sheets to be printed side by side, hence the well-known A and B panes. But there are occasions when a single pane is to be printed, such as for roll stamps, and here the paper is slit lengthwise while reeling off and so giving two separate narrow rolls.

So it came to pass that two rolls of RSA paper were reeled off on to two half length rolls and at the same time they were slit down the centre. The four rolls of half length, half width, inverted watermarked paper were then unfortunately placed among the other Unwatermarked ones for future use.

From a philatelic point of view it was a bit of luck that at least one stamp did appear on inverted RSA paper. We are assured that only this paper was used for the D.R. Church stamp. Seeing that it was a short run we can be sure that there is quite a lot of this paper over. It would certainly be interesting to have more inverted RSA printings, but our guess is that that would be a vain hope. Another re-reeling would be quite simple. Anyway, the tip is, watch out for a single die issue with this watermark feature. The type of sheet number won't help much in identification. The numbers could be black or red or maybe absent. *Acknowledgements: The South African Philatelist*

You Cannot Keep a DUD Stamp Down

By Mike Tonking

Ever since the South West Africa ½d. Official SG 023 with the forged transposed overprints appeared some ten years ago it has regularly featured on the odd auction. A used pair with a KGV1 expertising certificate dated 2006 was offered for sale on a recent auction. Fig. 1. Coincidentally it was exactly the same example which was proven to be a forgery in the article “The forged South West Africa Official ½d. - SG 023a” published in the South African Philatelist of June 2013 Figs. 2 and 3.

It was first noted by Murray Payne in 2006 and at that time given the KGV1 certificate and then sold at auction for £1460. Although catalogued by Stanley Gibbons in 2007 it was withdrawn in 2014 based on the evidence of a forgery. To Date the RPS, BPA and South Expert Committee have been unable to grant a certificate showing the stamp is genuine.

The most recent auction price realised was £420 which maybe shows the demand for a dud stamp is falling.

Reference : The forged South West Africa Official ½d. - SFG 023a - South African Philatelist June 2013

Fig. 1 The latest example offered at auction which is the same as Fig. 2

Note the placement of
OFFISIEEL OFFICIAL
In relation to Fig.3
Ed.



Fig. 2 Original forged example.



Fig. 3 Genuine overprint - Third printing
Issue 6 made in July 1952



Unfortunately the images did not reproduce very well and the colours shown should not be used Ed.

The Curved Line Flaws on the 1d. Hyphenated Rotogravure Stamps Issues 11 and 12

By Mike Tonking RDPSA

No really satisfactory explanation has been given for the curved line flaws which occur on the 1d. hyphenated rotogravure stamps of issues 11 and 12. Both were very large issues which exhibited numerous small flaws. The cylinder numbers of the issue 11 are not known although it was printed from the same multipositives as used for issue 10. The mystery, slightly curved black lines, first appeared on the issue 11 at different positions on the sheet. It is supposed that the origin of these lines was caused by the curved doctor blade. Their appearance differed from a concave thin short black line to a thicker line and at times a white streak.

The lines are not always in the same plane and there is no explanation for the random positions on the sheet. Fig 1 - 6

Issue 12 was printed from two new cylinders and two new multipositives and exhibits similar curved flaws as seen on issue 11. They are not so many as on issue 11, in fact there are only four positions on the sheet which are coincidentally eleven rows apart although not in the same plane. Fig. 7 - 8

Reference to these flaws was first made in the 1960 Handbook.

References:

The Stamps of the Union of South Africa - S.J. Hagger RDPSA 1986

Curved line examples from Issue 11.

Fig 1. Row 16/5-8 showing curved lines on stamps 5,7, and 8.
Stamp 6 shows a 'pale' ship and no curved line flaw



Fig 2. Row 16/7-8 In this case the curved line on stamp 7 now appears as a whitish line this was due to the wear on the printing cylinder.



Fig. 3 Row 3/5 - Curved Line Becomes white through ship.



Fig. 4 Row 3/9 - Thicker curved line.



Fig. 5 Row 14/9 - Curved line extends across oval and into right frame.



Fig. 6 Rows 18/1 - 19/3
This acquired curved line flaw is quite unlike those already described and the reason for it is unknown.



Curved line examples from Issue 12.

Fig. 7 Row 5/8 - 10 on row 5/10 the curved black line is to the right of the ship. Although not seen on this example at a later stage a curved line was also present on row 5/8.



Fig. 8 Row 16/7 - 9 Row 16/8 - Double curved lines which was the only instance when this occurred.



0

More packet exchange books needed!!

Report from the Packet Exchange Secretary.

As I write this the last packets have just finished circulating that I am currently able to make up. I have a number of books that have already been seen by a number of our members, but some have been seen by some sections of the list and some by others. Thus I do not have enough to make up a packet for any further mailings without more books. So, if you have any material available that you can make up into books it would enable the exchange packet to continue. If I don't receive any more books in the autumn I will have to assume that there is insufficient material for the packets to continue and close the service.

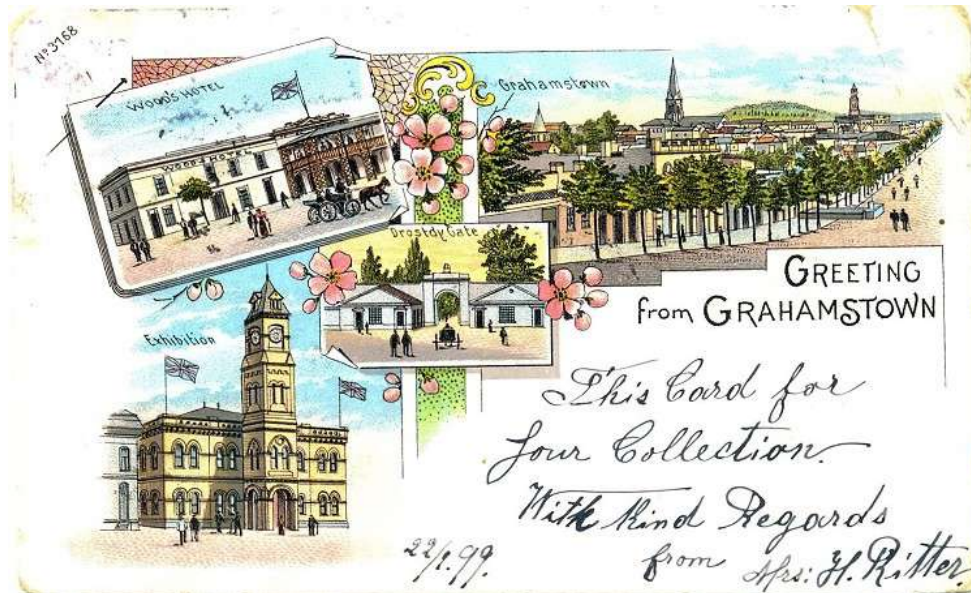
Please help if you want the service to continue.

Tony Johnson

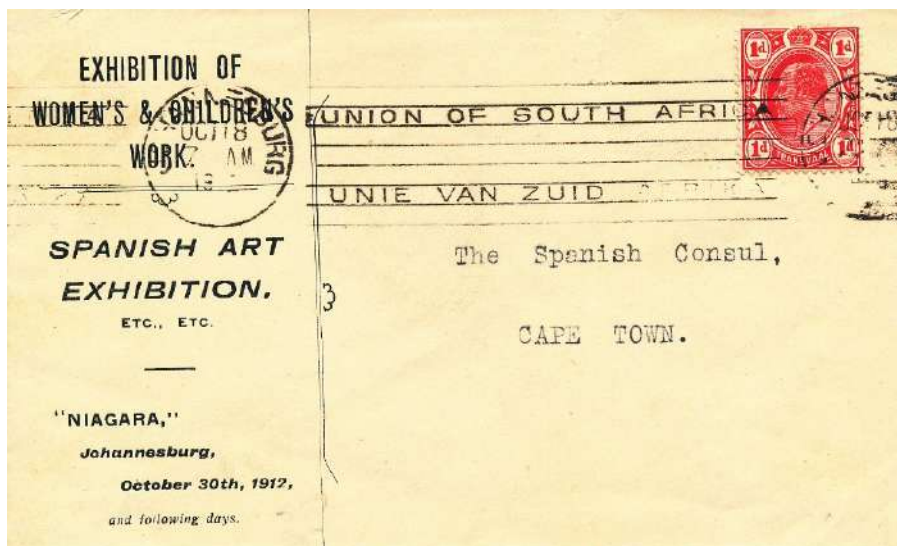
Post Script to Pre Union Exhibitions in Southern Africa

by Lyn & Rob Lester.

Many thanks to all those early Southern Africa Exhibition enthusiasts who have contacted us following our article in the Springbok Vol 64 No 2 pages 52-61. In particular our thanks to Bram Leeftang who provided us with a splendid image of a special postcard from his collection which was prepared for the 1898 - 1899 Grahamstown Exhibition. The card is dated 22 January 1899.



We are also indebted to Ian Shapiro who provided us with an equally splendid cover, postally used in Johannesburg on 18 October 1912, advertising an "Exhibition of Women's & Children's Work - Spanish Art Exhibition etc - 'Niagara', Johannesburg, October 30th 1912 and following days"



Whilst this cover is not pre Union we still thought it was worth illustrating and asking if anyone knows anything about the Exhibition.

The Artists of SWA Hand Painted Essays By Otto Peetoom

Introduction

On 11 October 2001, Stephan Welz in Johannesburg auctioned 193 lots that comprised the Pre-Independence archive of Namibia Post including original artwork and Proof material. The coverage was essentially from the period 1972/1990 with some earlier oddments. The most attractive and unique items included in the sale are the hand painted essays for the various stamp designs. Each painting has a Perspex overlay that includes SWA, the value and the notes in the lower margin. The size of the actual paintings varied from small to medium.


Hand-painted Essays - The Artists

Paul Bosman - Born 1929 a Wildlife artist, today his original paintings sell for thousands of dollars.



1980 Wildlife Conservation - Actual size 245 x 165 mm

A. H. Barrett - A talented fine artist, born in England, he emigrated to South Africa as a young man. He earned his living painting portraits, illustrating books, calendars, postage stamps and taking almost any commission that was offered. Birds, ships, fish, snakes, city-scapes, people - whatever he painted, he did it to perfection.



1982 Tortoises - Actual size 115 x 75 mm

In three consecutive years, his work won third, second and finally first prize as Best Stamp Design, judged worldwide.


J.J. (Koo) van Ellinckhuijzen is a Namibian artist and he is most noted for his work on Namibian and South West African postage stamps. He has exhibited in both Namibia and the US. Adelheid Lilienthal, in Art in Namibia has noted the scientific accuracy of his designs, their clean lines and his use of water-colour techniques.

To view Essays http://www.southafricacollector.com/11_Collect_Southern_Africa/SWA_Hand_Painted_Essays.htm



1985 Ostriches - By van Ellinckhuijzen - Size 225 x 175 mm

Johan Van Niekerk - Painted the 1987 Tourist Camps and the 1988 Landscapes issues.




1988 Landscapes - Size 220 x 170 mm

Graeme Arnott - His interest in studying and drawing wildlife developed in early boyhood growing up on a farm in the Rhodesian bush. In 1975 he took up bird painting as a fulltime profession producing illustrations for books.

He is responsible for the 1988 Birds issue.

1988 Birds
Handpainted design for FDC, turned around to face right on the envelope

Size
160 x 225 mm



SOUTH AFRICAN STAMP COLLECTORS SURVEY No. 1. 2016

Thank you to all members, who participated in our on-line survey. We received 484 responses, 60% of which were from members affiliated to Federation. This has provided the Task Team with very valuable feedback for designing a package for as many of our collectors as possible. The full results of the survey can be downloaded on the following website:

<https://www.surveymonkey.net/results/SM-297DCKWR/>

We have conducted a brief review of the results and provided feedback to the vice-Presidents. We would like each society to review the results too. I am sure you will have different perspectives on the feedback.

It is evident that serious collectors have different requests from the hobby-collectors, but all are important and we should strive to accommodate all where we can.

Please ask your membership to consider three questions to assist us.

If we were to consider two classes of membership, do you think that could be a practical option, and how should we go about it?

What services do you think we should be providing for the “hobby-collectors”? We have already had great feedback from the survey, but would appreciate your insight.

Provision of these services will require time and money. What fee would be reasonable for this class of membership?

Please direct feedback to Ian Matheson at ian@cdi.biz or at mathesoncdi@gmail.com. There is much urgency in this request as the Task Team would like to assist Federation to prepare appropriate motion(s) for Congress and such motions need to be submitted by 11 August. I would like to impose a deadline of mid-July, after which comments are welcome but may not influence the Congress motion.

Regards,
Ian Matheson

Unfortunately the deadline for responses has passed when this issue of The Springbok went to print. However as an Editor I found the survey quite enlightening and I would be very interested to hear from our members if they agree with some or any of them. If you have any thoughts on how to improve the Springbok or articles that you would like to see more of in the Springbok please let me know.

I have reproduced one of the questions from the survey below. What do you think? Do you agree with them? Ed.

Articles about the value of stamps	49.80%	126
Guidance as to what to collect because it could go up in value	33.60%	85
News about stamp shows and events	52.96%	134
Adverts that help me to find the stamps I might be looking for	55.73%	141
Specialist articles about stamps and postal history	67.59%	171
Articles about new issues from different countries	24.11%	61
Articles about old and classic stamps	68.77%	174
Other (please specify)	10.28%	26
Total Respondents: 253		

Auction 44 will be held at the Annual Southern African Conference, 11th -13th November
Honiley Court Hotel, Kenilworth.

The auction list is available to view on our Web-site www.southafricacollectors.com

Argyll Etkin Limited

Specialists in all aspects of philately with particular interest in Southern African territories. When in London, please call in to inspect our stock. We are open Monday - Friday, 9 - 5.

Our webstore now offers 1000s of items of stamps & postal history, immediately available
www.argyll-etkin.com

Our twice-yearly **AUCTION SALES** have proved highly popular with collectors & dealers for both buying & selling. A Specimen catalogue of a recent sale will give details. Finally - having traded in London for nearly 40 years, we are still keen to make outright purchases of suitable material.

17 Waterloo Place (cnr with Pall Mall) London SW1 4AR

Tel: 0207 930 6100 Fax: 0207 930 6109
Email: philatelists@argyll-etkin.com

British Africa

Fine Stamps, Proofs, Varieties & Covers



Try a new source...

www.filat.ch

Filat AG

