
THE SPRINGBOK



Volume 6. No. 1 January/February 1958

" THE SPRINGBOK "

TABLE OF CONTENTS

The Editor's Chair	page	3
London Group Meeting		4
Here and There		4
The 1d Gnu. by R.J. Gilbert		5
Liberty Cavalcade		8
1d Monocoloured Coils - Roll 23 Cy. 24 by R.J. Lawrence		9
"Spots on the 2d unhyphenated Roto" by H.J. Anderson		10
1½d Large Gold Mine, by "Skipper"		12
The Un-issued Scout Stamps of South Africa by R.D. Allen, Scout Master		14
London or Pretoria, by "Quattordici".		16
Picture Page		17/18
Correspondence		19
Membership Information		20
Press Cuttings		20

* * * * *

Hon. Editor

C. E. Sherwood, 105 Marford Crescent, Sale, Cheshire G.B.

* * * * *

All correspondence to be addressed to the Editor, who invites communications but does not accept responsibility for any views so published.

* * * * *

Magazine available by subscription to the Society only

15/- (£2.00) per year.

* * * * *

<u>Chairman:</u> R. D. Allen Snr., 82c Hackford Road, Brixton, London S.W.9.
<u>Committee:</u> F. C. Abell, 246 Stockwell Road, Brixton, London S.W.9.
Edw. Lauder, 1 Cairnshill Road, Bearsden, Glasgow.
W. A. Page, 138 Chastilian Road, Dartford, Kent.

" THE SPRINGBOK "

THE EDITOR'S CHAIR

We are not starting 1958 too auspiciously for you will observe that we have four resignations and not one new member. We do not like to labour the point but at this rate of downward progress there must come a time when the subscription will have to be raised to keep "the flag" flying - do please make an effort to enrol one new member.

On behalf of the Society we offer congratulations to Bill Sheffield on his election to the Office of President of the Philatelic Federation of Southern Africa for 1958, an honour which we all know is well earned. Also we offer congratulations to Dr. T. B. Berry on the award of a Gold Medal for his entry of The First Pictorial Stamps of the Union of South Africa at the Paarl National Philatelic Exhibition. As a number of our members know, Dr. Berry is a real enthusiast and ever willing to share his knowledge and assist wherever possible.

Members are informed that the Society will be displaying at the "STAMPEX 1958" Exhibition in the Central Hall, Westminster, London, during the period March 15th to 22nd in frames numbered 82 and 83.

Members in the habit of attending the London Group Meetings should note that after the February Meeting, any future gatherings will most probably be held elsewhere than at Stockwell Road and should therefore watch for an announcement on this subject.

Our London Exhibition received good publicity in the American paper "Stamps", the African paper "African Stamps" and the Indian "Philatelist International" all of whom reported fully on the subject, and our thanks are extended to the editors of such magazines for their kindness.

Mr. Clements of Port Elizabeth reports a printing of the animal series which seem to be poorly gummed, for his local postmaster tells him that the public keep bringing the stamps back complaining that they will not stick! Whatever next?

We are very much in need of original articles for future issues of the magazines as we have practically nothing on hand, so we hope that we are not appealing in vain.

It is hoped that many members will take advantage of the special opportunity for the binding of volumes of the "S.A.P." and "The Springbok" at very attractive prices for which we have to thank our hard-working Chairman, Mr. R. D. Allen, Snr.

* * * * *

" THE SPRING BOOK "

LONDON GROUP MEETING

The January meeting was attended only by thirteen members who were able to see the efforts of some of their fellow members on the 3d definitive stamp. In particular an almost completely reconstructed sheet of the stamps produced from cylinder 17 was shown. In fact there were only four stamps short, a very fine individual effort by Mr. A. J. Penn whom it is hoped will publish his findings for the benefit of other members.

There was a deal of discussion on the scarce shade of the printing from cylinder 17 and comparisons soon revealed the correct item - a case of once seen never forgotten.

The London members were warned that the February meeting which is to be a joint display of the 4d value, would probably be the last to be held at the present value. Members should now watch for further announcements regarding future meeting places.

* * * * *

HERE AND THERE

Mr. C. Clement, Port Elizabeth, reports that Cape Road Post Office in Port Elizabeth closed down on the 28th November 1957 and re-opened for business on the 29th November in new premises nearby with the new name of Cooper's Kloof Post Office.

From the Publicity Office in Pretoria we learn that the 2d animal stamps printed from cylinder 92 were delivered by the Government Printer to the Post Office Stores Department on the 3rd September, 1957.

The same office advises also that the maps referred to in the "List of Post Offices" have been reprinted recently and are available at the new price of 6/- each plus postage (Ed. note - we estimate the postage at about 3/-d).

Those who subscribe to the "South African Philatelist" will have observed that the Post Office has agreed already to the re-introduction of cylinder numbers on the printings of Union Stamps. As this was announced at Congress during October perhaps it might be expected that the next new printings of the 1d and 2d stamps may have the cylinder numbers thereon.

Again from the "S.A.P." we observe that our member, Mr. A. E. Wilkinson of Eire exhibited by invitation at the Court of Honour in the Paarl Exhibition showing in reconstructed sheet form of used stamps, the flaws of the 2d issue and also a detailed study of the "Eleventh-row or Repetition flaw" which occupies three different sheet positions and also three different positions on the stamp-occurring six times in all on the sheet. Mr. Wilkinson was too modest to mention this to us but we understand the research caused quite a bit of comment at the Exhibition.

* * * * *

" THE SPRINGBOK "

THE 1D. GNU.

by R. J. GILBERT

Having read the article in Vo. 5 No. 1 of the "Springbok" by Mr. Clayton on the 1/2d. Springbok and the Editor requesting articles for publication with very mixed feelings, I submit my notes and views on the 1d. Gnu of the present Animal Series. I may point out that I have been a collector of the stamps of S.A. for less than a year so hope the old hands will bear with me and not pull it apart too badly.

The study of this stamp was made for the following reasons. A few pounds of Killoware produces quite a lot of material to work on. A supply of the 2d. Zebra is just as plentiful but the lack of pairs etc., is a great drawback. Financial outlay for a quantity of material when purchased this way is low with always a chance to pick up some other items for the 25/- per lb. outlay. A personal point of influence was that I much prefer working with the colour of the 1d.

The H/C gives the position of a few of the varieties of this stamp and it is from those given that I have based my Group 'A' stamps on. Only in one or two cases are varieties given with less than three copies of the stamp showing the same flaw. From lack of material only a small portion of the sheet has been built up showing the exact position of stamps having flaws.

A second Group "B" has been made up of stamps bearing flaws, though not as yet positioned are never the less noteworthy and constant.

A third group "C" are those stamps which have minor fly specks etc., on them which again are constant and may help in building up the complete sheet.

Several stamps have two or more flaws present but I have taken only the most outstanding one unless a second is necessary to identify it as distinct from another stamp which has a very similar major flaw.

At a later date, when more material comes to hand I will try to make a further build up of this stamp and pass the information on by means of another article.

GROUP A.

- | | | |
|-------|-----|-------------------------------------|
| No. 1 | 1/2 | Dot below fr of Afrika. |
| No. 2 | 1/3 | Extra stop R. of d of value H/C Va. |
| | 1/4 | No significant flaw. |
| No. 3 | 2/1 | Dot below i of Afrika. |
| No. 4 | 2/2 | Lower left of u of Suid. |
| No. 5 | 3/1 | Below ve of Revenue H/C Vb. |
| | 3/2 | No sig. Flaw. |

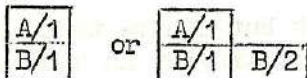
 " THE SPRINGBOK "

- No. 6 4/1 On L margin 4 1/2 mm down
- 4/2 No Sig. Flaw.
- No. 7 5/1 Two dots in front of nose
- No. 8 5/2 At bottom of L of P of Postage
- 5/3 No Sig. Flaw
- No. 9 6/1 L of Centre of I of Inkomste
- No.10 6/2 Below and L of Hyphen
- No.11 6/3 Small below S of South
- 6/4 Outline Beard H/C Vc.
- No.14 8/3 White Dot between 1 of value & R of Rev. & (H/C Vd.)
- 8/4 No Sig. flaw
- No.12 9/3 6 mm up on L margin
- No.13 20/4 Below nu of Revenue
- 20/5 Abv Stamp H/C Vf.
- 20/6 No Sig. Flaw.

Flaws from 1 to 14 above and adjoining stamps are positioned from the varieties listed in the H/C and pairs etc., having stamps with these flaws present.

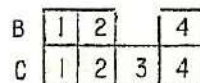
GROUP B.

Stamps in this Group are not positioned on the sheet but to show the connection between stamps bearing flaws Rows will be marked by a Capital letter and stamps by number. Thus A/1 B/1 would show a Vert. Pair also the signs A/1 B/1 B/2 would be a Vert pair plus a stamp to the right of the lower (B/1) stamp in this manner:-

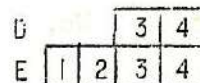


- No.15 A/1 Over d of value
 - No.16 A/2 Over and L of Hyphen
 - No.17 A/3 L of R Horn Nr. Margin
- } Strip of three.

- No.18 B/1 Large dot below S of Suid
- No.19 B/2 Right of e of Revenue
- B/3 I have no stamp in this position
- B/4 No Sig. Flaw
- No.20 C/1 R of e of Inkomste and below R Horn
- C/2 Smudge Below ve of Rev. Not illus.
- C/3 No Sig. Flaw
- No.21 C/4 Btwn fr of Afrika & Below i of Africa



- No.22 D/3 Under S of Suid Higher than flaw 18
- No.23 D/4 Below id of Suid
- E/1 Dot slightly lower than H/C Vb.
- No.24 E/2 Over o of Postgeld
- No.25 E/3 Over L limb of u of South
- No.26 E/4 Over l of Value



" THE SPRINGBOK "

- No.27 F/1 Left of Hyphen
No.28 F/2 Abv. h of South
No.29 F/3 Btwn. ri of Afrika

STRIPS OF THREE

- No.30 Smudge below A of Afrika
No.31 Below S of Suid
No.32 Over g of Postage
No.33 Dot on nose
No.34 Above a of Postage
No.35 Below dot under d of value
No.36 Over k of Imkoste
No.37 Over I " "
" Stamp clear of flaws
Stamp Clear
No.38 Left of lower L leg of A of Afrika
No.39 Below ge of Postage
No.40 In u of South
No.41 Over P of Postage
No.42 L of S of Suid Nr. Margin
No.43 Above A of Afrika
(Not Fly swarm between R. Horn & Margin
(Illus Below i of Afrika Similar to 3 Group A
No.44 Above t of Postage
No.45 Below i of Suid
No.46 Between R Horn & Margin. Near flaw 17

Stamps in the above two groups show the main constant flaws found which can be joined up in strips or larger units by means of these flaws without having adjacent stamps which are free from flaws.

GROUP C.

This Group was to be a list of stamps with constant flaws of a more minor nature but include quite a number of stamps with flaws of a more major kind but through lack of material such as strips or blocks can not as yet be tied in with strips and blocks on hand because of stamps without flaws being adjacent.

- No.47 Below e of Postage
No.48 " o " South on Margin
Over a " Postage above flaw 34
No.49 " o " South
No.50 Spot in front of nose
No.51 Between ui of Suid
No.52 Dot as 31 and Smudge 3 1/2 mm down L Margin
No.53 Over d of Suid

" THE SPRINGBOK "

No.54	Below S of South
No.55	Below d " Suid
No.56	Double dot over ka of Afrika
No.57	Below ut of South
No.58	Above 1d Value
No.59	Below 1d Value
No.60	Between id of Suid

This does not pretend to be a full study of the constant flaws of the 1d. Gnu by any means. In Group 'A' is one block of 16 stamps listed from rows 1 to 6 and two other small groups which are located on the sheet from the flaws listed in the H/C. In Group 'B' the strips could possibly be tied in if I had sufficient vertical pairs or strips to do so. As for the flaws listed in Group 'C' these are all constant flaws but are isolated again by lack of vertical pairs because I have every flaw both as the right and left hand stamp of two horizontal pairs. This of course gives me a strip of three but the two outside stamps are free from flaws so cannot be joined with other horizontal strips.

I feel confident from the number of examples of each flaw I have that they are as constant as those listed in the H/C and also that some of them are just as worthy of catalogue status as some listed therein for this issue of stamps as well as previous ones.

* * * * *

LIBERTY CAVALCADE

Mr. R. D. Allen Snr., draws attention to the "S.A.P." volume 20, page 49 which gives the following information :

"Liberty Cavalcade, Capetown - This great fair, held from 25th March to 1st April 1944 to raise money for the Governor-General's War Fund, has been prolific in commemorative postmarks.

The regular post office provides two, one each in English and Afrikaan. These are 24mm. single, circle marks with "Liberty Cavalcade" and "Vryheids Kavalkade" respectively and the date on two lines in the centre.

The defence force, which put up a truly magnificent display, representative of all sections of its work, had its own P.O. with the postmark number '50' of the standard A.P.O.-U-M.P.K. type.

The Railways and Harbours section had a special P.O. at their convenient rest and writing room in the section dealing with the Game Reserves. This Office had a double circle postmark with the appropriate wording "Sanctuary" above and "Toevlugsoord" below, the date being in one line across the centre.

The Cape Town Philatelic Society staged exhibits of stamps changed daily, which attracted a lot of attention. The conditions under which they exhibited were not satisfactory as regards protection from rain, dust etc., and they are to be congratulated on their public spiritedness in carrying on despite these drawbacks. The Society had special miniature sheets on sale".

" THE SPRINGBOK "

1d Monocoloured Coils - Roll 23 Cyl. No.24

by

R. J. Lawrence

The following notes and sketches are concerned mainly with the gutter marks between horizontal rows 22 and 1 from which any strip of 22 stamps or less number centred around those rows can be given its approximate position on the cylinder.

The methods by which the writer arrived at his own combination would take too long to instance, sufficient to say, that after numerous attempts, no irrefutable conclusions emerged. Six rows or coil strips (including the un-issued row 11) were assured, the pairing of rows 3-4 and 7-8 were as certain but might have been 7-8 and 3-4, leaving rows 2 and 12 to be positioned by guesswork.

At the outset, the writer must acknowledge his debt to Mr. S. J. Hagger of South Africa, initially for his articles (a) S.A.P. November 1951, (b) S.A.P. October 1952, (c) S.A.P. June 1953 which first fostered, then stimulated interest and latterly, when it became necessary to bring the study to a hurried conclusion, for his personal aid and generosity in supplying an authentic checking list (confirming deductions but for rows 2 and 12 being reversed) together with further specimens and a complete set of coil wrappers with pencilled annotations. Rarely seen in Great Britain, the latter provided him with the key to the problem, the pencilled figures proving after persistent probing to be, in one case the number of the row from which the coil came and in the other - the number of the roll from which the continuous run (Please see sketch and reference (b) above in Picture Page.

Cylinder number 24 was the first of the 1d coils prepared from a 264 image, 22 x 12, multipositive and was noteworthy for the dual row of "broken lines" running horizontally across the cylinder between rows 22 and 1. Clearly screened they must have come via the multipositive. The following coil cylinder number 97, prepared from the same m.p. again shows screened lines in the same gutter but of a dis-similar pattern. This once more suggests m.p. responsibility but not from any "design" on the surface. Commenting in reference (b) above, Mr. Hagger's theory for the "lines" is, briefly, "they must be attributed to the carbon tissue sheet picking up the reflection of the edges of the diapositive" ... "that was trimmed too close" .. (to the stamps). No better reason occurs to the writer but any reader wishing to essay an alternative solution may find interest in the short vertical screened lines (very similar to the main subject) in gutter left of stamps 22 and 1, coil 8 and the thinned top frame of stamps 1, coils 1, 4 and 6. (please see sketches).

As a further aid to identification each characteristic gutter mark is accompanied by a sketch showing constant flaws on adjoining stamps. Although mostly minute some are quite collectable varieties and are marked as such.

During the course of my personal studies, positions of Handbook catalogue varieties "Va, Vb and Vc" were ascertained and are included.

 " THE SPRINGBOK "

(Article by R.J. Lawrence, c ntinued)

For some time confusion was caused by the H/C supplement listing of "Va" as row 9/10 until from a complete coil strip this was found erroneous and should read row 10/9.

The "blazing sun" is nomadic so the distinguishing flaws of the lister variety row 2/6 are illustrated instead of the variety.

The "atom bomb" being illustrated in the supplement, is not shown.

* * * * *

SPOTS ON THE 2d UNHYPHENATED ROTO"

by H. J. Anderson

Following publication of my notes in "The Springbok" Vol. 5 No. 3., I had the opportunity of visiting Mr. A. E. Wilkinson in Eire. This esteemed friend has also been doing considerable research in the 2d roto and was able to offer a few amendments to my list. No other reader has disagreed with the various positions given in my notes and so I am hoping that they can be considered correct, subject to the undermentioned alterations and additions.

A	4	3	Please delete the flaw numbers in the list.
E	4	4	" " " " " " " "
E	10	4	" " " " " " " "

New details are provided as under:

A	4	3	Dot outside frameline between left stop and S)	XX	XX	X
			Dot in Top left of K			
			Dot lower inner frameline on right			
			Dot under I scroll			
			Dot in upright of left ornament			
			Dot in shading above right stop	XX		
E	4	4	30 89 Spur on outer line by 207	XX	XX	X
			91		XX	
			218			X
A	7	2	25 32 202	XX	XX	X
			163 216 243 261		XX	

 " THE SPRINGBOK "

(Article by H.J. Anderson, continued)

E	7	3	26 84 183 16 (some copies only) group like 250 positioned above 304 (some only) (Both are 11th line flaws) Dot a bit higher than 265 Dot between last two windows on right	XX XX	XX XX	X X
E	9	1	Spur on left frame near stop) Dot in margin above right stop) 26 218 124 125 261 262 Delete 30 89 91	XX XX	XX XX	X X X
E	10	4	Dot in line over left stop, Dot N.W. corner of left leg of U, Dot under left leg of A in postage } & under left scroll position 4 of 194 Dot on ribbon edge, position dotted line 169 Short stroke in sky under left leg of H Dot between right Chimney and Tower	XX XX	XX XX	X X X
E	12	6	12 53 155 11 116 160a 270 302	XX XX	XX XX	X X
E	14	4	8 60 102 320 141 invisible if properly centred-220 & 247	XX	XX XX XX	X X X X
E	15	3	Dot on left arm of H, Dot over last A) Dot in margin by Right stop)	XX		
A	15	4	Dot in right margin. Dot over building on left Dot over K	XX XX	XX	X X
E	5	1	Insert 36 before 96			
E	12	4	alter 140 to read 240			

NOTE :

Mark A it will be noticed is an eleventh row flaw,
 and others are A 15 170 109 (U for L) and
 169, with their equivalents on other stamps.

" THE SPRINGBOOK "

1½d Large Gold Mine
by
"Skipper".

Recently I saw an envelope bearing a pair of 1½d large Gold Mine used at JIPEX, a horizontal pair. This was in the hands of a dealer and the price was £20. Upon enquiry I was informed that the envelope was priced correctly. Examination as to the reason for the pricing revealed that it was; the right hand stamp was completely void of shading on the mine dump and that the lefthand one of the pair was nearly so, the only shading being between the large chimney and the left of the dump, a very small area. This stamp is catalogued in the Handbook as "4.6Vd mine dump shading missing, 30/- mint and used per pair".

The pricing rather intrigued me, so to the "South African Philatelist" I turned.

S.A.P. Vol. 15, page 80: "Talking of printing varieties of the 1½d, the current number of the "Philatelic Journal of Great Britain" refers to the variety in which the mine dumps were very lightly shaded or completely unshaded. Complete sheets of these were found at the JIPEX P.O. on the day of issue of the stamp and were referred to in our issue of December 1936. No further occurrence of this variety has been noted". (please re-read the last sentence).

S.A.P. Vol. 12, page 181: "The new 1½d appeared on Thursday 12th November 1936 without warning On a number of sheets seen at JIPEX on the day of issue, many of the stamps had the shading of the mine dumps almost or entirely lacking but this has not been noted on sheets since then....."

S.A.P. Vol. 20, page 110: an article by H.E. Bowen: Gives the history of the stamp and refers to the article in Volume 12 and writes: "Mr. W. Redford who, along with a postal official, was in charge of the JIPEX P.O. informs me that only a few of the sheets supplied showed this peculiarity. In the bustle which prevailed no definite check on them was made but his impression is that probably not more than about 25 sheets were so affected.

I have kept one of these sheets intact and it has been represented to me that it would be of interest to put the peculiarities of it on record. I have therefore made the accompanying plan of the sheet, indicating by numbers the degree of shading which is to be seen on the mine dump... On the plan "0" indicates completely absent, while "4" represents that it is fully present ... the other gradings 1-2-3 are admittedly somewhat arbitrary and everyone might not agree to them in detail, but they serve to indicate the amount of shading present. 1 is just a trace; 2 a little; 3 a fair amount but not complete"

 " THE SPRINGBOK "

(Article by 'Skipper' continued).

4	4	4	3	4	4
2	2	2	3	4	4
4	0	1	2	2	3
1	2	1	0	1	3
3	0	2	1	3	3
3	2	2	2	3	3
3	2	2	2	2	3
3	1	1	1	2	3
3	0	1	0	2	2
2	1	1	0	1	3
2	1	1	0	2	2
1	1	0	0	1	2
1	2	0	0	2	3
1	3	0	1	2	2
1	2	3	1	2	3
2	2	2	1	2	3
2	3	2	1	2	3
4	3	2	2	3	4
2	1	1	1	3	3
1	11	2	2	3	

Upon examination of the listing, we see that there are 12 stamps devoid of shading; one block of four and no pairs outside that block. There are three vertical pairs including the block and we can have 12 pairs of stamps comprising one without the shading and one with some but only one complete and without the shade.

Under the circumstances I think we can assume safely that the sheet mentioned is the only sheet intact. No others have written about it and nobody has contradicted the listing and so far as I have been able to ascertain nobody has contradicted it up to the time of writing.

We read of the heavy business done at the Post Office at JIPEX and we can see pictures of the Post Office in operation at that time. Under the circumstances I am assuming that all the approximately 25 sheets excepting the one mentioned above were used with the possible exception of the odd piece or two.

I do not know who is the lucky owner of a block of four but I do know several persons who have pairs but of which only one of the stamps is within the classification of the listed variety that is shading completely missing. All that I know about are used copies. Before we can get a used copy there must be a mint state and so where are the mint copies of this variety? Are all the stamps in fact used as I surmise?

If any person has a pair or larger piece with any of the variety thereon and in mint state will they inform the Editor please for I think the true value of this stamp will need to be altered in the Catalogue Handbook in its next printing or maybe sooner.

Maybe I am spoiling the chances for myself in advocating your search in what I believe to be a scarce stamp, but I shall be hunting dealers' stock books for it myself while this is awaiting publication!

" THE SPRINGBOK "

The Un-issued Scout Stamps of South Africa.

by R. D. Allen, Scout Master.

In the first place I want to make it quite clear that the following is my own opinion and it is not my intention to cause any disquiet to South Africans. If it brings forth contra opinions, so be it. There is plenty of room in 'Springbok' for answers.

"Springbok" October, 1957, Volume 5, number 5, 'The Editor's Chair' prompts me to give an answer to the second paragraph, hence the title to this article.

Most of the London Group know that I am actively engaged in Scouting, this may come as a bit of a shock to others, so my opinion may be worth something if only reading this article, and it may be able to answer questions from fellow collectors as to why South Africa has not issued postage stamps in celebration of the Scouting Jubilee and of Lord Baden Powell's centenary especially when we know of the good work that he did in South Africa.

Everything must be properly introduced and I must introduce the Scout Movement in two vital points, to those who are not conversant with them, or re-visit memories in some cases.

Lord Baden Powell affectionately known throughout the Scouting Movement as "B.P." thought that the ten commandments in the Bible left big gaps in a person's life, so big, that even if one kept them all most faithfully he could still be a "blackguard" to other persons. To fill these gaps he made ten scout laws these briefly are: honour, loyalty, usefulness, friendliness, courtesy, kindness, obedient, cheerful, thrifty and cleanliness.

The fourth scout law is: "A Scout is a friend to all and a brother to every other scout, no matter to what country, class or creed the other may belong". I suggest that you read that through again, so as to get the substance of that correct.

All of these ten laws are acceptable in principle by other Scouting Countries and there are modifications, e.g. where they have a President instead of a reigning monarch. This also applies to the three fold promise which is: On my honour I promise that I will do my best to do my duty to God, and the Queen, To help other people at all times, To obey the scout law".

In this way the Scout Law and Promise are tied together.

These laws and promise apply equally to the Girl Guides of this country and the words "Girl Guide" is used instead of "Scout".

Recently in London I have spoken to South African Scouts, Canadian Scouts and in the dim past to Australian and New Zealand Scouts and I find that they all use the same Scout Promise and Law as we do. In fact the scouting in South Africa is just as it is in this country, the same tests and badges.

To sum this up briefly it is "friends to all".

Where does this effect South Africa and the recent Scout Jubilee celebrated on stamps by a large number of Countries, both inside the Commonwealth and outside it.

" THE SPRINGBOK "

(Article by R.D. Allen continued).

It is simply that Scout Law 4 and apartheid do not go together.

People still appear to be under the impression that Scouting is still world wide, unfortunately it is not so. This belief is because that Russian and Polish stamps show pictures of youths wearing a uniform something similar to that worn by Scouts, these are known as pioneers and it is thought that their aims are something similar to that of Scouts. Scouts were forbidden in Nazi Germany but I do know that all the time that Germany was under the Nazi Regime, there was at least one active Scout Troop in that country and that it paraded weekly and in full uniform.

May I finish on a South African note. Scouting is very strong in that country, I sincerely hope it will flourish and it appears to be doing so by keeping 'class and creed' together and not mixing as we do in this country.

* * * * *

A Note about the Bud on Wreath.

This variety is catalogued as "Vb. Bud on point of left wreath Row 6/10 Plate X" and also as "Vc. Bud on point of leaf, inverted watermark. Row 6/10 Plate 10 or 11". In the supplement it is noted that plate 11 does not necessarily have the watermark inverted and from this it follows that we need some other way of telling which is plate 10 and which plate 11. Of course the general appearance of plate 11 (with its soft grey or bluish centres) will usually settle the point, but there are other differences worth mentioning. In plate 10 the bud is comma shaped, in plate 11 like two short wide brush marks side by side. Moreover on plate 10 there is always a white mark or a defect in the shading lines on the right side, adjacent to the outer and upper leaf of the second bunch of leaves counting upwards.

* * * * *

¹/₂d typo. - A Query.

Mr. James M. Kenneth poses a problem which is causing him some perturbation and perhaps one of our readers may be able to assist him. A block of sixteen stamps from the bottom right hand corner of what he assumes to be the ¹/₂d London printing with right margin perforate through and bottom imperforate (22CB) and stamp row 20/9 has the extended limb to 'A' but 20/11 does NOT have the broken "L" of Posseel as the Handbook states, on the London printing.

In the "Springbok Halfpenny", Dr. Gordon Ward states that the Pretoria printing does have the right margin perforated and bottom imperforate although much less than in the London printing and therefore Mr. Kenneth would like to know if it is possible to have the London printing with flaw on 20/9 and without flaw on 20/11 or must the item be the Pretoria printing (33CB)? The printing has the unbroken jubilee line below row 20/12 and dent in lower part of the jubilee line next row 19/12.

" THE SPRINGBOK "

LONDON or PRETORIA

by "Quattordici"

In a previous issue of The Springbok, we have had a lesson from 'Embryo' in Road Safety, is he now going into fresh fields of Thematics with a collection of Belisha-Beacons - cum - orange - trees? As he says, philatelists have fanciful minds, (eg) the names used to describe some of the Union stamps' flaws - 'calabash', 'albatross speared', 'searchlight beams' etc., How soon will it be before someone records a 'Bleep-bleep' or 'artificial satellite to right of frame' etc.

It may be of some interest to know how the 6d orange tree stamp came into being, having perhaps been born of someone's flight of imagination of nomenclature.

It is easy to assume that it is a copy of the orange tree stamps of the Orange Free State which were printed by Messrs. De La Rue in 1865-7. In the Coat of Arms of the O.F.S. there is a tree, but it is quite different in shape to that on the stamps, and there is no evidence of it bearing oranges.

But we know from official records that the O.F.S. did not ask for an 'orange tree' as such. In the South African Philatelist of September 1950, appears an article by Mr. Pienaar, giving an outline of the correspondence leading up to the ordering of a series of stamps from Messrs. De La Rue. The samples of the first printings were received in 1867, and it was seen that the designs did not conform to that ordered. The trees bore what appeared to be oranges, but why they were there is not known. It could well be that 'artists licence' had crept in, as it has done so often in stamp designs since, and that the engraver added oranges because the stamps were for the Orange Free State !

Coming to its use in Union stamps, the Coat of Arms of the O.F.S. was included in the Union's first Commemorative with that of the other Constituent Provinces.

However, by the early 1920's, when the designs of the 2nd Definitives were being considered, the orange growing industry in South Africa was well established, so that to include an orange tree as symbolic of the country was a natural thing to do, perhaps as natural as including the Springbok's Head and Van Riebeeck's ship. But orange trees were not natives of South Africa; like the jacaranda tree they are an import, in the case of the orange trees, they were imported from St. Helena in 1654.

It is perhaps only proper that the colours of the stamps should be green and yellow - orange, but similar colours were also tried with Plate Proofs of the 1d ship !, before they were first printed in 1926 by Messrs. Waterlow.

Which leads on to another query - why were further Colour Trials of the 6d orange tree stamp necessary when the Government Printer came to print them in 1927? Is it correct, therefore, to show the Plate Proofs and Colour Trials on page 1 of the HB/C under 'Pretoria Pictorials' ?

Numerical preceded by 'R' - probably number of roll and used for checking
 pencilled '5' - coil from vert. row 5.



PINK COIL WRAPPER - actual size.



R.23 Va.
 'cloud' in sunrays(E.)
 Row 10.9 M.



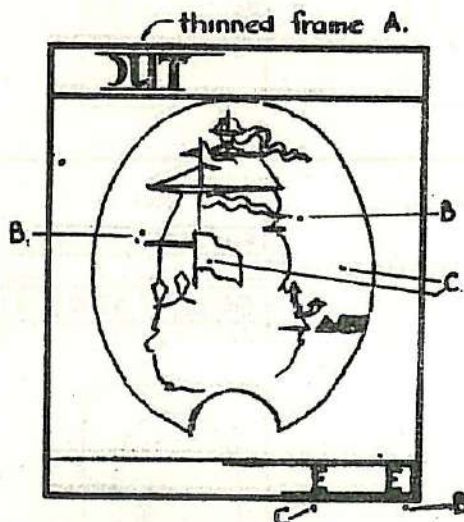
R.23 Vb.
 'birds' R. of pennant(E)
 Row 22.9



R.23 Vc.
 'bent hyphen(A.)
 Row 3.9



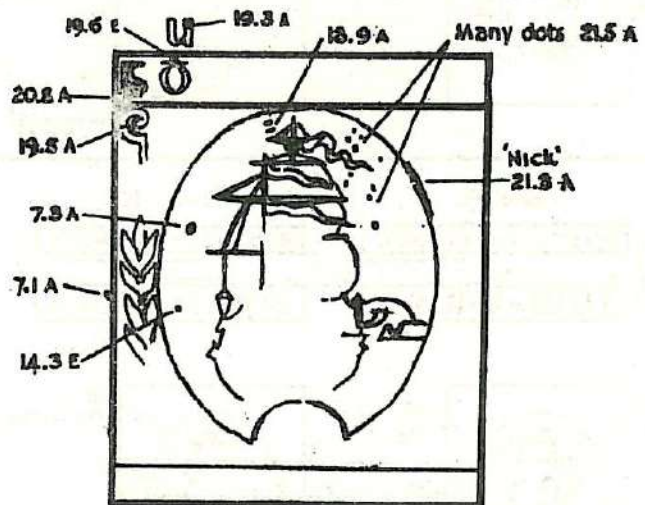
R.23 Vd.
 'cloud' L. of ship (A.)
 Row 16.4 M.



R.23 Ve. "Blazing Sun" Row 2.6

This variety appears in more than one position - check flaws above are for '2.6' & vertically adjoining stamps.

Key:- 'A' - Row 1.6; 'B' - Row 2.6; 'C' - Row 3.6



A few other apparently constant flaws

N.B. -

First number indicates horizontal row.
 Second " " vertical or coil strip.

R.23. 4th MONOCOURED COILS - CYL. NO 24

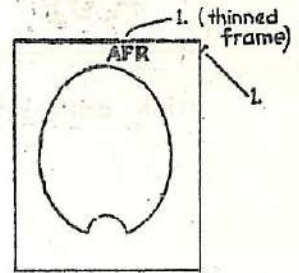
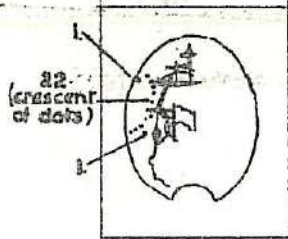
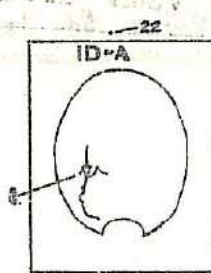
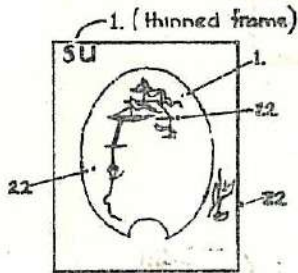

DIAGRAMS ILLUSTRATING "BROKEN LINES" IN GUTTER BETWEEN STAMPS 22 & 1.

Row 1.

Row 2.

Row 3.

Row 4.



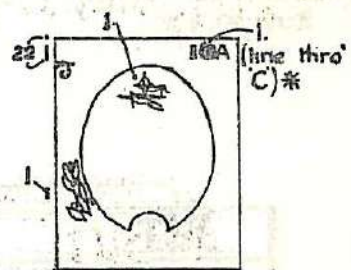
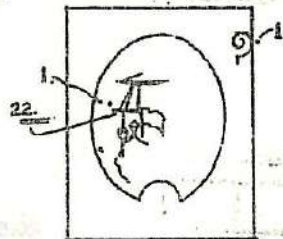
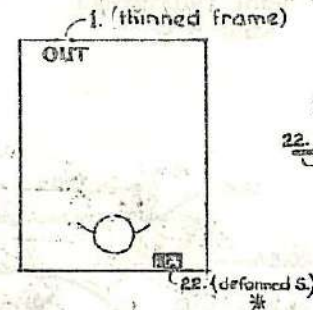
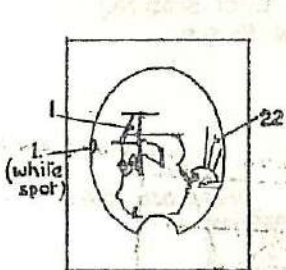
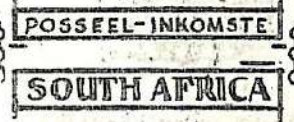
Check flaws on adjacent stamps. Rows 22 and 1. Mostly minute dots.

Row 5.

Row 6.

Row 7.

Row 8.



Row 9.

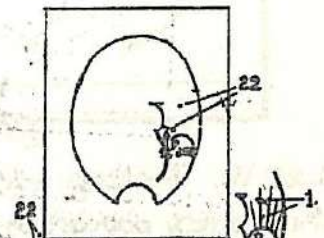
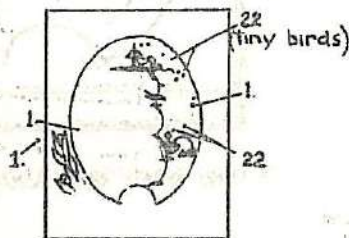
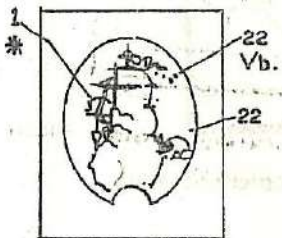
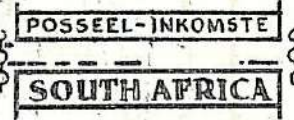
Row 10.

Row 11.

Row 12.



NOT ISSUED



* collectable flaws enlarged

Coil 8 Stamp 22 Deformed 'S'

Coil 8 Stamp 1 Line in 'C'

Coil 9 Stamp 1 Loose rope

" THE SPRINGBOK "

CORRESPONDENCE

Dear Sir,

"Auction Lot 171, South Africa Proof of the 1d ship type in the colour of issue on gummed watermarked paper, single copy". This, in a stamps auction catalogue, prompted me to send for the stamp to examine it.

It belonged to Group 7, plate 25, et seq., 45D et seq. You may recall that this was the final reduction of size of stamp from 18mm x 22mm. to 17 mm to 21½ mm. making the margins between stamps 3 mm wide.

With this point in mind I examined the stamp, a single Suid Afrika. The left hand margin was ½ mm and the right was 1 mm, total 1½ mm half of the usual margin. Under a powerful glass I saw two small indentations on the lower left side which appeared to me to be the remains of some perforation holes. The colour was of the type of stamps and the watermark was in order, the gum was not like those that I have in my collection but we do know that more than one type of gum has been used.

I did not put in a bid for the stamp and informed the auction concerned that in my opinion it was a fake due to the smallness of the margins and what appeared to me to be the remains of two Perforation holes.

To date I have not heard from the auctioneer on this point.

London.

R. D. Allen Snr.

* * * * *

Dear Sir,

With reference to constant plate flaws and varieties part 5 and in particular to item 4 ½d No.22Vb broken "L" of Posseel, at the risk of leading with my chin I wonder just how constant is this and similar types of variety.

There are numerous other part missing letters and coloured flaws on the Union letterpress printed stamps listed in the Handbook such as SOUTH error (½d) missing L of ½ (½d) etc.

I always thought that the only plate flaws of philatelic interest appearing on letterpress printed stamps of this vintage were white ones, apart from deformed lines and darker patches in lined backgrounds denoting repairs. An interesting comparison can be made with GB.K.E.VII varieties by the same printers (De La Rue) in Gibbons Stamp Monthly February 1954, April 1955 and July 1957.

I suspect that the coloured flaws mentioned above are merely caused by pieces of foreign matter or dirt on the plate and promptly disappear when it was given a good wash. Surely if this is the case they are not worthy of catalogue status and not in the same category as 33Vc (damage) or 22Vd (repair) respectively? What do you think?
Peterborough.

K. H. Giles.

" THE SPRINGBOK "

MEMBERSHIP INFORMATION

Changes of Address:

169. R. B. Keusch, P.O. Box 21, Groesbeck Station, Cincinnati-39, Ohio, U.S.A.
206. J. Joseph, 804 Union Centre, 31 Pritchard St. Johannesburg, South Africa.
325. Morgan H. Godwin, 224 West 49th St. New York 19, N.Y., U.S.A.

Resignations:

123. Mrs. F. Baird, Seaford.
137. E. Breach-Smith, Barnstaple.
328. A. Gazel, France.
231. D. E. Golding, Yeovil.

* * * * *

PRESS CUTTINGS

"The Aero Field" December 1957. "The Airposts of South Africa" concluded. Two flights in 1953, twelve flights in 1954, eight flights in 1955 and two flights in 1956. N.B. It is pointed out that it is now over 5 years since Qantas (the Australian company) commenced their regular fortnightly service over the same route and they experimented as long ago as 1948, - this remark being in relation to the inauguration of the South African Airways service Jo'burg to Australia via the Mauritius and Cocos.

"The Strand Stamp Journal" December 1957. "A Cracked Plate" variety is discussed by Gordon Ward in particular relation to plate 14 prompted by an article by J.J. Keenan in "Springbok" March/April 1954.

"Stamp Collecting" January 3rd 1958. "Cylinder-set II, the "Ship" Penny of South Africa by Gordon Ward M.D. Discusses in particular plate II accompanied by a composite drawing of flaws mentioned in the text.

"Stamp Collecting" January 10th 1958. Philately of "The Union" by "Warthog" makes a reference to shade variety of the 1953 1/3d and the 6d Centenary of Pretoria 1955, commemorative cancellations and revenue stamps postally used.

PAARL EXHIBITION

It should be placed on record that the remarkable Postal History Exhibit which excited so much comment in South Africa was jointly contributed by Messrs. F.C. Abell, R.D. Allen Snr., R.J. Archer, A.J. Brown, E.G. Kinscy, E. Lauder, W.A. Page, H.A. Stewart, and Dr. Gordon Ward.

-----ooOoo-----