
THE SPRINGBOK



Volume 7 No. 5 September/October 1959

" THE SPRINGBOK "

THE EDITOR'S CHAIR

By the time you are reading these notes we shall have held our Annual Exhibition in London once again and we are hoping that we shall have met a record number of our members and added yet more faces to our memory gallery.

In connection with the Exchange Packets we must make it clear that these should be sent by ordinary parcel post, not registered and at the same time a Certificate of Posting, which does not cost anything must be obtained. This certificate should be completed with the name and address of the member to whom it is sent. It is most important, too, that this certificate should be sent immediately to the Secretary in order that the insurance terms are fulfilled. If members do not carry out this procedure, they will be held responsible for the packet should it get lost in the post. Without this Certificate the insurance company will refuse any claim so PLEASE do co-operate.

We draw your attention to the letter received from the Publicity Officer in Pretoria anent our ruminations on the subject of future issues. Remembering all the speculations which went on prior to the issue of the animal series there will still be a lot of guessing which is all part of the fun of anticipation.

A letter received from Mr J. B. Levy amused us the other day. Writing about the 3d Academy stamp, he commented that at about the same time as the issue a spate of chain-letter writing took the country by storm resulting in this particular value being sold out within the period of three months usually allowed for the sale of the commemorative issues. This selling out is, we think, rather unusual and whilst it will not make the stamp a valuable one it should mean a modest appreciation in the future, unlike say the Royal Visit stamps which are still being hawked about by all and sundry.

Finally, to fill this last remaining space, it is a very long time since anyone wrote to us making any suggestions or proposals for our future issues. Are we to assume that you are all perfectly satisfied? We are too modest to think we have "satisfied all of the people all of the time" but it would almost seem so!

Members are requested not to include stamps other than Union of S. A. in the sheets for the Exchange Packet, otherwise the thing gets out of hand and instead of Union philately we find the southern half of Africa appearing therein.

 " THE SPRINGBOK "

3d PLATE V

Final printing with RED serial numbers

by CAECULUS

Old age, failing eyesight and a general taedium vitae will shortly compel old Caec. to give up his hobby, but, before retiring to the chimney corner for keeps, he has a few problems to bequeath to students of South African stamps.

According to the data supplied by the postal authorities, the following table shows the quantity of stamps printed from cylinders Interior 55 and Exterior 30.

<u>Job No.</u>	<u>S.A.P.</u>	<u>DELIVERED ON</u>	<u>No. of SHEETS</u>	<u>GRAND TOTALS</u>
-	Sept/40	8.2.40	63,000	
8698	Aug/42	12.2.42	30,700	= 93,700
8107	Nov/47	15.7.47	48,140	
2062	March/48	Jan/Feb.48	60,000	
"	June/48	11.5.48	13,000	
"	June/49	2.12.48	35,606	
8058	July/49	1.3.49	122,500	= 231,106

The early printings, 93,700 sheets, have black serial numbers - the post war printings have red serial numbers.

PROBLEM No. 1. COLOUR:

Two colour varieties are listed in the H.B.C. in which the frame differs in shade from the vignette - 48c violet blue and ultramarine; 48d Light ultramarine and blue. The writer confesses that he cannot cope with colours; but why should the printer make two ink mixtures for a monocoloured stamp which, according to the UPU convention, is supposed to be of a uniform blue colour?

It is now several years since Mr W. M. Sheffield informed me that on the final printing the frames on the top three rows were much deeper in colour than the vignette. I was also indebted to him for blocks illustrating this extremely interesting phenomenon. Possibly 48d refers to these three rows, and 48c to the rest of the sheet. I would, however, suggest that there is no difference in shade, but only in intensity of colour due to a deeper etch.

PROBLEM No. 2 is to ascertain the cause of these deeply coloured frames. And don't say "faulty roller pressure" with an airy wave of the hand. If it could be shown that a new frame cylinder which was not reported came into use in 1947, then the answer would be easy - the top three rows got an extra dose of acid. But I can find no evidence to support this theory, in fact, the presence of identical arrows on all printings proves the contrary.

" THE SPRINGBOK "

PROBLEM 3: (if it is a problem) it would appear that on some stamps of the 1947 printing wear had developed to the bars on either side of the words Posseel and Postage. At least eight stamps were retouched. See sketches and description. Or has anyone another explanation for these flaws which are constant throughout all the post war printings? Admittedly some of them do not look as if they had been made with an etching tool. They do look like the retouching done to a multipositive plate - (the unrecorded frame cylinder again?) - but we know this cannot be.

SOME RANDOM JOTTINGS

- (a) The flaw of 19x1, curved line left hand fringe of tree is present on these stamps and proves that interior cylinders 55 and 44A emanate from the same multipositive.
- (b) It is difficult to distinguish frame and cylinder flaws since both frame and cylinder are the same colour.
- (c) The earliest date seen on the stamps with deep frames is July 1948. It seems practically certain that all the post war printings were similar.
- (d) Other stamps showing signs of weakness or wear 6/4, 7/3, 8/2, 3, 4, 9/2, 3, 10/2, 3, 4, 12/2, 3, 15/1.

3d PLATE V

Description of Retouches

to final printing with red sheet numbers (1947/49)

The lines of shading are numbered 1 to 5 from top to bottom.

- 1 x 2 Under UT and under right stop.
- 1 x 3 Strong to lines 1, 2, 3, on left
Spots of colour on lines 1, 2, 3, 4, on right.
- 1 x 4 Line 4 right and under stop
Under 3d. left (?) -
Under letters I.C.A.
- 1 x 5 Under 3 on right
- 2 x 1 Under 3 on right
- 2 x 2 Under 3 on left
Lines 2, 3, 4 on right (?)
Under letter D.A.F.R.I.
- 2 x 3 Lines 4 and 5 on right adjoining 3

=====

" THE SPRINGBOK "

=====

- 2 x 4 Lines 2, 3, 4, on left strengthened close to stop
 Line 4 tilts to meet P
 Lines 4 and 5 on right -
 Line 3 strengthened close to L.
- 3 x 3 Slight to line 4 on right
- 3 x 4 Strong to line 4 on right
 Under T.H.A.F. and R.

Flaws of 3d. Plate V

Rows 1 to 4

		<u>Page 1</u>
1 x 1	Minute dot in bulge of D and in stop on right Minute dot bottom margin near S E corner Dot on top of R loop of O Stroke thro' lower loop of S of SUID	A B W X W X W X W X
1 x 2	Flaw in R leg of A of Postage Tiny dot bottom margin near S.W. corner Two minute dots top margin $3\frac{1}{2}$ mm from N.E. corner	- X W X W X
1 x 3	Sloping stroke in lower loop of S of SUID Dot directly under S of SUID Dot top margin $1\frac{1}{2}$ mm from N.W. corner & imm. up DB scratch through K Traces of arrow N.E. corner Pimple on top edge scroll over left D	X X W X W X - x ? ? X X
1 x 4	Dot on inside bottom frame L of D Traces of arrow N.W. corner Minute dot at S.W. corner left	W X ? ? V. W X
1 x 5	Two dots under R leg of R Dash in L panel of 5th line shading up Tiny dot in N.E. corner of sky	X X X X W X
1 x 6	Two dots in sky near left frame Scratch in sky under the dots Two scratches under lowest branch of tree- Dot in bottom margin under R. stop Two dots bottom margin 6mm. from S.E. corner	X X W X - X W X W. X
2 x 1	Dot over G Dot L margin about 11 mm. up and 1mm. out Scratch between A.F.	X X X X - X
2 x 2	Dot top white line central Tiny dot between U and I D.B. scratch through S of SUID	X X W X - X

 " THE SPRINGBOK "

2 x 3	"Strings" in sky top	- X
	D.B. scratch touching front of C	- X
	Stroke in margin under E	- X
2 x 4	Tiny dots in bottom margin under PO, S and L	W X
	Dot in upper central left scroll	X X
	Dot in top loop of right hand 3	X X
2 x 5	Dot in top margin $7\frac{3}{4}$ mm. from N.W. corner	X X
	Dot on inside of top inner frame 3mm. from N.W. corner	X X
	Two tiny dots in sky top near tree	X X
2 x 6	Tiny dot top margin $6\frac{1}{2}$ mm. from N.W. corner imm. up	X X
	Dot in top white line $10\frac{1}{4}$ mm. from N.E. corner	X dx
3 x 1	Faint blob L. margin opp. top of 3	X X
	Tiny dot in top loop of 2nd. S of Posseel	W X
3 x 2	Faint flaw in L panel 4 mm. up	X X
	Faint & minute dot bottom margin under left stop	X X
	Sloping scratch down from R leg final A	- X
3 x 3	Two faint blobs in top R panel and one at bottom	X X
3 x 4	Dot in L margin opp. top trees	W X
	Minute dot top margin near N.E. corner 1 mm. up	W X
3 x 5	Dot almost touching top inner frame over L leg of U	X X
	Minute dot in label after last A of AFRICA at top	X X


3d Plate V

Page 2

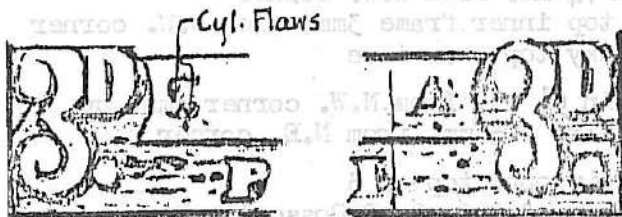
3 x 6	Faint dot 1 mm. diagonally from N.W. corner	A. B
	Minute dot in L margin opp. bottom line of panel shading	W X
	Dot under T of Postage	W X
4 x 1	Spot top margin $1\frac{3}{4}$ mm. from N.W. corner	W X
	Spot in 9th line shading up R. panel	X
	Pimple on outside bottom frame under E	X X
	Tiny dot over and between RI of AFRICA	X X
4 x 2	Dot in bottom of left 3	X X
	Dot on 7th line shading down left panel	X W
4 x 3	Minute dot R margin opp. 3rd line up panel shading	v.x.x
	Faint dot under right 3	vw.x
4 x 4	Faint blob touching inner frame L $3\frac{1}{2}$ mm. below frame	W X
	Tiny dot in top loop of left 3	X X
4 x 5	Pimple on inside of frame under E	X X
	Minute dots in margin under G & E.	VW. X
	Dot on centre line of shading in front of P (Halfway to stop)	X W
	Scratch in L. margin opp. top of 3	w/a X
	Tiny dot R. margin near N.E. corner	X X
4 x 6	Beginning of V. sign between E and L	X X
	Dots R. margin 4 up and 8 down	X X

A = printings with black sheet numbers


B = final printing of 1949 with red sheet numbers



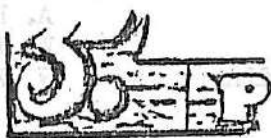
NORMAL



Row 1x3



Cyl. Flaw 2x4 Cyl. Flaw




2x2
and under D, A, F, R & I -
slight on right



1x4
and under I, C, & A and
on left under 3



2x1



2x3



3x4
and under letters

PLATE V - RETOUCHES

Scale: - 4 times natural -

" THE SPRINGBOK "

IDENTIFYING BLOCKS FROM
TYPOGRAPHED SHEETS

There were three different typographed issues which appeared in sheet form. They are commonly known as Plates I, II and III. There was also a booklet issue but with that we are not at the moment concerned. Most collectors have at least one block of these Plates but it is seldom possible to assign it to its proper plate. Hence the following key, in which the word "line" means Jubilee line and Roman capitals indicate the plates.

TOP LEFT CORNER.

- I. Upper black line irregular commencing 8 mm. from the right. The POSTAGE flaw is sometimes present.
- II. A detached red cap over the upper end of lateral red line.
- III. Lateral black line has irregular break through it.

TOP CENTRE BLOCK.

- I, II and III. The differences are set out in the Handbook.

TOP RIGHT CORNER.

- I. A black dot to left of top of mast on row 1/12 not always present. Red line opposite row 2/12 has a dent 13-15 mm. up.
- II. On top of black line opposite row 2/12 there is usually a square black flaw often looking like a prolongation of the line. The red line opposite row 2/12 has a dent 13-15 mm. up from lower end. The black sail flaw may be present.
- III. Outer side of lateral black line opposite row 1/12 is finely serrated. There is often a white flaw over the lower part of the top left cluster of leaves. The serrations and a similar flaw may also be seen on III, row 16/12 but here the flaw covers the upper part of the leaves.

LEFT ARROW, UPPER HALF.

- I. Thin Jubilee lines (as usual on I). The top of the lateral red line opposite row 10/1 bends outwards slightly.
- II. The lower part of the same red line bends slightly outwards and is somewhat thickened.
- III. Not seen.

LEFT ARROW, LOWER HALF.

- I. Notch 11-12 mm. up on outer side red line.
- II. Upper half of black line opposite 11/1 is patchy and irregular, resembling a dry print.
- III. White flaws in same block line 5 $\frac{1}{2}$ mm and 8 mm from bottom. Often joined together. Red line similarly irregular.

" THE SPRINGBOK "

RIGHT ARROW, UPPER HALF

- I. Only one sample seen. Top of red line irregular but ? constant.
- II. Not seen.
- III. Centre of red line notched and irregular on both sides.

RIGHT ARROW, LOWER HALF.

- I. Upper part of red line plainly thicker than lower with slight bend at centre.
- II. Dent both sides of red line, 11 mm up.
- III. Break in red line 11 - 12 $\frac{1}{2}$ mm up. Often has white flaw in lower part of big sail and in rigging below it.

BOTTOM LEFT CORNER.

- I. Various black marks in lower gutter between 20/1 and 20/2. There is often a large dent at left end of lower black line
- II. Dent in outer side of lateral red line 6 $\frac{1}{2}$ - 9 mm up.
- III. Not seen

BOTTOM CENTRE BLOCK.

I, II and III. The differences are set out in the Handbook.

BOTTOM RIGHT CORNER.

I, II and III. The differences are set out in the Handbook.

If anyone can lend me the blocks which I have not seen, his name shall be added to the list of 22 collectors who have helped me, and whose names I intend to publish in due course. My address is 7 Pembroke Road, Sevenoaks, Kent. and my name

GORDON WARD.

We cannot ever recall having read an article about the Huguenot issue but surely if they were a special commemorative set there must be some story behind the people who inspired the issue?

" THE SPRINGBOK "

FDC's of South Africa's First Stamps

by

Stephen G. Rich

The following article is reproduced from "Stamps" published in the U.S.A. and dated July 11th., 1959, with due acknowledgment to the Editor. Recording the American point of view we feel it will be of great interest to all our readers, and in "Stamps" the Editor notes that the article was prepared by Mr Rich for the American First Day Cover Society shortly before his death last August.

"Back in 1910, when the Union of South Africa was formed, this Free Kingdom celebrated the opening of its Parliament, on November 4, with a large blue 2½d stamp, "Union Number One" as it is always called among those collecting this country.

For a long time Union Number One was not recorded on a first day cover, though numerous loose singles and blocks showing first day use were known. It took five years of writing and advertising in the early 1930's to turn up the first recorded first day cover, cancelled November 4, 1910 at Malverne, Natal and addressed to a local man - strictly a philatelic souvenir of that date. Like all Union Number Ones covers which have since turned up, this is without any cachet or special imprint - just a cover 4 x 5 inches, with one copy of the stamp cancelled (tied) and the address.

Within three years, another showed up. It has an L-shaped strip of three of Union Number One, paying postage and registration on a letter from Johannesburg to Panama via the United States. The postmark dating is clear. This is evidently strictly a business letter, though perhaps from one stamp dealer to another or to a customer. It is the choicest of those yet discovered.

In 1954, a third first day cover turned up, from Wellington, Cape to this country, with the single stamp paying the international rate.

These three seem to be the only first day covers of Union Number One thus far recorded. It is my judgment that probably another five or six are scattered here and there among collections in South Africa or maybe one or two more in collections of that country in England.

The highest recorded price paid for a Union Number One first day cover is \$3.75, paid for the L-shaped strip cover from Johannesburg.

In contrast to this is the situation on the 1913 King's Head issue, of which most values went into service September 1, 1913. First day covers of these have not been seen by any collectors in this country but are reported in South-African hands. In more than thirty-five years of collecting that country, I

" THE SPRINGBOK "

have not even seen one first day postmarked copy off paper, let alone any cover. Second day, September 2, 1913, is not difficult and from many offices on the $\frac{1}{2}$ d and 1d.

First day of the £1 value is not known as we do not have any exact record of its issue date - nothing more than July 1916.

The added values, $1\frac{1}{2}$ d of August 23, 1920 and $1/3$ d of October 1st., 1920 are known with first day postmarking but no covers have been reported.

The 3d colour change to blue October 4 1922 is known on first day cover on an ordinary number six business envelope.

First day covers of the coils of this issue do not seem to be known. The dates would be February 13 1914, for the $\frac{1}{2}$ d and 1d coils; November 15, 1920 for the $1\frac{1}{2}$ d coil; October 7, 1921 for the 2d coils. I have not even seen loose copies used on these dates."

(Ed.'s note: It would be interesting to see how right was Mr Rich in his remarks on the K.G.V. definitive series as we have ventilated the first day postmarking of the large original $2\frac{1}{2}$ d value. Have you any to tell us about?)

Mr Sylvester L. Crozet writes again from Germiston to advise three more new post offices opened recently as
Mnato in Natal; Ngula in Natal; Rockdale in Natal.

The date 30.4.1921 - the paper "Stamp Collectors' Fortnightly", the news "Destructions of Stamps - 17,207,824 obsolete postage stamps (a small percentage of which were damaged) including 1233536 sheets of 120 stamps of the first $2\frac{1}{2}$ d commemorative with a total face value of £182,204 were destroyed."

The date February 1907 - the paper "Philatelic Record", the news "The Editor of Ewen's Weekly Stamp News was defendant in an action against him regarding alleged libel about Transvaal stamps overprinted C.S.A.R. which were said to be forged. The defendant was found not guilty as the jury considered the particular stamps concerned in the action were forged."

3d Academy Variety

Reprinted from Gibbons Stamp Monthly dated August 1959 with due acknowledgment.

This item appears under the heading "Through the Magnifying Glass " conducted by C. P. Rang.

"I am publishing this variety not because it is important but because it is so easily noticed and recurs so many times in the sheet that almost everybody will find it and write to me about it. But in spite of being common it is in fact quite interesting.

Several collectors already have observed that most specimens of the latest commemorative from South Africa (SG.169) show a pair of diagonal lines in the cogwheel in the lower part of the shield whereas in others only one of these lines appears, sometimes the upper and sometimes the lower.

Examination of complete sheets revealed that these variations are scattered but that all sheets are alike. In other words the absence of one of these lines is not due to faulty inking: it is a feature of the printing cylinder. It was found that in any sheet of 120 stamps, 73 were normal, i.e. with two lines and 47 had one line completely missing.

It will, therefore, be obvious that the variety is almost as common as the normal and is not worth pursuing on account of scarcity alone but it is of some interest as a subject of investigation. The clue to its cause comes by making a diagram of a sheet and marking on it the positions of the two types of variety, i.e. missing upper and lower line. These will be found to occur in a pattern which almost certainly indicates that their absence was due to interference from the photogravure screen, when preparing the printing cylinder. As the direction and spacing of our pair of lines nearly coincides with the direction and spacing of the diagonal photogravure screen, the result was that every so many stamps the screen blocked out one of the lines. Positions exist in the sheet where a normal and the two types of variety can all be found together in a block of four."

" THE SPRINGBOK "

FOR THE RECORD

1d series.
June 1959.

Reprinting of cylinder 97 with sheet numbers appearing in the left margin instead of the right.

We have news of a reprinting of the 1/3d value also with sheet numbers in the left margin and a new shade black-brown and blue-green but we do not know as yet whether it involves new cylinders.

LONDON GROUP MEETINGS

October 20th: A Quiz with Mr R. D. Allen, Snr., as Quiz Master.

November 17th: Sidelines being Displayed by Members held at the "George" Public House restaurant rooms in the Strand, London opposite the Law Courts at 6.30 p.m. for 7 p.m. Any member of the Society is sure of a friendly welcome from the Group at all times so do drop in if the opportunity presents itself.

W A N T E D

We are still looking for the regular correspondent resident in South Africa.

We are still waiting for somebody to offer us any of the items listed in the last issue.

We are still in need of articles and material for the magazine.

We are still wanting more and more new members - the numbers seem to be dropping each month so do persuade that friend of yours to join.

We are still wanting to acquire 1d rotogravure "D" control blocks without broken mast and showing sheet numbers "0000" and "9999". We have the two blocks with broken mast and would be delighted to match them up. Even if you will not be parted from them we would very much like to know if they still exist. And can any reader quote similar sheet numbers for the other 1d rotogravure controls?

=====

" THE SPRINGBOK "

=====

INFORMATION DESK

Following on the short note headed "Merry Month of Mei" in our last issue, Mr J. M. Weinstein writes from Pretoria to give a listing of the Afrikaans names for the months of the year as follows-

January	<u>Januarie</u>
February	<u>Februarie</u>
March	<u>Maart</u>
April	<u>April</u>
May	<u>Mei</u>
June	<u>Junie</u>
July	<u>Julie</u>
August	<u>Augustus</u>
September	<u>September</u>
October	<u>Oktober</u>
November	<u>November</u>
December	<u>Desember</u>

Mr Weinstein makes the point that most of the abbreviations used on the cancellers have bilingual significance such as

JAN: FEB: APR: JUN: JUL: AUG: SEPT: NOV: DE.

and note the last month is NOT "Dec" which is the English abbreviation only.

This raises an interesting little sideline for the postal history student - may we hear from any collector completing the round dozen postmarks in Afrikaans?

Anent the note enquiring "Does One Swallow make a Summer?" we heard from only one reader with information on the subject, Mr A. E. Wilkinson, who says he has three similar copies. Commenting on this item he points out that the stamp shows a blurring of the frame even more pronounced on his stamps and his "guess" is that the original damage was done to the gelatine on the carbon strip by such as the printer's thumb and that the damage was so obvious as to require retouching.

As regards the row and number, our good friend works out that the item is definitely vertical row 8 as proved by guillotined perforations on bottom and right of stamp.

Also it must be from an even numbered lower row of the booklet panes - i.e. 2 x 8, 4 x 8, etc.

" THE SPRINGBOK "

The absence of multi flaws proves that it is NOT either 4 x 8, 12 x 8, 14 x 8, 16 x 8 and Hylton Sydow's sketches in articles on this printing would seem to show that it is not 6 x 8 nor 8 x 8 which then reduces the possibility to either 2 x 8, 10 x 8 or 20 x 8 which is where we came in on the original article in the last issue. In all this, by the way, we should have made the point that it is a $\frac{1}{2}$ d value stamp we are discussing - sorry we missed it out in the last issue but presumably anyone who had the variety would know to what we referred.

How many times does opportunity knock? Some years ago now, we were offered a complete sheet of this B8 - $\frac{1}{2}$ d booklet printing at what then seemed much too high a price and we turned it down. Would we had it now, whether it came over the counter of the post office or the back door!

Correction: In the last issue we referred to a 2d Academy stamp this, of course, should have been 3d. Thanks to the readers drawing attention to this slip.

Adjustment Lines. Nobody has come along with any further examples following the article on this subject in the last issue so we would add that these lines are to be found on the margin of the $\frac{1}{2}$ d SG.54a stamp as a short green line between the added row 22 and the normal row 1.

Similarly we can comment the current animal stamp printed for coils shows a red line in the right margin between row 22 and normal row 1.

Binding. It is not our habit to advertise in this magazine, which we think is a fact appreciated by our readers, but please excuse us for recommending Press Binders Ltd., 4/4a Iliffe Yard, Crampton Street, London, S.E.17 to your notice for this service. They are being kind enough to bind up just one volume of our magazine for Exhibition purposes so the least we can do is draw attention to the fact.

Is it constant? We have a block of what we think is the $\frac{1}{2}$ d rotogravure plate IIIa printing showing the snail variety on row 1/12 and line through vertical frame line row 3/12. On row 2/12 the springbok has a broken horn - is this constant and if so why is it not in the catalogue with the other varieties?

" THE SPRINGBOK "

CORRESPONDENCE

Dear Sir,

After reading Mr L. C. Harman's list of plating flaws for the small 2d plate 9, cylinders 6927/50 in the July/August issue of our magazine I should like to ask how constant is the "smoking chimney" flaw on row 2/20?

I possess a pair and a corner block from this position. In each case stamp 2/19 shows a "pimple" on the outside of the right hand vertical frame line 2 mm. from the top and stamp 2/20 has a minute plum coloured dot above and to the left of the suspect chimney but only one of my items has a smoking chimney. When was the fire started?

Beaconsfield.

E. F. TAYLOR.

Dear Sir,

The question raised in volume 7 number 4 concerning prices of S.A. stamps can, as usual, be answered yes and no. Invariably with S.A. stamps something particular is controlling a transaction and a bargain only remains a bargain if it is wanted.

The method of collecting S.A. stamps in horizontal pairs caused the average dealer to shun that country and consequently S.A. became a specialist country lending itself to high prices.

Few dealers use the handbook and, therefore, Gibbons form their guide and if one knows the particular item on offer one can get a bargain or the reverse. The handbook prices are a better guide.

Gibbons prices for the London pictorials perf.14. (actual $13\frac{3}{4}$) are miles too high but would be realistic for perforation $14 \times 13\frac{1}{2}$, and in many issues the earlier printings can be obtained at a discount while later ones are at a premium.

Lenzie.

H. J. ANDERSON.

Dear Sir,

Those of us who include "covers" in our collections are sometimes fortunate to come across one which is curious for one reason or another. I have such a cover before me as I write.

" THE SPRINGBOK "

It is addressed to Mbabane, Swaziland and bears an unhyphenated $\frac{1}{2}$ d springbok of four I which has been machine cancelled at Johannesburg on 26th January 1933. As the cover was insufficiently paid it also has a "Tax" stamp with the letter "T" in the centre of a circle which is broken at the bottom where the roman numerals "LXV" re inserted. In addition it has a manuscript 3d in blue crayon or pencil.

So far all is quite understandable. However, the 3d postage due was collected by means of a 2d Union of South Africa postage due stamps (SG.D19) and a 1d Swaziland postage due stamp (SG.D1). This is the first and only example I have ever seen of a "combination" postage due franking. I must add that there is a suspicion of "cancelled by complaisance" about the cover but otherwise it is quite in order as Union stamps were valid within Swaziland up until 31st January 1933.

I should certainly like to learn of other examples and further information about such a franking would be appreciated.

Bearsden.

Edw. Lauder.

Dear Sir,

I wish to draw your attention to the incorrectness of the information contained in paragraph one of page 63 of the July/August 1959 issue of "The Springbok".

I am not aware of the source of your information but in order to save many of your readers fruitless expenditure on enquiries I would be glad if you would publish a correction paragraph in your next issue. The facts are:

- (1) There is no special series of stamps to be released in 1960, only certain commemorative denominations. The details have not yet been decided but will be sent to you in the usual way by air mail in a philatelic bulletin.
- (2) The issue of a new definitive series consequent upon the introduction of the decimal system in 1961, is, of course, most likely, but the matter has not yet even been discussed by the Post Office authorities and the reference to "flowers" is, therefore, without foundation.

PRETORIA.

Publicity Officer.

" THE SPRINGBOK "

Dear Sir,

I refer to the recent correspondence between Mr Brown and Mr Robertson on the subject of special war time postmarks used at the various Fairs held in aid of the Governor-General's National War Fund.

Personally I have always accepted Dr. Harvey Pirie's listing as being correct although except in those cases where the postmark shows this, the covers in my own collection do not give any indication of the place of posting.

One interesting point, however, in connection with illustration No. 1 "LIBERTY CAVALCADE J'BURG". In my own example it is quite clearly shown as "LIBERTY CAVALCADE JH'BU JH'BURG".



It would appear that the eminent doctor has omitted to list one other example. I have a cover with the word "CAVALCADE" and the date '13th September 1944' below (See illustration). The letter is addressed to Pietermaritzburg and I would not be surprised if the mark was used at a Fair held in that city.

I have no proof of this however, and would be pleased to have further information.

Members who collect those special postmarks should not overlook the Army Post Office mark (A.P.O. - U - M.P.K.No.50A) which was a mobile mark used at Defence Force demonstrations, exercises and exhibitions to raise funds for war time purposes.

So far as I am aware the four marks listed in earlier correspondence together with the two mentioned above are all that were used during this interesting period of South African postal history.

Glasgow.

Edw. Lauder.

Dear Sir,

May I make a most urgent appeal to your readers for sight of or copies of marks of the Mobile Post Offices of South Africa?

True tracings, if possible, on transparent paper, would be most acceptable for comparison purposes. Any postage incurred gladly refunded.

R. D. ALLEN, Snr.,
82 c Hackford Road,
Brixton, London, S.W.9.

=====

" THE SPRINGBOK "

=====

MEMBERSHIP INFORMATION

Membership Lapsed.

318. Mrs M. H. S. Nel, Swaziland.
340. M. M. Wood, South Africa

PRESS CUTTINGS

"South African Philatelist" August 1959. An appeal for holders of the King's Head 2d dark plum variety to advise the Editor in view of the apparent extreme scarcity of the shade. Assize Stamps (Leonard J. Dodd).

"South African Philatelist" July 1959. Shipping Postmaster and Assistant Shipping Postmaster Marks conc. (R.D. Allen, Snr.)

"The "O.F.S." Philatelic Magazine". July 1959. Anglo-Boer War Philately (cont'd.)

EXCHANGE PACKETS

It would seem that a few comments, remarks and suggestions may not go amiss.

Quicker circulation. - Please. A number of the packets are held up time and again by some members retaining it for as much as 14 days for a variety of reasons only made known after the delay. This is not very fair to the contributing members nor to the other collectors on the circuit.

Pricing - This MUST be placed over the stamps and NOT under and it would be appreciated if the habit of pricing in the odd halfpenny was discontinued. When reckoning purchases some members consider them others don't.

Sheets - We cannot take responsibility for stamps lost due to the use of poor quality hinges. Also some members use very flimsy sheets which get the worse for wear on their circuits. Substantial sheets can be obtained from the Packet Secretary at 2/6d. a dozen postage paid - little enough surely?