
THE SPRINGBOK



Volume 8 No. 1

Jan/Feb 1960

" THE SPRINGBOK "

TABLE OF CONTENTS

The Editor's Chair	Page 3.
Exhibition	4.
Plating Flaws of the 1d rotogravure plate 6. by E. W. Merriman.	5.
Picture Pages	13.
London Group Meeting	15.
Correspondence	16.
Membership Information	20.
Press Cuttings	20.

Hon. Editor

C. E. Sherwood, 105 Marford Crescent, Sale, Cheshire, G.B.

All correspondence to be addressed to the Editor who does not accept responsibility for any views which may be published.

Magazine available by subscription only

15/-d (\$2.00) a year

Back numbers 1/-d (15 cents) a copy.

++++++
+
+ Chairman: R. D. Allen, Snr., 82c Hackford Road, Brixton, London, S.W.9. +
+
+ Committee: F. C. Abell, 86 Herne Hill, London, S.E.24. +
+ Edw. Lauder, 1 Cairnhill Rd., Bearsden, Glasgow +
+ W. A. Page, 138 Chastilian Rd., Dartford, Kent +
+ (Also London Group Secretary) +
+
++++++

" THE SPRINGBOK "

THE EDITOR'S CHAIR

As you will see this number is centred round a masterly study of plate 6 of the 1d rotogravure by one of our members and we give it in completeness as we feel all will prefer to have it in one copy rather than two. We hope you agree our decision even though it has cut down the volume of "Other Business" as it were. On the subject of the 1d stamp we hope to publish a study on plate 8 in our next issue and shortly we expect to give you some news of Dr. Gordon Ward's efforts on the study of the 1d ships from start to finish.

The Publicity Officer at Pretoria, Mr O'Connor, advises us that the 1d, 3d, 6d and 1/3d animal stamps were printed on sheets bearing the sheet numbers on the left resulting from a technical emergency measure which necessitated turning the cylinder axle fore to aft and was not likely to happen in a hurry again. The "hurry" must have happened because since then we have received the 1 $\frac{1}{2}$ d value, springbok watermark, sheet numbers on the left.

One or two printings of the animal series are likely to prove scarce in quite a short time due to the combination of the introduction of the new watermark and new cylinders and already some collectors are "way behind" because they did not get the early printings of the 1d and 2d values at the time. The moral is "do it now, tomorrow may be too late".

Mr F. J. Falkiner tells us he gave a display to the Belfast Philatelic Society last November - we hope with some good effect for our membership.

We learn that the new Union Handbook/Catalogue is coming along nicely and on schedule so we can look forward to the turn of the half year with great interest. Our hope is that the pricing will be rather more realistic and practical.

Early in December a rather important sale of Union $\frac{1}{2}$ d and 1d rotogravure stamps took place including a number of arrow block items. So soon as we can do, we intend to quote some of the prices listed for the information and guidance of our readers as so many seem to be seeking arrow blocks.

We were very pleased indeed to learn that our London Group Chairman, Frank Abell, is now out of hospital and we hope you will be making a speedy recovery as we are sure there is a big welcome waiting you at the London Group Meeting you are next able to attend.

=====

" THE SPRINGBOK "

=====

EXHIBITIONS

Why do we bother to have an Annual Exhibition?

Why do I make a point of going to it?

Why do I go to Stamp Exhibitions?

These three questions are quite common enough, but have you ever considered the answers to them and to what they imply.

An Annual Society Exhibition is the outcome of what has been seen in the Society Meetings during the past year but in this case, the cream has been extracted and is on view. Each of us, for some reason or another, cannot always attend Monthly Meetings and can miss something that could be important for our collection. It is at these Exhibitions that we can see and, what is much more important to the writer, that he can study at leisure. At normal meetings I find it an impossibility to both listen and look. Either I am not listening to what the speaker is saying about the sheet he is holding or looking at the sheet he has spoken about that is in front of me and trying to remember what points he made about that particular sheet. More often than not I get mixed up and it is at these Exhibitions that I seem to unravel the "ball of wool the kitten has been playing with for some time" and things get straightened out. Another point about our Annual Exhibition is that it is the only way that I get some of my sheets written up as they should be.

Why do I go the Annual Exhibition and also to any other Exhibitions? To see - to learn - and to get into philatelic company and amongst persons who know and understand our talk and who are just as enthusiastic.

At our last exhibition I was one of those on duty to answer questions and I really had a busy day, making friends and talking about gum splashes and their cause with one member from Devonshire way or to a non member who came from Herne Bay and is a regular visitor. (He only comes to look at Postmarks and quite candidly he stated that he always gets a host of information) This year it was no exception, he wanted to know about Royal Visit marks, the different types and they were on show.

Much was said about the room whilst at lunch and at dinner in the evening and also between these two important but necessary items and it appears to the writer that at last a hall necessary for our requirements has been found. Easy access to the street with an entry direct. A large room, comfortable chairs and tables, ample eating places within the proverbial 'stones throw' and I am informed that the hotel accommodation close by was quite reasonable.

SKIPPER.

" THE SPRINGBOK "

PLATING FLAWS OF THE 1d Roto PLATE 6.

by

E. W. Merriman.

As a result of examining a quantity of material, mostly used, of 1d roto-gravure and with the help of one or two individuals who have kindly loaned their stamps for perusal, it is now possible to present a picture of the plating flaws of Plate 6.

It will be noted that at least 4 and possibly 6 eleventh row flaws emerge. These are on 3/10 and 14/10 which have a black vertical mark on the right end of POSTAGE and POSSEEL; on row 5/6 and 16/6 a horizontal black bar on the ropes to the left of the ship and probably on row 5/1 and 16/1 both with thick horizontal black lines from the ship to the left of the stamp. The last two, although not occurring in corresponding positions on the stamps, are constant may well be eleventh row flaws. It is interesting that these are probably the first "head-plate" flaws to be identified as eleventh row flaws.

One or two more multipositive flaws have been encountered and are chartered but those more likely to be known have been omitted so that the illustrations should not be overcrowded.

Much of the material examined is in used condition and it is possible that some spots etc. are hidden by postmarks and have been omitted. On the other hand the majority listed have been seen on duplicates.

With the help of the diagrams and notes it should be possible to identify the majority of stamps of this plate.

Comments and additions would be appreciated so that eventually completion of this plate may be achieved.

- Row
- 1/1 A. Black dot over lower yardarm.
 - 1/2 E. Diagonal black line across top left scroll
Red dot in top of last A of Africa
Black dot under lower yardarm
 - 1/3 A. Red dot in white line under last leg of last A of Afrika
 - 1/5 A. Red dot outside frameline over S of Suid
 - 1/6 E. Red dots outside frameline over C and on right near the top
Black dot opposite end of lower yardarm.

 " THE SPRINGBOK "

- 1/7 A. Red dot in stem of right scroll
- 1/8 E. Missing line of shading (crescent) in lower sail
 Tiny red dot in right leaf, opposite lower pennant
- 1/9 A. Red line to left of lower panel
- 1/12 E. Tiny red dot outside frameline above last A of Africa
 White dot under F at junction of oval
- 2/1 E. Mult Red dot in N of Revenue (not shown)
 Black dot between lantern and lower yardarm
- 2/2 A. Red dot in upright stroke of R opposite loop
 Diagonal black line above top of mast
- 2/3 E. Red blob at base of leaf top left near stem
- 2/4 A. Red dot on left frameline opposite sea level
- 2/5 E. No identifying marks
- 2/6 A. Tiny red dot in first A of Afrika, at right end of bar
- 2/7 E. Black dot on sea level, left of ship
- 2/8 A. Mult. Red dots in DA (not shown)
 Split in line over D of Suid
 Tiny red dot in leaf at right
- 2/9 E. Mult.? Red dot in first A of Africa, opposite right end of bar
 Black dot at top of oval under first A
 Red dot outside frameline over S of South
- 2/10 A. Red dot in white line under S of Suid
- 2/11 E. Red dot between boat and ship
 Red dot outside frameline right, level with mountain
- 2/12 A. Black mark near left side of oval, level with upper slope of lantern
- 3/1 A. Tiny red dot near left of oval, opposite lantern
 Black dot in lower sail at right end of yardarm
- 3/2 E. Mult. Nick in right frameline (not shown)
 Black mark on lower curve of lighter part of large sail
- 3/3 A. Black dot between lower yardarms
 Two black dots under end of lower yardarm
 Tiny red nick in upper edge of leaf, lower right
- 4 E. Red line in leaves, left, opposite lower yardarm

" THE SPRINGBOK "

- 3/5 A. No identifying marks
- 3/6 E. Short thickened shading lines appearing as extension to yardarm,
under top pennant.
- 3/7 A. Black dot, centre of sun's rays, opposite end of lower pennant
- 3/10 E. Black vertical stroke on bottom right of E of Postage (11th row flag)
Black dot over end of top of pennant
- 3/11 A. No identifying marks
- 3/12 E. No identifying marks
- 4/1 E. Red dot at top right of last A of Africa Mult Pl 1-6
Black mark under lower yardarm, near ropes (not shown)
- 4/2 A. Vertical black mark over sun, above forward lantern
Black mark centre of sun's rays, opposite end of lower pennant
- 4/3 E. Black smudge on last A of Africa
Several black dots between top of ship and left of oval
- 4/4 A. Black dot at end of and slightly above upper pennant
Tiny red dot in end of top right scroll
Tiny red dot outside frameline, opposite outer curl of top right scroll
- 4/5 E. Red dot outside frameline, opposite top right scroll
Black dot above lower yardarm
- 4/6 A. No identifying marks
- 4/7 E. Tiny red dot above sea level close to left of oval
Red dot in lower left shading lines above 2nd. berry
Black dot in sun's rays near ship
- 4/10 A. Mult Extended leg of R of Afrika (not shown)
Red dot outside frameline, opposite and above mountain
- 4/11 E. Black dot below and between end of lower yardarm and left of oval
Black dot midway between end of pennant and oval to the right
- 4/12 A. Faint horizontal smudge on right middle berry
Red mark outside frameline just over above
- 5/1 A. Heavy black line from ship to left frameline (11th row flag?)
- 5/2 E. Black spot right of mast top, over 1st dip of pennant
White dot over R of Revenue
Black mark on rigging below end of flag
- 5/4 E. Mult Red dot in S of Postage (pl 1-6)
- 5/6 E. Black bar on ropes left of mast, opposite lower pennant (11th row flag)
Red dot outside frameline opposite top curl of lower right scroll

 " THE SPRINGBOK "

- 6/6 A. Red nick in 2nd leg of U of Suid
- 6/7 E. Red dot outside frameline, opposite top of lower left scroll
 " " " " " top right scroll
- 6/8 A. Black dot at top of leaves right
 Vertical smudge on F of Afrika
- 6/9 E. Black dot left of stern lantern
- 7/3 A. Black mark under bar of last A of Afrika
- 7/7 A. No identifying marks
- 7/8 E. Curly red mark on lower right scroll, sloping to over U
- 7/9 A. Red dot in left wreath opposite lower yardarm
- 7/10 E. Red mark in sun's rays over mountains
 Several grey sloping lines in sun below red mark
- 7/11 A. Red line on right frameline to right, opposite end of lower pennant
 Red mark in upper right scroll
- 7/12 E. Tiny red dot in end of leaf, under C.
- 8/1 E. Horizontal black line almost joining mountain tops and dot in sun
 over mountains right. Mult Pl 1-6
- 8/2 A. Red dot outside right frameline, opposite base of stem of scroll
- 8/3 E. Black dot left of hull
- 8/5 E. Red dot in base of C
 Red dot in top of R of Africa
- 8/6 A. Red mark on line at bottom left panel, above and to left of P
- 8/7 E. Black mark in sun's rays opposite middle of sail in second ray from
 ship. Mult Pl 1-6
- 8/8 A. Horizontal red dash over gap in mountains, in sun's rays
- 8/10 A. Black dot left of oval, opposite top of lantern
- 8/11 E. Red dot outside frameline, opposite upper sail
- 8/12 A. Red stroke across stem of T of Inkonste
 Red mark outside frameline under above flaw
- 9/1 A. Red dot under I of RIK
 Larger red dot under K of RIK

 " THE SPRINGBOK "

- 9/2 E. Red dot left of upper panel outside frameline
- 9/3 A. Black mark in sun's rays, near top of lower sail
 Red mark in open end of top left scroll
 Red dot outside frameline level with top of mountain
- 9/4 E. White nick in frameline at right end of top panel
- 9/5 A. Lines in sea under mountain Mult. Pl 4-6
- 9/6 E. Black line over top bar of T of South
- 9/7 A. Bulge over top of first A of Afrika
 Black dot centre of oval left
- 10/1 E. Retouch to sea and sky left of oval
 Light patch in rigging under large sail
- 10/2 A. Tiny 'hole' in centre of lower sail Mult.
 Red dot in shading, upper left
- 10/3 E. Nick in frameline top right corner
- 10/5 E. Curved black line from right edge of oval (centre) to sun's rays
- 10/6 A. No identifying marks
- 10/7 E. 'Bull's Eye' in single mountain
 White spot between outer leaves of wreath, opposite middle yardarm
- 10/8 A. 'Bull's eye' in mountain
- 10/11 E. Break in frameline over first E of Revenue
- 11/1 A. Red dot in upright of R of Afrika opposite loop
 Red mark in upper right shading from stem of scroll
- 11/2 E. Mult Red mark in top of numeral (not shown)
 Red dot in lower right shading
 Tiny red dot in upright of d. of pence sign
 Red dot in white line under NU
- 11/4 E. No identifying marks
- 11/5 A. Black mark between end of lower yardarm and lantern
 Red dot outside frameline between RI
- 11/6 E. Red dot under S of Postage
 Red dot in top of leaf in lower left, opposite sea level
- 11/10 E. Red dot in centre of left wreath, just above middle berry
- 11/11 A. White patch between, and at top of UI
- 11/12 E. Black oval mark top right of oval, near edge close to top leaf

 " THE SPRINGBOK "

- 12/1 E. Red dot in lower half of last leg of last A of Africa
- 12/2 A. Black mark in top left corner of flag
 Tiny black dot over end of upper yardarm, level with topmost yardarm
- 12/6 A. Red dot outside frameline, opposite curl of lower scroll
- 13/6 E. Red dot over and near end of top pennant
- 13/7 A. Red dot between leaf and stem of upper left scroll
- 13/9 A. Red dot between leaf and top right scroll
- 13/10 E. No identifying marks
- 13/11 A. No identifying marks
- 14/1 E. Red dot in shading lines under SO
 Red dot on frameline under REV
 Red dot left of oval, in centre near edge
 Red dot outside left frameline, opposite and between two lower yard-
 arms
- 14/2 A. Red dot towards end of upper bar of E of ste
 Blackcrescent shaped mark right of masthead
- 14/5 E. No identifying marks
- 14/6 A. No identifying marks
- 14/7 E. Nick in centre lantern
- 14/8 A. Sloping black line from sea level to edge of oval left
 Pimple in right upper end of lower left scroll
- 14/9 E. Red dot in shading lines lower right, near frameline, below sea level
- 14/10 A. Short black upright line on L of Posseel (11th row flaw)
- 14/11 E. Red upright line in base of F of Africa
- 15/1 A. Red dot in inside leaf, lower left, just under horizon
 Red dot inside small leaf, between 2nd and 3rd yardarms
 Black mark near base of mast
- 15/5 A. Black dot, left of ship, just below base of lantern
- 15/6 E. Black dot between top of lantern and ship
 Black dot over 1st bump in upper pennant
- 15/8 E. Mult Break in frameline under P of Postage
Mult. 'Rugger ball' left of lower yardarm
- 15/9 A. Red dot in lower left leaf flaw?
- 16/1 E. Thick black line from lower yardarm, left to outside frame (11th row
 Red dot in base of upper left scroll
Mult. Blister inside at one o'clock of O of South
Mult. Red dot at top of upright stroke of P of Postage

=====

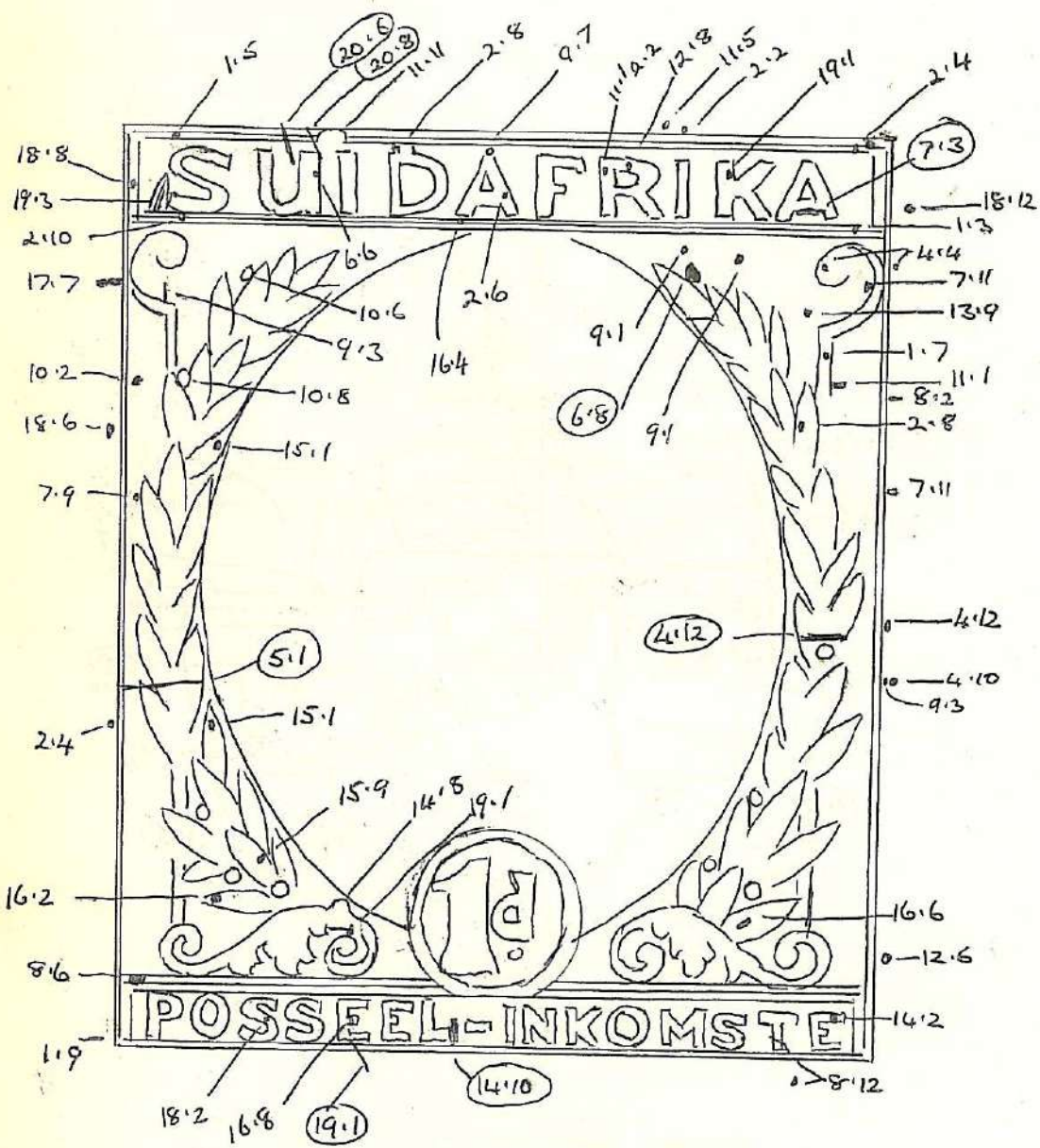
" THE SPRINGBOK "

=====

- 16/2 A. Red dot in lowest leaf of left wreath
Red dot in outside frameline opposite small boat
- 16/3 E. Red blob on lower left frameline (This appears to be a mult)
- 16/4 A. Break in white line under stroke of first A of Afrika
- 16/5 E. Small red vertical dash in lowest leaf of left wreath
Black dot left of ropes between 2nd and 3rd yardarms
- 16/6 A. 'Bar' on ropes (11th row flaw)
Red mark in lowest right leaf of right wreath
- 16/7 E. Red dot in top right of first A of Africa Mult.
- 16/8 A. Black dot on rope between 1st and 2nd yardarm (This appears to be
a mult.)
Black dot near left of oval opposite lower yardarm
Red dot in middle bar of 1st E of Posseel
- 16/9 E. No identifying marks
- 17/2 E. White break over T of Postage
- 17/3 A. Mult. Broken corner of mountain (not shown)
- 17/5 A. Nick in lower edge of lowest leaf, right wreath, near tip
- 17/6 E. Red line making Q of O in South
- 17/7 A. Mult. Break in frameline under P of Posseel (not shown)
- 17/8 E. Mult. Nick in right frameline (not shown)
Extra 'berry' next to left berry at base of right wreath (not shown)
Break under U of Revenue
- 17/9 A. Mult. Start of 'dragon flaw' Buckle (not shown)
Red mark outside frameline opposite base of curl of top left scroll
- 17/12 E. Nick in upper white pennant
White ring in mountain (as in 10/8)
- 18/2 A. Black dot above and at end of top yardarm
Red dot in 1st S of Posseel
- 18/5 E. Red dot in left shading lines, under scroll
Red dot under top panel, under OU
- 18/6 A. Red dot outside frameline, between ends of 1st and 2nd yardarms
- 18/7 E. Break in top bar of middle E of Revenue
Red dot in middle leaf, opposite middle yardarm
- 18/8 A. Red mark in white line at left end of upper panel
- 18/12 A. Red dot outside frameline opposite right end of top panel

 " THE SPRINGBOK "

- 19/1 A. Red spot in top of upright of K of Afrika
 Black stroke on frameline under first E of Posseel
- 19/2 E. Black marks in top right wreath
 Break over O of South (not shown)
- 19/3 A. Mult. Red wedge shaped mark in front of S of Suid
- 19/5 A. Red dot in upper curve of bottom left scroll (not shown)
- 19/6 E. Red 'star' near left of oval, opposite top of middle lantern
 Curved sloping line to the right on bottom of right wreath
 Sloping black line under S of Postage
- 19/7 A. Black dot under middle yardarm
- 19/8 E. Red dot under U of South
 Black stroke by 2nd downward loop of top pennant
 Red dot under C of Africa (not shown)
- 19/12 E. Black vertical mark, faint, on middle E of Revenue
 Black vertical marks at left end of bottom panel
- 20/1 E. Red dot in white line under U of Revenue
 Red dot in leaf, left, between middle and lower yardarms
- 20/2 A. Black dot in sun's rays, just above lower white pennant
- 20/3 E. Red blob in right end of lower right scroll
- 20/4 E. Mult. Oblique black line in sun's rays
- 20/5 E. Red dot outside frameline right, opposite leaf on base of stem on
 scroll (not shown)
- 20/6 A. Black stroke to outside frameline on U of Suid
 'Bite' out of oval left, opposite middle yardarm (not shown)
 Red dot above 1st. upper curl of top pennant
- 20/7 E. Extended top yardarm to left of oval
 Red dot in lowest left leaf
- 20/8 A. Black dot under middle yardarm
 Black dot left of hull, under sea level
 Black in sea under mountain
- 20/9 E. Black stroke over mountain
 Red dot on oval edge opposite and above end of lower yardarm
 SO of South joined (not shown)
- 20/10 A. Red dot in top bar of R of Afrika as in 8/12
- 20/11 E. Red circle under last A of Afrika, in shading lines
- 20/12 A. Black dot level with top yardarm, above end of pennant



RINGED NUMBERS ARE IN BLACK

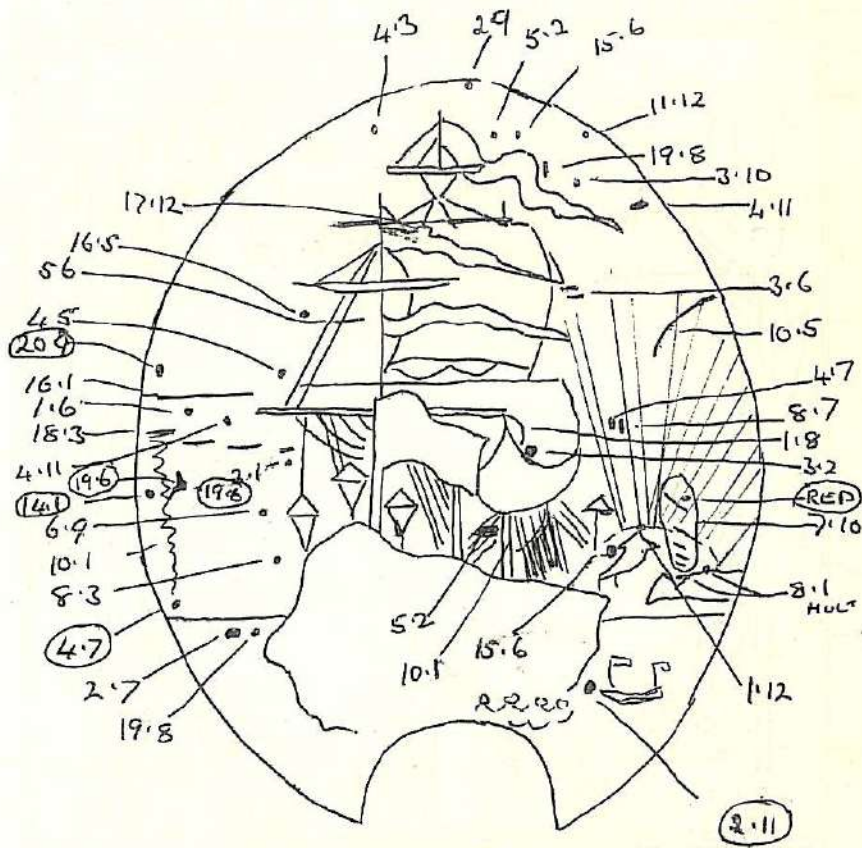


PLATE 6

RINGED NUMBERS ARE IN RED

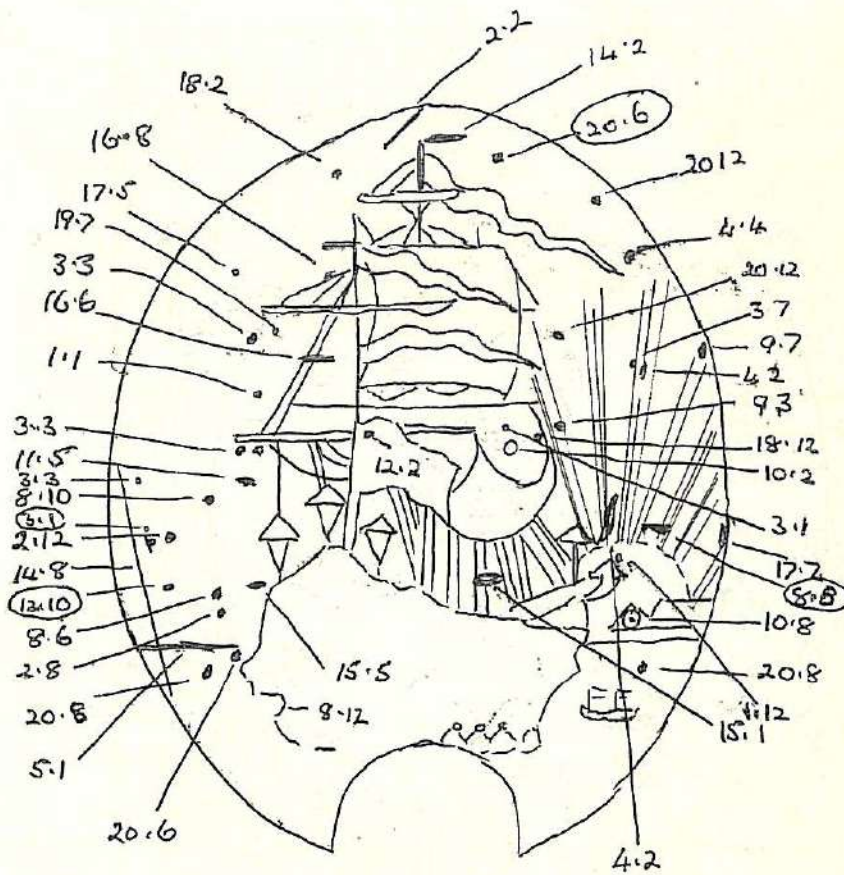


PLATE 6

RINGED NUMBERS ARE RED

" THE SPRING BOK "

LONDON GROUP MEETING

The December London Group Meeting held at the 'George', was as far removed from South Africa, philatelically and geographically, as chalk from cheese, nevertheless a very interesting variety of material was shown.

The London Group stalwart, Mr A. J. Brown, commenced with a display of covers from World War I with their various and very interesting markings.

Then came a display which surely must be the first of its kind ever seen - Geology on Stamps, by a Geologist, Mr D. Whitten. Surprisingly enough, there were many aspects of the subject to be found on stamps, varying from rare stones to water geysers and stalagtites.

The third display by Mr D. V. Parker, always known to bring out something unusual, comprised of a display of booklet panes from many parts of the world, including such items rarely seen as panes of 10 from Belgian Congo, strips of 20 from Sweden. Among the many other countries represented were Australia, Canada, Bermuda, Eire, Germany, Israel, Japan, Jugo Slavia (including the JUFIX booklet souvenir) Luxemburg, Norway, Switzerland and Tunis.

Continuing on the theme - far removed from Unions - Mr G. M. Whitten then showed a collection of charity stamps from the Netherlands, with many attractive designs.

To round off the evening the Society Chairman, Mr R. D. Allen, illustrated 'Scout Patrol' signs by stamps and also showed a collection of Scout Stamps.

A varied anecdote to Union philately - an evening in much lighter vein, but enjoyed by the quite large gathering which adjourned somewhat later than is customary.

W.A.P.

A QUERY: We have a cover endorsed at the top "OHMS H.Gordon Watson" - no stamp - postmarked "Claremont Cape OC 31 10". Who was this gentleman that he did not need to use stamps?

Mr R. D. Allen, Snr., reports that, according to "The Scouter", the new currency will be introduced February 2nd., 1961. This member also claims a cover "25 Apr 1933" nicely tied with one complete and one half of a penny stamp and used in Cape Town. From reports it would seem that these bisects were not confined to one area or district. Were they really necessary, we wonder?

=====

" THE SPRING BOOK "

=====

CORRESPONDENCE

Dear Sir,

THE XLUSIVX VARIETY

The next thing attending attention to detail required for the collection of a complete set of a Definitive Issue of postage stamps can be compared to my typewriter. It is true that there are 46 symbols in the set of keys but just one key not working makes all the difference. A gap in a stamp collection looks just as obvious to a specialist.

When sorting through the extremely common and apparently uninteresting stamps even the minutest speck can provide the key required to complete the full story of the specialised collection. It is a great temptation to believe that a certain stamp is no longer useful and may be discarded but remember somewhere, someone may require just that elusive variety to complete his collection. Please treat every copy with extreme delicacy and through the efficient distribution system of our Society packets wherever will receive the greatest chance to complete their collections.

Yours,

C. H. Craddock.

Dear Sir,

Sincere congratulations on the completion of Volume 7. The report on the London Annual Exhibition deepens my regret that I was unable to attend. What a wealth of material the London members command or have placed at their disposal in making the annual display and the work and attention they devote to it.

The 2d. Roto Plate Flaw No.4 which Messrs Stewart and Lauder illustrate is new to me and I must have handled about 10,000 2d roto at different times. All my Pl.1 row 5/6 have had the 11th row flaw at the base of "i" in "Suid" and so their copy must come from an early printing.

As "Squatter" also touches on the 2d I should like to help with what I have found in the way of "poles" and men on roofs.

- Row 3/6 This pl.111 flaw is found, according to the printing to vary in length - $1\frac{3}{4}$ to $2\frac{1}{2}$ mm. long.
- 4/1. None of my copies bear this mark.
- 18/3. All my pl.111 have the pole flaw but none have man on roof.
- 20/6. In pl.I the outer line of the tablet circle is missing from 12 o'clock to nearly 1 o'clock. In Pl.II this line is etched in and now has a pimple on the 1 o'clock end of the repair. The later printings of this plate have the 11th line flaw, like a kite, right of the left tower.

" THE SPRING BOOK "

Early pl.III have the "horn on the tablet edge" in the position covering the pimple. Later issues have the broken horizontal line projecting from the tower. Incidentally my pl.III without the pole are all inverted watermark and those with the pole include upright and inverted.

- Row 4/6. Pl.III has a very short pole projecting near the foot on the left of the left tower.
- 11/3. Pl.III - a pole de luxe is to the left of the right tower
- 3/3. Pl.III - man on roof on centre roof close to building on right
- 3/6. Pl.III - as above
- 17/3. Pl.III - as above
- 20/2. Booklet and Pl.II, on centre roof.

Lenzie.

H. J. Anderson.

Dear Sir,

Having, by chance, an opportunity to examine a number of used copies of the animal set, values 3d, 4d, 6d and 1/-d I naturally looked to the Handbook/Catalogue for guidance on varieties to be found. Eventually after some patient searching of the material on the information in our guide I came to the following conclusions and wondered whether other members would agree or maybe amplify from their experience.

- 3d. Rhinoceros. H/C. Nos.127 Va, b and c - no particular comment. They are recognisable though why Vb and Vc are singled out for this treatment is perhaps questionable. Vd was difficult - I did eventually find something that might answer the description but as it was the righthand stamp of a pair could not have been row 5/1. Perhaps the most prominent variety, the blue spot in the margin under "K" of "AFRIKA" is not mentioned in the H/C.

=====

" THE SPRINGBOOK "

=====

4d. Elephant. H/C Nos 128Va, b, c and d are identifiable but here again if we are to countenance some of the above varieties we should also consider the following -

Row 2/9 extra spot in bush over "d" of "4d".

Row 2/7 mark like comma under "A" of "AFRICA" and dot between "F" and "R"

Position unknown, line through lower part of "S" of "SUID".

6d. Lion. H/C Nos. 130Va, b, c and d identified but as yet no success with Vb. Here again with the exception of Va the inclusion of these varieties is questionable.

1/-d Kudu. Apart from H/C No. 131Ve I have as yet been unable to identify the remainder listed. On the other hand an additional mark between "A" and "F" of "AFRICA" appears to be constant (position unknown).

In conclusion may I say that the numbers examined do not permit firm conclusions (and perhaps my eyesight is not what it used to be!). Apart from the H/C and article in this magazine of December 1954, whilst more detailed than the former, is also not in accord with some of my remarks above. Maybe some of your readers with better resources than my own could enlighten your humble writer.

Plymouth.

H. McGeeney.

Dear Sir,

I would like to make some remarks on various articles etc. in the last issue and am dealing with them in their "order of entry on the stage" viz -

a) p.110. Mr Page reports a cover "posted at the Raadsaal (Town Hall) Bloemfontein". There is not (nor was) any P.O. at either the Raadsaal or at the Town Hall. The "Raadsaal" is the old OVS Parliament Building where the Free State Volksraad used to foregather. It is now the seat of the OVS Provincial Council and has nothing whatsoever to do with the Town Hall - or rather "City Hall" - as Bloemfontein acquired "City" status quite some years ago. There is a Post Office called "Raadsaal" situated across the street in an office building - said P.O. serving the surrounding area of business and legal offices. It was opened just about six years ago shortly before the OVS. Centenary 1954.

b) S. A. Antarctic Expedition: The Norwegian ship "Polarbjorn" (i.e. Pola Bear) arrived at Capetown a few days late from Norway owing to inclement weather and actually left Capetown on its voyage to Antarctica on the evening of December 3rd. "Polarbjorn" was scheduled to make the voyage in 10 to 12 days but has been

" THE SPRINGBOK "

held up from time to time by packice and has not arrived at the base in Queen Maud Land yet (this is at Jan. 8th) at the time of my writing.

c) Forthcoming new issues for Railway Centenary, Union Festival 1910 - 1960 and new currency (about mid-February 1961) - there may be another surprise in store if and when S.A. becomes a Republic - which event may take place sooner than many people think.

d) Unofficial bisects: I have (or had) in stock complete covers bearing one whole 1d plus one bisected 1d G.V. stamp making up the 1½d postage introduced in 1919. Apparently they went through the post without being queried - postmark is "Davel" (Tvl.). Necessity? Your guess is as good as mine.

e) "Up the Pole" by "Squatter"; the "purple horn" (20x6) is also known as the "stem to value-tablet" and is found only on the last printings from Pl. III frames in the deep slate-violet shades and with normal watermarks only. The first printings from Pl. III were in greyish to greenish slate with watermark inverted turning to deep slate during which shade the change over to the normal watermark took place and ending up in the slate-violet already mentioned. I wonder, however, why "Squatter" did not mention yet another variety position row 11 stamp 2 known as the "flag from left-hand tower" protruding to the left but otherwise on the same level as the "flagpole" Row 20/6. This "flag" is rather thicker than the "flagpole" as if the flag was wrapped round the pole and is even more prominent than the "flagpole".

f) New watermark: ever since we had the "American" paper even the Springbok watermark has been practically indiscernable so the only guide for the poor collector is purely a negative one; if you see a vague blur in the paper take it to be the new watermark. It helps a little to collect the new watermark with margin attached - it can best be discerned by looking at the margin. One cannot help wondering why paper had to be ordered from the U.S.A. as the Americans have been unable to evolve a recognisable watermarked paper for their own issues (1895-1915) and long ago gave up the attempt in desperation. It is not known generally however that the paper used for our stamps prior to the introducing of the American paper - it was slightly yellowish - was manufactured in England and gummed in Germany - according to official information from Pretoria.

g) I wish to congratulate Mr A. J. Brown on his lucid and convincing argument that the "½d retouched value tablet" is position row 20/8. His final "if it did but it did not as it was" etc. carries a special appeal.

Bloemfontein.

A. Lichtenstein.

" THE SPRINGBOK "

MEMBERSHIP INFORMATION

New Members:

- 379 F/Sgt. C. H. Craddock, 30 Caravan Site, R.A.F. Yatesbury, Calne, Wilts.
380 R. M. Kitchingman, 28 Wellington Avenue, Fleet, Hants.
381. David Reid, 1307 Sherwood Place, Joliet, Ill., U.S.A.
382. R. Bartleson, 1022 B. Street, Edmonds, Wash., U.S.A.

Membership Lapsed:

223. P. A. Bowditch, London
354. A. Forshaw, London.

Necrology:

222. C. John Crockett, New York
322. Irving Hirsch, New York

PRESS CUTTINGS

- "STAMP Collecting" December 11th., 1959. South African Pictorial Check List
(H. L. Hambrock)
"Stamp Collecting" December 18th., 1959. "Philately of the Union"
("Warthog" General comments and new printings, etc.)
"O.F.S. Philatelic Magazine" November 1959. The Leader makes a severe attack
on the Post Office for the inefficient distribution of information.
"South African Philatelist" November 1959. The 1st Large Gold Mine Stamp
(R. J. Lawrence). The Revenue Stamps of the Union of South Africa,
(L. J. Dcdd).

Editor's Note: Any assistance in providing this information will be most welcomed. Once upon a time readers used to send in notes of information appearing in the journals but this help seems to have fallen by the wayside.

New Post Offices

Mr Sylvester L. Crozet reports -
Mazepa Bay in Cape Province; Hazyview in Transvaal;
Lantern in Transvaal; Mtumbane in Cape; Rooisand in Cape.